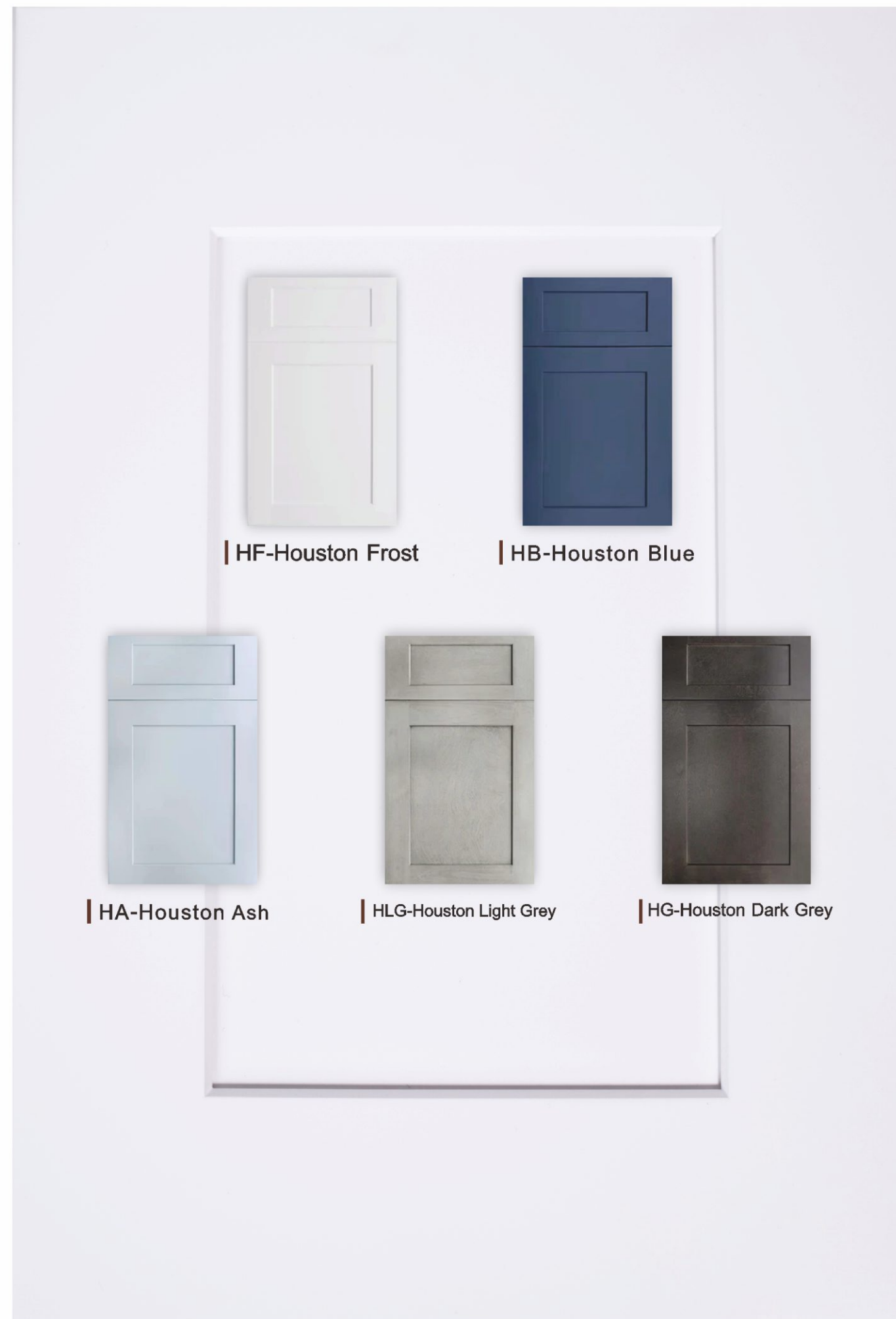




*An inviting kitchen is what  
makes a house a home.*



| HF-Houston Frost

| HB-Houston Blue

| HA-Houston Ash

| HLG-Houston Light Grey

| HG-Houston Dark Grey





*Kitchen Is The Heart Of Your Home*







HF-Houston Frost








Elegant without  
losing spirituality






HB-Houston Blue





The kitchen is the energy supply station in the family









HA-Houston Ash











ELEGANT CABINETS THAT  
COMPLEMENT ANY HOME



Constructed to last







HLG-Houston-Light Grey







# — KITCHEN — — CUPBOARD —







HG-Houston-Dark Grey

















DI-Dallas Ivory















DC-Dallas Cinnamon












Find the perfect  
cabinet in your mind



# Finest Furniture Finishes

- venus solid wood cabinet finishes are processed thorough the following excellent craftsmanship details:
1. The finest solid wood is sanded until smooth and vacuumed.
  2. An equalizer stain is applied to balance the base color of the wood.
  3. A toner is applied to establish color uniformity.
  4. A deep penetrating stain is applied to reveal the hidden beauty of the natural grain.
  5. All stained surfaces are hand-rubbed and wiped of excess stain and then slowly air-dried.
  6. A wood sealer is applied, penetrating all exposed wood surfaces for uniform protection.
  7. All surfaces are hand- sanded, providing a smooth, consistent surface.
  8. A glaze is applied by hand (if applicable).
  9. A color consistency examination is performed with additional touch-ups, if needed.
  10. A final protective top coat is applied, maximizing resistance to scuffing, moisture, fading and most household chemicals.



Notes:  
NOT Actual Product;  
Image For Reference Only.

# Specifications

- Solid wood door frames are mortise and tenon.
- 6-way adjustable concealed hinge with build-in soft close 110° opening capability.
- 5/8" solid birch dovetail drawer with a 3/8" plywood bottom with full extension under mount soft slides.
- 4" interior drawer height.
- 3/4" X 1½" solid wood face frame.
- 1/2" select birch veneered plywood back with a nature finished interior.
- 1/2" select birch veneered plywood side panels splined into face frame.
- 3/4" select birch veneered plywood adjustable shelving.
- Base cabinet has 18" deep shelves.
- HF-White Shaker; HG-Dark Grey Shaker; HLG-Light Grey Shaker; HB-Blue Shaker; HA-Ash Shaker; DI-Ivory Traditional Style; DC-Cinnamon Traditional Style.

# Traditional to Contemporary Door Styles Available

