


# Library eResources for Mobile Devices



Downloading eBooks from OverDrive  
to Amazon Kindles



519 Emerald St.  
Kemmerer, WY 83101  
(307)877-6961  
[linclib.org](http://linclib.org)

# Welcome to OverDrive



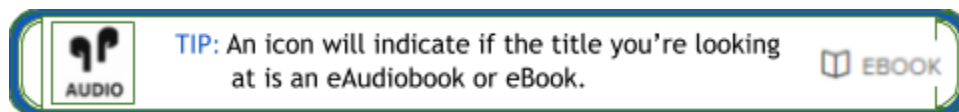
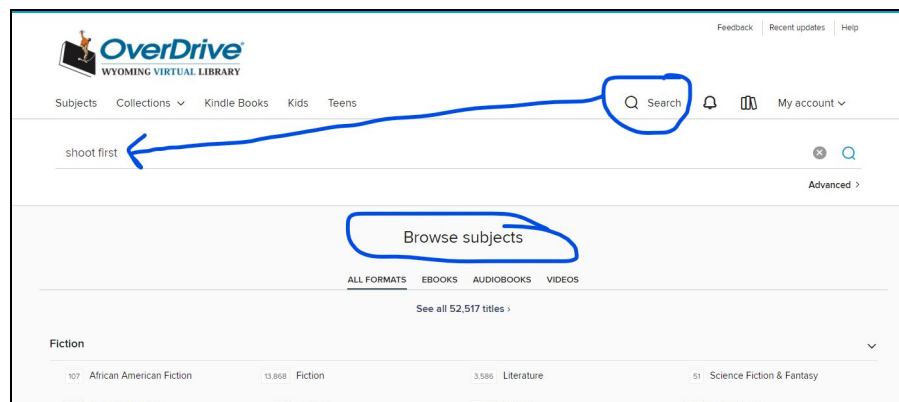
Downloading  
OverDrive eBooks to Amazon Kindles.  
Note: Kindle must be wi-fi enabled.

## Getting Started

1. Go to [linclib.org](http://linclib.org) and click on the “**EBRANCH**” link.
2. Click on the **OverDrive** logo. It prompts you to sign in using your library card number and PIN.

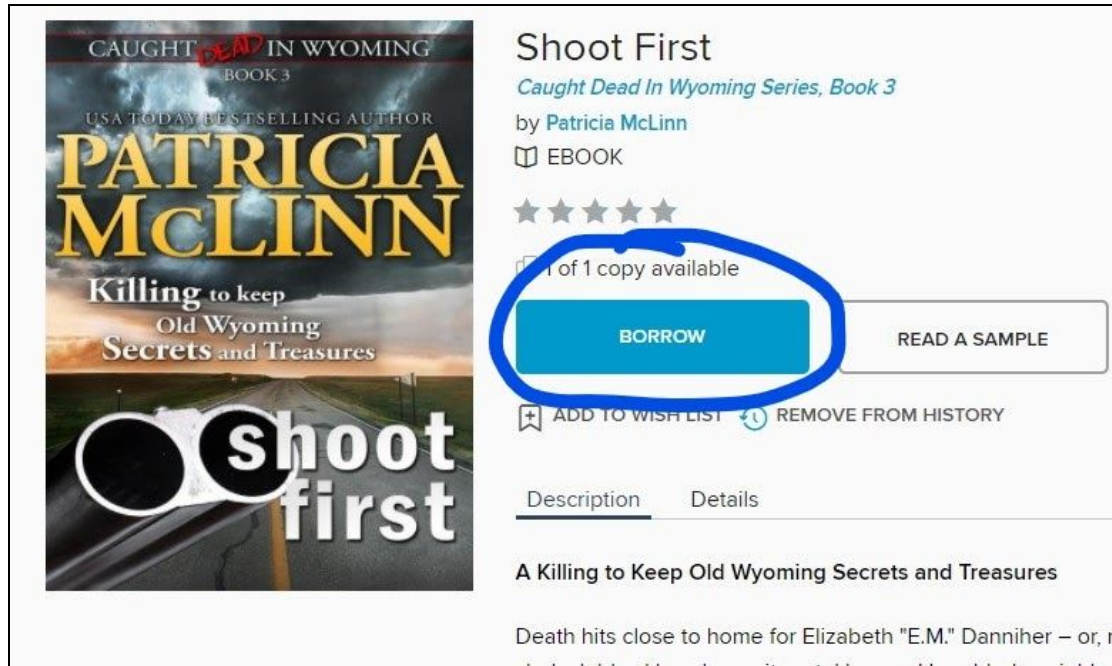
## Browse & Search

**BROWSE** or **SEARCH**: Find a book that you would love to read!

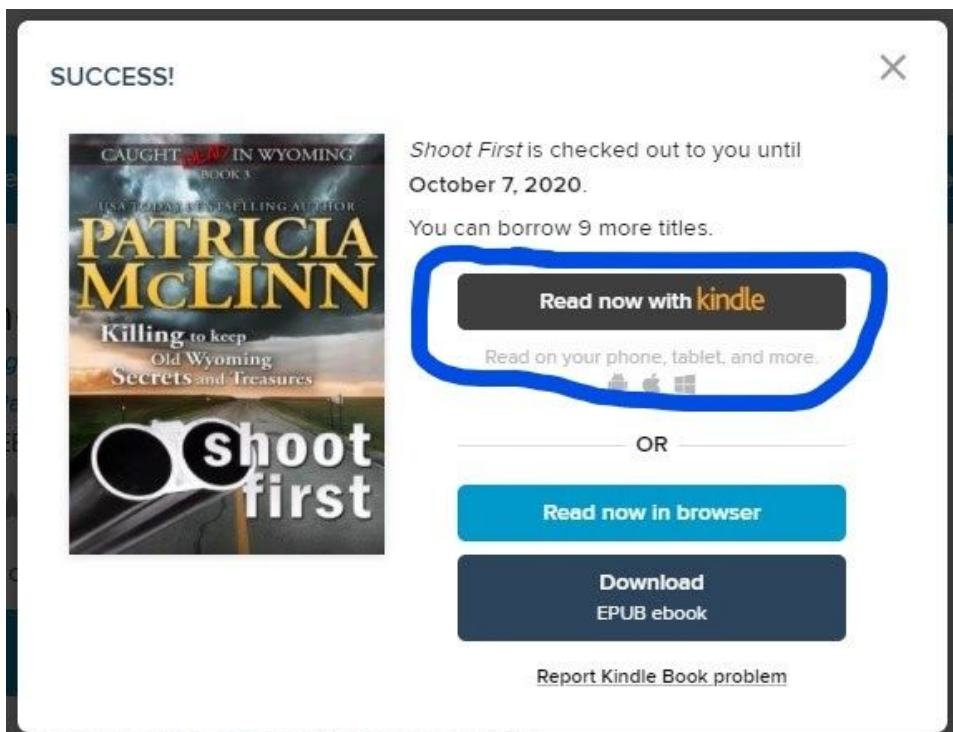


# Borrowing Books

1. If the title you are interested in is available to borrow, tap **Borrow**.
  - The loan period is 2 weeks. (Max. 10 titles out at a time!)



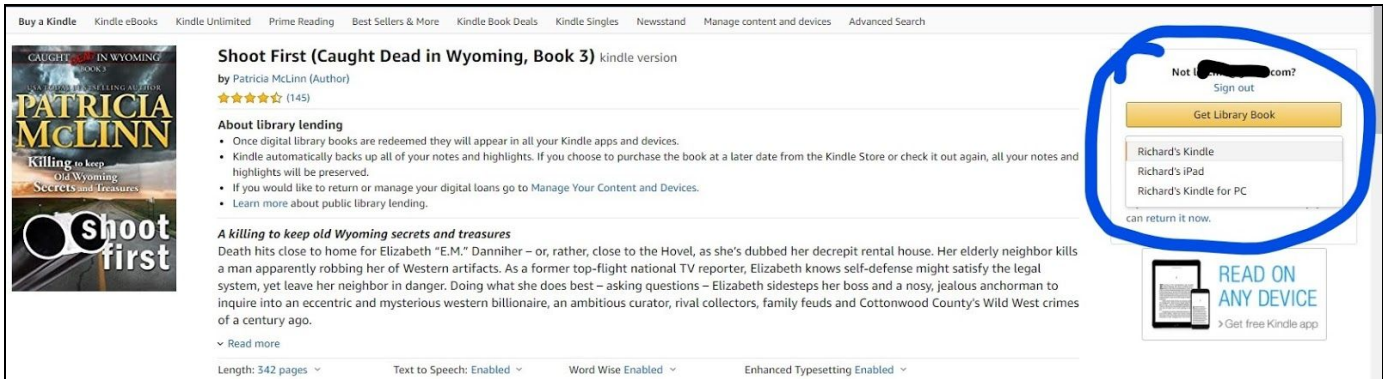
2. Tap **Borrow** again to complete checkout!
3. **Success!** Click on the **Read now with kindle** button.



# You are now in Amazon.com

A new window will open Amazon.com.

1. If you have not signed into your Amazon.com account, it will prompt you to do so.
2. Once signed into Amazon.com, the following window appears:



3. Choose the device you wish to deliver to from the dropdown menu, and click on **Get Library Book**.
4. It will be delivered to your Amazon Kindle shortly (as long as your Kindle is on wi-fi)!

## Need More Help?

Please call or stop by your local Library to get hands-on instruction from our staff.

## Note about eaudiobooks and Kindles...

If you're using a Kindle Fire tablet (of any model), then you can listen to audiobooks using the OverDrive app. Kindle ereaders are only compatible with ebooks.