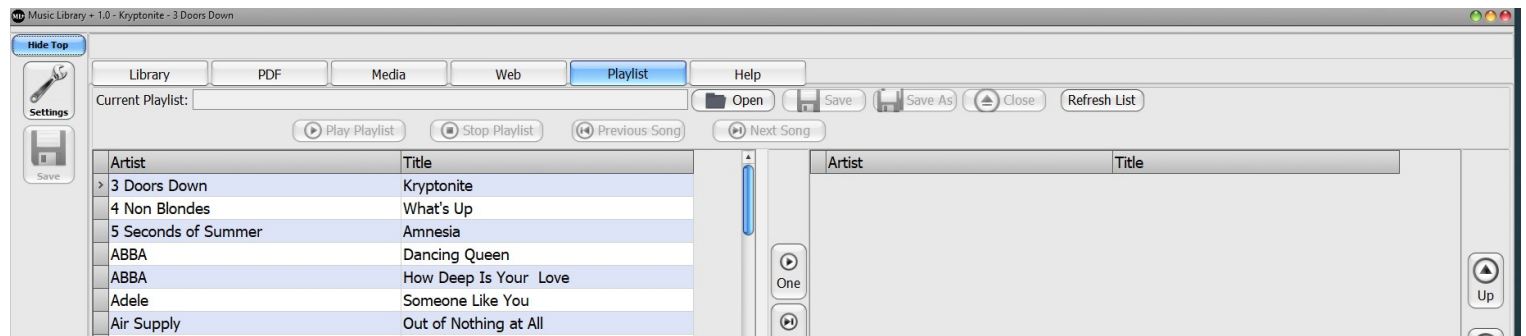


Creating / Saving / Loading Playlists

The application allows user to create playlists of songs they want to create group together. It could be a band's set of songs they are playing for the night. Could be a group of Elton John's songs that they love to play in a certain order.



This will show you all of your songs in the library on the left side of the screen.

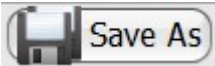


Users can use the buttons between the grids to move songs from left to right or back.

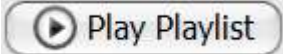
Buttons are fairly self explanatory. Users can also double click on the songs to move them left or right.

Buttons to the right of the selected songs allow the user to move songs up/down in the order.



Once you have the Playlist set you can click  to save your playlist locally.

Playing Playlist

Select the song you want to start in the right grid and click 

The system will automatically start the the song and take the user to the PDF Tab to play along. Once that song is completed the system will automatically start the next song in the playlist. This only works if the song is mapped to local media.

A few settings will affect how the system reacts when you are playing a playlist.

Settings:

☒ Play MP3/Video/Karaoke when starting song

Play MP3/Video/Karaoke when starting song – Gives users the ability of turning off the artists version of the song from playing. If performing with your band you might just want to play it yourself without the accompanying linked media. The next setting can also be used to move through the list without touching the screen:

☐ Go To Next/Previous Song based on PDF Page

Go to Next Song/Previous Song based on PDF Page - When you are on the last page of a PDF and click the Next page button the system will automatically go to the next song and start it. If the user is just playing from the Library the system will start the next song in the Library. If they are playing from a Playlist, then the system will go to the next song in the Playlist currently playing. The system works the same way when you are viewing the first page and click Previous. This is a nice feature if you are playing a gig and you've loaded your sets into playlists. This will work even if you have your Library filtered.

So if they turn off Play MP3/Video/Karaoke when starting and turn on the ability to move through the songs with Next/Previous buttons they could go through all of the songs using the Next/Previous. If you have pedals mapped to the hot keys they could go through the entire gig without ever having to touch the screen or turning a page. The application will move through all the music for them.