



Kodiak Non-Metallic Enclosures

IP67 - NEMA 4X - IK08 - DUST & WATER TIGHT

Contact: cbrown@kodiaktechnology.com or call 970-797-0721

	<p>IP68 Removable Cover Molded Hinged Enclosure</p> <ul style="list-style-type: none"> ➤ Molded hinges/latches ➤ Cover easy to remove for machining 		<p>Premium Hinged Cover Stainless Steel Draw Latches</p>
	<p>EN Series</p> <ul style="list-style-type: none"> ➤ Molded hinges/latches ➤ Includes upper frame mounting panel* ➤ Center latch padlock-able* *size dependent 		<p>Hinged Cover Molded Latches</p>
	<p>Hinged Cover Stainless Steel Draw Latches</p>		<p>Lift Off Screw Cover</p>
	<p>Small Hinged Cover Stainless Steel Latches</p>		<p>Small Lift Off Screw Cover</p>
	<p>Large Hinged Cover Locking</p>		<p>Terminal Block Box</p>
	<p>Enclosure Feature Details</p>		<p>Vents</p>
<p>Cable Glands</p> 	<p>Cord Grips</p> 	 <p>Material Specifications/Material Comparison</p>  <p>Protection Classes</p>	

IP68 Removable Cover Molded Hinged Enclosure

cbrown@kodiaktechnology.com or call: 970-797-0721



Size (Outside Dimensions)			Indoor Use		Outdoor Use	
Width mm/inch	Height mm/inch	Depth mm/inch	30% ABS + 70% PC		Polyester	
			<i>Solid Cover</i>	<i>Clear Cover</i>	<i>Solid Cover</i>	<i>Clear Cover</i>
225 / 9	275 / 11	120 / 5	DS-PG-012	DS-PT-012	DS-PCG-012	DS-PCT-012
275 / 11	225 / 9	120 / 5	DS-PG-012-W	DS-PT-012-W	DS-PCG-012-W	DS-PCT-012-W
200 / 8	300 / 12	150 / 6	DS-PG-015	DS-PT-015	DS-PCG-015	DS-PCT-015
300 / 12	200 / 8	150 / 6	DS-PG-015-W	DS-PT-015-W	DS-PCG-015-W	DS-PCT-015-W
200 / 8	300 / 12	180 / 7	DS-PG-01	DS-PT-01	DS-PCG-01	DS-PCT-01
300 / 12	200 / 8	180 / 7	DS-PG-01-W	DS-PT-01-W	DS-PCG-01-W	DS-PCT-01-W
300 / 12	400 / 16	180 / 7	DS-PG-02	DS-PT-02	DS-PCG-02	DS-PCT-02
400 / 16	300 / 12	180 / 7	DS-PG-02-W	DS-PT-02-W	DS-PCG-02-W	DS-PCT-02-W
400 / 16	500 / 20	200 / 8	DS-PG-03	DS-PT-03	DS-PCG-03	DS-PCT-03
500 / 20	400 / 16	200 / 8	DS-PG-03-W	DS-PT-03-W	DS-PCG-03-W	DS-PCT-03-W
400 / 16	600 / 24	230 / 9	DS-PG-04	DS-PT-04	DS-PCG-04	DS-PCT-04

Accessories


DS-B-50 40 60	DS-VH-40	DS-VH-50	DS-C-50	DS-CH-50

[Click Here to Return to Main Enclosure List](#)

Premium Hinged Cover - Stainless Steel Draw Latches

cbrown@kodiaktechnology.com or call: 970-797-0721

Size (Outside Dimensions)			Indoor Use		Outdoor Use	
Width mm/inch	Height mm/inch	Depth mm/inch	30% ABS + 70% PC		Polyester	
			Solid Cover DS-PG-	Clear Cover DS-PT-	Solid Cover DS-PCG-	Clear Cover DS-PCT-
225 / 9	275 / 11	120 / 5	012	012	012	012
275 / 11	225 / 9	120 / 5	012-W	012-W	012-W	012-W
200 / 8	300 / 12	150 / 6	015	015	015	015
300 / 12	200 / 8	150 / 6	015-W	015-W	015-W	015-W
200 / 8	300 / 12	180 / 7	01	01	01	01
300 / 12	200 / 8	180 / 7	01-W	01-W	01-W	01-W
300 / 12	400 / 16	180 / 7	02	02	02	02
400 / 16	300 / 12	180 / 7	02-W	02-W	02-W	02-W
400 / 16	500 / 20	200 / 8	03	03	03	03
500 / 20	400 / 16	200 / 8	03-W	03-W	03-W	03-W
400 / 16	600 / 24	230 / 9	04	04	04	04



Click [here](#) for Back Plate/Dead Front Details

Accessories


DS-B-50	DS-H-50	DS-M-65	Multipurpose Frame	DSK-20
DSK-40	DS-VH-40	DS-VH-50	DS-C-50	DS-CH-50
DSH-25	DSL-10			

[Click Here to Return to Main Enclosure List](#)

Premium Hinged Cover - Stainless Steel Draw Latches

Plates and Material Information

cbrown@kodiaktechnology.com or call: 970-797-0721




Back Plates (Lower Panel)		Dead Front (Upper Panel)
Part # DS -	Size (WxH) inch	Part # DSD -
012	7.87 x 9.88	012
012	7.87 x 9.88	012
015	6.69 x 10.51	01
015	6.69 x 10.51	01
01	6.69 x 10.51	01
01	6.69 x 10.51	01
02	10.43 x 14.25	02
02	10.43 x 14.25	02
03	14.25 x 18.23	03
03	14.25 x 18.23	03
04	14.25 x 22.05	04

UPPER PANEL MATERIAL OPTIONS	PART NUMBER DESIGNATOR
ALUMINUM	DSD-XXXX
ABS	DSD-XXXXABS
POLYCARBONATE	DSD-XXXXPC
LOWER PANEL MATERIAL OPTIONS	
STEEL	DS-XXXX
ALUMINUM	DS-XXXXA
ABS	DS-XXXXABS

[Click Here
to Return to
Main Enclosure List](#)

Hinged Cover - Stainless Steel Draw Latches

cbrown@kodiaktechnology.com or call: 970-797-0721



Click [here](#) for Back Plate/Dead Front Details
 Click [here](#) for Accessories Details

Size (Outside Dimensions)			Indoor Use		Outdoor Use	
Width mm/inch	Height mm/inch	Depth mm/inch	30% ABS + 70% PC		Polyester	
			Solid Cover	Clear Cover	Solid Cover	Clear Cover
190 / 7.5	190 / 7.5	130 / 5	DS-PGH-1919	DS-PTH-1919	DS-PCGH-1919	DS-PCTH-1919
190 / 7.5	280 / 11	130 / 5	DS-PGH-1928	DS-PTH-1928	DS-PCGH-1928	DS-PCTH-1928
190 / 7.5	280 / 11	180 / 7	DS-PGH-1928-1	DS-PTH-1928-1	DS-PCGH-1928-1	DS-PCTH-1928-1
190 / 7.5	380 / 15	130 / 5	DS-PGH-1938	DS-PTH-1938	DS-PCGH-1938	DS-PCTH-1938
190 / 7.5	380 / 15	180 / 7	DS-PGH-1938-1	DS-PTH-1938-1	DS-PCGH-1938-1	DS-PCTH-1938-1
280 / 11	280 / 11	130 / 5	DS-PGH-2828	DS-PTH-2828	DS-PCGH-2828	DS-PCTH-2828
280 / 11	340 / 13	130 / 5	DS-PGH-2834	DS-PTH-2834	DS-PCGH-2834	DS-PCTH-2834
280 / 11	380 / 15	130 / 5	DS-PGH-2838	DS-PTH-2838	DS-PCGH-2838	DS-PCTH-2838
280 / 11	380 / 15	180 / 7	DS-PGH-2838-1	DS-PTH-2838-1	DS-PCGH-2838-1	DS-PCTH-2838-1
280 / 11	560 / 22	130 / 5	DS-PGH-2856	DS-PTH-2856	DS-PCGH-2856	DS-PCTH-2856
380 / 15	560 / 22	180 / 7	DS-PGH-3856	DS-PTH-3856	DS-PCGH-3856	DS-PCTH-3856


[CLICK HERE TO RETURN TO MAIN ENCLOSURE LIST](#)

Hinged Cover Stainless Steel Draw Latches

cbrown@kodiaktechnology.com or call: 970-797-0721

PLATE AND PANEL SPECS

Back Plate/Lower Panel		Dead Front/ Upper Panel
Part #	Size (WxH) inch	Part #
DS-1919	6.34 x 6.34	DSD-1919
DS-2819	6.34 x 9.90	DSD-2819
DS-2819	6.34 x 9.90	DSD-2819
DS-3819	6.34 x 13.88	DSD-3819
DS-3819	6.34 x 13.88	DSD-3819
DS-2828	9.88 x 9.88	DSD-2828
DS-3428	9.88 x 12.28	DSD-3428
DS-3828	9.88 x 13.82	DSD-3828
DS-3828	9.88 x 13.82	DSD-3828
DS-5628	10.02 x 20.94	DSD-5628
DS-5628	13.60 x 20.94	DSD-5638
UPPER PANEL MATERIAL OPTIONS	PART NUMBER DESIGNATOR	
ALUMINUM	DSD-XXXX	
ABS	DSD-XXXXABS	
POLYCARBONATE	DSD-XXXXPC	
LOWER PANEL MATERIAL OPTIONS		
STEEL	DS-XXXX	
ALUMINUM	DS-XXXXA	
ABS	DS-XXXXABS	



Accessories for Hinged Cover Stainless Steel Draw Latches

				
Extension Frame	DSF-3828	DS-M-65	DS-H-50	DS-B-50
				
DSK-20	DSK-40	DS-VH-40	DS-VH-50	DS-C-50
				
DS-CH-50	DSH-25			

[Click Here to Return to Main Enclosure List](#)

EN SERIES

cbrown@kodiaktechnology.com or call: 970-797-0721

Size (Outside Dimensions)			Indoor Use		Outdoor Use	
Width mm/inch	Height mm/inch	Depth mm/inch	30% ABS + 70% PC		Polyester	
			Solid Cover	Clear Cover	Solid Cover	Clear Cover
100 / 4	130 / 5	70 / 2.75	EN-PG-1013	EN-PT-1013	EN-PCG-1013	EN-PCT-1013
100 / 4	150 / 6	70 / 2.75	EN-PG-1015	EN-PT-1015	EN-PCG-1015	EN-PCT-1015
150 / 6	200 / 8	70 / 2.75	EN-PG-1020	EN-PT-1020	EN-PCG-1020	EN-PCT-1020
150 / 6	270 / 11	70 / 2.75	EN-PG-1027	EN-PT-1027	EN-PCG-1027	EN-PCT-1027
150 / 6	150 / 6	90 / 3.50	EN-PG-1515	EN-PT-1515	EN-PCG-1515	EN-PCT-1515
170 / 7	220 / 9	110 / 4	EN-PG-1722	EN-PT-1722	EN-PCG-1722	EN-PCT-1722
170 / 7	270 / 11	110 / 4	EN-PG-1727	EN-PT-1727	EN-PCG-1727	EN-PCT-1727
290 / 11	190 / 7.5	100 / 4	EN-PG-2919-S	EN-PT-2919-S	EN-PCG-2919-S	EN-PCT-2919-S
290 / 11	190 / 7.5	140 / 5.50	EN-PG-2919	EN-PT-2919	EN-PCG-2919	EN-PCT-2919
190 / 7	290 / 11	100 / 4	EN-PG-1929-S	EN-PT-1929-S	EN-PCG-1929-S	EN-PCT-1929-S
190 / 7	290 / 11	140 / 5.50	EN-PG-1929	EN-PT-1929	EN-PCG-1929	EN-PCT-1929
250 / 10	300 / 12	180 / 7	EN-PG-2530	EN-PT-2530	EN-PCG-2530	EN-PCT-2530
250 / 10	350 / 14	150 / 6	EN-PG-2535	EN-PT-2535	EN-PCG-2535	EN-PCT-2535
300 / 12	300 / 12	130 / 5	EN-PG-3030-S	EN-PT-3030-S	EN-PCG-3030-S	EN-PCT-3030-S
300 / 12	300 / 12	180 / 7	EN-PG-3030	EN-PT-3030	EN-PCG-3030	EN-PCT-3030
290 / 11	390 / 15	100 / 4	EN-PG-2939-S	EN-PT-2939-S	EN-PCG-2939-S	EN-PCT-2939-S
290 / 11	390 / 15	140 / 5.50	EN-PG-2939-M	EN-PT-2939-M	EN-PCG-2939-M	EN-PCT-2939-M
290 / 11	390 / 15	160 / 6.3	EN-PG-2939	EN-PT-2939	EN-PCG-2939	EN-PCT-2939
350 / 14	465 / 18	160 / 6	EN-PG-3546-S	EN-PT-3546-S	EN-PCG-3546-S	EN-PCT-3546-S
350 / 14	465 / 18	200 / 8	EN-PG-3546	EN-PT-3546	EN-PCG-3546	EN-PCT-3546
430 / 17	530 / 21	160 / 6	EN-PG-4353-S	EN-PT-4353-S	EN-PCG-4353-S	EN-PCT-4353-S
430 / 17	530 / 21	200 / 8	EN-PG-4353	EN-PT-4353	EN-PCG-4353	EN-PCT-4353
500 / 20	600 / 24	180 / 7	EN-PG-5060-S	EN-PT-5060-S	EN-PCG-5060-S	EN-PCT-5060-S
500 / 20	600 / 24	250 / 10	EN-PG-5060	EN-PT-5060	EN-PCG-5060	EN-PCT-5060
500 / 20	700 / 28	180 / 7	EN-PG-5070-S	EN-PT-5070-S	EN-PCG-5070-S	EN-PCT-5070-S
500 / 20	700 / 28	250 / 10	EN-PG-5070	EN-PT-5070	EN-PCG-5070	EN-PCT-5070



Click [here](#) for Back Plate/Dead Front Details

Click [here](#) for Accessories Details

[Click Here to Return to Main Enclosure List](#)


EN SERIES - Plates, Material and Accessories

cbrown@kodiaktechnology.com or call: 970-797-0721

Back Plate/ Lower Panel		Dead Front/ Upper Panel
Part #	Size (WxH) inch	Part #
DS-1013	2.68 x 3.80	DSD-1013
DS-1015	2.68 x 4.57	DSD-1015
DS-1020	2.68 x 6.52	DSD-1020
DS-1027	2.68 x 9.25	DSD-1027
DS-1515	4.88 x 4.88	DSD-1515
DS-1722	5.35 x 7.32	DSD-1722
DS-1727	5.35 x 9.28	DSD-1727
DS-2919	9.90 x 6.34	DSD-2919
DS-2919	9.90 x 6.34	DSD-2919
DS-1929	6.34 x 9.90	DSD-1929
DS-1929	6.34 x 9.90	DSD-1929
DS-2530	9.65 x 11.61	DSD-2530
DS-2535	8.70 x 12.63	DSD-2535
DS-3030	11.46 x 11.46	DSD-3030
DS-3030	11.46 x 11.46	DSD-3030
DS-2939	10.43 x 14.25	DSD-2939
DS-2939	10.43 x 14.25	DSD-2939
DS-2939	10.43 x 14.25	DSD-2939
DS-3546	13.11 x 17.60	DSD-3546
DS-3546	13.11 x 17.60	DSD-3546
DS-4353	14.25 x 18.22	DSD-4353
DS-4353	14.25 x 18.22	DSD-4353
DS-5060	18.31 x 22.64	DSD-5060
DS-5060	18.31 x 22.64	DSD-5060
DS-5070	18.90 x 26.77	DSD-5070
DS-5070	18.90 x 26.77	DSD-5070

UPPER PANEL MATERIAL OPTIONS	PART NUMBER DESIGNATOR
ALUMINUM	DSD-XXXX
ABS	DSD-XXXXABS
POLYCARBONATE	DSD-XXXXPC
LOWER PANEL MATERIAL OPTIONS	
STEEL	DS-XXXX
ALUMINUM	DS-XXXXA
ABS	DS-XXXXABS

Accessories Details



EN Series Accessories				
DS-B-60,50,40	DSK-20	DSK-40	DS-VH-40	DS-VH-50
DS-C-50	DS-CH-50	DSH-25	Multipurpose Frame	

[Click Here to Return to Main Enclosure List](#)

Hinged Cover - Molded Latches

cbrown@kodiaktechnology.com or call: 970-797-0721



Click [here](#) for Back Plate/Dead Front Details

Click [here](#) for Accessories Details


Size (Outside Dimensions)			Indoor Use		Outdoor Use	
Width mm/inch	Height mm/inch	Depth mm/inch	30% ABS + 70% PC		Polyester	
			Solid Cover	Clear Cover	Solid Cover	Clear Cover
100 / 4	130 / 5	70 / 2.75	NE-PG-1013	NE-PT-1013	NE-PCG-1013	NE-PCT-1013
100 / 4	150 / 6	70 / 2.75	NE-PG-1015	NE-PT-1015	NE-PCG-1015	NE-PCT-1015
150 / 6	200 / 8	70 / 2.75	NE-PG-1020	NE-PT-1020	NE-PCG-1020	NE-PCT-1020
150 / 6	270 / 11	70 / 2.75	NE-PG-1027	NE-PT-1027	NE-PCG-1027	NE-PCT-1027
150 / 6	150 / 6	90 / 3.50	NE-PG-1515	NE-PT-1515	NE-PCG-1515	NE-PCT-1515
170 / 7	220 / 9	110 / 4	NE-PG-1722	NE-PT-1722	NE-PCG-1722	NE-PCT-1722
170 / 7	270 / 11	110 / 4	NE-PG-1727	NE-PT-1727	NE-PCG-1727	NE-PCT-1727
290 / 11	190 / 7	100 / 4	NE-PG-2919-S	NE-PT-2919-S	NE-PCG-2919-S	NE-PCT-2919-S
290 / 11	190 / 7	140 / 6	NE-PG-2919	NE-PT-2919	NE-PCG-2919	NE-PCT-2919
190 / 7	290 / 11	100 / 4	NE-PG-1929-S	NE-PT-1929-S	NE-PCG-1929-S	NE-PCT-1929-S
190 / 7	290 / 11	140 / 6	NE-PG-1929	NE-PT-1929	NE-PCG-1929	NE-PCT-1929
250 / 10	300 / 12	180 / 7	NE-PG-2530	NE-PT-2530	NE-PCG-2530	NE-PCT-2530
250 / 10	350 / 14	150 / 6	NE-PG-2535	NE-PT-2535	NE-PCG-2535	NE-PCT-2535
300 / 12	300 / 12	130 / 5	NE-PG-3030-S	NE-PT-3030-S	NE-PCG-3030-S	NE-PCT-3030-S
300 / 12	300 / 12	180 / 7	NE-PG-3030	NE-PT-3030	NE-PCG-3030	NE-PCT-3030
290 / 11	390 / 15	100 / 4	NE-PG-2939-S	NE-PT-2939-S	NE-PCG-2939-S	NE-PCT-2939-S
290 / 11	390 / 15	140 / 5.50	NE-PG-2939-M	NE-PT-2939-M	NE-PCG-2939-M	NE-PCT-2939-M
290 / 11	390 / 15	160 / 6.3	NE-PG-2939	NE-PT-2939	NE-PCG-2939	NE-PCT-2939
350 / 14	465 / 18	160 / 6	NE-PG-3546-S	NE-PT-3546-S	NE-PCG-3546-S	NE-PCT-3546-S
350 / 14	465 / 18	200 / 8	NE-PG-3546	NE-PT-3546	NE-PCG-3546	NE-PCT-3546
430 / 17	530 / 21	160 / 6	NE-PG-4353-S	NE-PT-4353-S	NE-PCG-4353-S	NE-PCT-4353-S
430 / 17	530 / 21	200 / 8	NE-PG-4353	NE-PT-4353	NE-PCG-4353	NE-PCT-4353
500 / 20	600 / 24	180 / 7	NE-PG-5060-S	NE-PT-5060-S	NE-PCG-5060-S	NE-PCT-5060-S
500 / 20	600 / 24	250 / 10	NE-PG-5060	NE-PT-5060	NE-PCG-5060	NE-PCT-5060
500 / 20	700 / 28	180 / 7	NE-PG-5070-S	NE-PT-5070-S	NE-PCG-5070-S	NE-PCT-5070-S
500 / 20	700 / 28	250 / 10	NE-PG-5070	NE-PT-5070	NE-PCG-5070	NE-PCT-5070

[Click Here to Return to Main Enclosure List](#)

Hinged Cover with Molded Latches - Plates, Materials, Accessories

cbrown@kodiaktechnology.com or call: 970-797-0721

Back Plate/ Lower Panel		Dead Front/ Upper Panel
Part #	Size (WxH) inch	Part #
DS-1013	2.68 x 3.80	DSD-1013
DS-1015	2.68 x 4.57	DSD-1015
DS-1020	2.68 x 6.52	DSD-1020
DS-1027	2.68 x 9.25	DSD-1027
DS-1515	4.88 x 4.88	DSD-1515
DS-1722	5.35 x 7.32	DSD-1722
DS-1727	5.35 x 9.28	DSD-1727
DS-2919	9.90 x 6.34	DSD-2919
DS-2919	9.90 x 6.34	DSD-2919
DS-1929	6.34 x 9.90	DSD-1929
DS-1929	6.34 x 9.90	DSD-1929
DS-2530	9.65 x 11.61	DSD-2530
DS-2535	8.70 x 12.63	DSD-2535
DS-3030	11.46 x 11.46	DSD-3030
DS-3030	11.46 x 11.46	DSD-3030
DS-2939	10.43 x 14.25	DSD-2939
DS-2939	10.43 x 14.25	DSD-2939
DS-2939	10.43 x 14.25	DSD-2939
DS-3546	13.11 x 17.60	DSD-3546
DS-3546	13.11 x 17.60	DSD-3546
DS-4353	14.25 x 18.22	DSD-4353
DS-4353	14.25 x 18.22	DSD-4353
DS-5060	18.31 x 22.64	DSD-5060
DS-5060	18.31 x 22.64	DSD-5060
DS-5070	18.90 x 26.77	DSD-5070
DS-5070	18.90 x 26.77	DSD-5070



UPPER PANEL MATERIAL OPTIONS	PART NUMBER DESIGNATOR
ALUMINUM	DSD-XXXX
ABS	DSD-XXXXABS
POLYCARBONATE	DSD-XXXXPC
LOWER PANEL MATERIAL OPTIONS	
STEEL	DS-XXXX
ALUMINUM	DS-XXXXA
ABS	DS-XXXXABS

Hinged Cover Molded Latches Accessories				
DS-B-60,50,40	DSK-20	DSK-40	DS-VH-40	DS-VH-50
				Click Here to Return to Main Enclosure List
DS-C-50	DS-CH-50	DSH-25	Multipurpose Frame	

Large Hinged Cover - Locking

cbrown@kodiaktechnology.com or call: 970-797-0721



Size (Outside Dimensions)			Indoor	Outdoor
Width mm/inch	Height mm/inch	Depth mm/inch	30% ABS	Polyester
			70% PC	
			Solid Cover	Solid Cover
600 / 24	800 / 32	280 / 11	DS-PG-07	DS-PCG-07

Back Plate/ Lower Panel		Dead Plate/Upper Panel
Part #	Size (WxH) inch	Part #
DS-07	20.47 x 28.35	DSD-07

UPPER PANEL MATERIAL OPTIONS	PART NUMBER DESIGNATOR
ALUMINUM	DSD-XXXX
ABS	DSD-XXXXABS
POLYCARBONATE	DSD-XXXXPC
LOWER PANEL MATERIAL OPTIONS	
STEEL	DS-XXXX
ALUMINUM	DS-XXXXA
ABS	DS-XXXXABS

Accessories for Large Hinged Cover Enclosure



DS-B-60



DS-VH-40



DS-VH-50



DS-C-70



DS-CH-70

[Click Here to Return to Main Enclosure List](#)

Small Hinged Cover - Stainless Steel Latches

cbrown@kodiaktechnology.com or call: 970-797-0721



Click [here](#)
for Back Plate/
Dead Front Details

Click [here](#) for Accessories Details

Size (Outside Dimensions)			Indoor Use		Outdoor Use		KOs
Width mm/inch	Height mm/inch	Depth mm/inch	30% ABS + 70% PC		Polyester		
			Solid Cover	Clear Cover	Solid Cover	Clear Cover	
75 / 2.9	125 / 4.9	75 / 2.9	DS-PGH-0712	DS-PTH-0712	DS-PCGH-0712	DS-PCTH-0712	■
75 / 2.9	125 / 4.9	100 / 3.9	DS-PGH-0712-1	DS-PTH-0712-1	DS-PCGH-0712-1	DS-PCTH-0712-1	■
75 / 2.9	125 / 4.9	125 / 4.9	DS-PGH-0712-2	DS-PTH-0712-2	DS-PCGH-0712-2	DS-PCTH-0712-2	■
80 / 3	110 / 4	70 / 2.8	DS-PGH-0811	DS-PTH-0811	DS-PCGH-0811	DS-PCTH-0811	
80 / 3	110 / 4	85 / 3.3	DS-PGH-0811-1	DS-PTH-0811-1	DS-PCGH-0811-1	DS-PCTH-0811-1	
80 / 3	130 / 5	70 / 2.8	DS-PGH-0813	DS-PTH-0813	DS-PCGH-0813	DS-PCTH-0813	
80 / 3	130 / 5	85 / 3.3	DS-PGH-0813-1	DS-PTH-0813-1	DS-PCGH-0813-1	DS-PCTH-0813-1	
80 / 3	180 / 7	70 / 2.8	DS-PGH-0818	DS-PTH-0818	DS-PCGH-0818	DS-PCTH-0818	
80 / 3	180 / 7	85 / 3.3	DS-PGH-0818-1	DS-PTH-0818-1	DS-PCGH-0818-1	DS-PCTH-0818-1	
80 / 3	250 / 10	70 / 2.8	DS-PGH-0825	DS-PTH-0825	DS-PCGH-0825	DS-PCTH-0825	
80 / 3	250 / 10	85 / 3.3	DS-PGH-0825-1	DS-PTH-0825-1	DS-PCGH-0825-1	DS-PCTH-0825-1	
125 / 5	125 / 5	75 / 2.9	DS-PGH-1212-S	DS-PTH-1212-S	DS-PCGH-1212-S	DS-PCTH-1212-S	
125 / 5	125 / 5	100 / 4	DS-PGH-1212	DS-PTH-1212	DS-PCGH-1212	DS-PCTH-1212	
125 / 5	175 / 7	75 / 2.9	DS-PGH-1217	DS-PTH-1217	DS-PCGH-1217	DS-PCTH-1217	■
125 / 5	175 / 7	100 / 4	DS-PGH-1217-1	DS-PTH-1217-1	DS-PCGH-1217-1	DS-PCTH-1217-1	■
140 / 6	170 / 7	95 / 4	DS-PGH-1417	DS-PTH-1417	DS-PCGH-1417	DS-PCTH-1417	
140 / 6	230 / 9	95 / 4	DS-PGH-1423	DS-PTH-1423	DS-PCGH-1423	DS-PCTH-1423	
150 / 6	200 / 8	100 / 4	DS-PGH-1520	DS-PTH-1520	DS-PCGH-1520	DS-PCTH-1520	
150 / 6	200 / 8	130 / 5	DS-PGH-1520-1	DS-PTH-1520-1	DS-PCGH-1520-1	DS-PCTH-1520-1	
150 / 6	250 / 10	100 / 4	DS-PGH-1525	DS-PTH-1525	DS-PCGH-1525	DS-PCTH-1525	
150 / 6	250 / 10	130 / 5	DS-PGH-1525-1	DS-PTH-1525-1	DS-PCGH-1525-1	DS-PCTH-1525-1	
175 / 7	175 / 7	75 / 2.9	DS-PGH-1717	DS-PTH-1717	DS-PCGH-1717	DS-PCTH-1717	■
175 / 7	175 / 7	100 / 4	DS-PGH-1717-1	DS-PTH-1717-1	DS-PCGH-1717-1	DS-PCTH-1717-1	■
175 / 7	175 / 7	125 / 5	DS-PGH-1717-2	DS-PTH-1717-2	DS-PCGH-1717-2	DS-PCTH-1717-2	■
175 / 7	250 / 10	75 / 2.9	DS-PGH-1725	DS-PTH-1725	DS-PCGH-1725	DS-PCTH-1725	■
175 / 7	250 / 10	100 / 4	DS-PGH-1725-1	DS-PTH-1725-1	DS-PCGH-1725-1	DS-PCTH-1725-1	■
200 / 8	200 / 8	95 / 4	DS-PGH-2020-S	DS-PTH-2020-S	DS-PCGH-2020-S	DS-PCTH-2020-S	
200 / 8	200 / 8	130 / 5	DS-PGH-2020	DS-PTH-2020	DS-PCGH-2020	DS-PCTH-2020	

■ Knock Outs ● Type 304 Stainless Steel Cover Screws


[Click Here to Return to Main Enclosure List](#)

Small Hinged Cover with Stainless Steel Latches Plates, Material, Accessories






cbrown@kodiaktechnology.com or call: 970-797-0721

Back Plate/ Lower Panel		Dead Front/ Upper Panel
Part #	Size (WxH) Inch	Part #
DS-0811	2.68 x 3.80	DSD-0811
DS-0811	2.68 x 3.80	DSD-0811
DS-0813	2.68 x 4.57	DSD-0813
DS-0813	2.68 x 4.57	DSD-0813
DS-0818	2.68 x 6.52	DSD-0818
DS-0818	2.68 x 6.52	DSD-0818
DS-0825	2.68 x 9.25	DSD-0825
DS-0825	2.68 x 9.25	DSD-0825
DS-1212	3.90 x 3.90	DSD-1212
DS-1212	3.90 x 3.90	DSD-1212
DS-1217	3.90 x 6.18	DSD-1217
DS-1217	3.90 x 6.18	DSD-1217
DS-1417	4.88 x 6.14	DSD-1417
DS-1423	4.80 x 8.35	DSD-1423
DS-1520	5.35 x 7.32	DSD-1520
DS-1520	5.35 x 7.32	DSD-1520
DS-1525	5.35 x 9.27	DSD-1525
DS-1525	5.35 x 9.27	DSD-1525
DS-1717	6.34 x 6.34	DSD-1717
DS-1717	6.34 x 6.34	DSD-1717
DS-1717	6.34 x 6.34	DSD-1717
DS-1725	6.50 x 9.25	DSD-1725
DS-1725	6.50 x 9.25	DSD-1725
DS-2020	7.36 x 7.36	DSD-2020
DS-2020	7.36 x 7.36	DSD-2020

UPPER PANEL MATERIAL OPTIONS	PART NUMBER DESIGNATOR
ALUMINUM	DSD-XXXX
ABS	DSD-XXXXABS
POLYCARBONATE	DSD-XXXXPC
LOWER PANEL MATERIAL OPTIONS	
STEEL	DS-XXXX
ALUMINUM	DS-XXXXA
ABS	DS-XXXXABS



Accessories for Small Hinged Cover with Stainless Steel Latches

				
DS-B-40 Stainless mounting bracket	DS-PB-30/40 Molded mounting bracket	DSC-10 Upper panel mounting bracket	DSK-20/40 Lock set	DS-VH-40/50 Vent

[CLICK HERE TO RETURN TO MAIN ENCLOSURE LIST](#)

Small Lift Off Screw Cover

cbrown@kodiaktechnology.com or call: 970-797-0721



Size (Outside Dimensions)			Indoor Use		Outdoor Use		Notes
Width mm/inch	Height mm/inch	Depth mm/inch	30% ABS + 70% PC		Polyester		
			Solid Cover	Clear Cover	Solid Cover	Clear Cover	
50 / 1.97	65 / 2.56	55 / 2.17	DS-PG-0506	DS-PT-0506	DS-PCG-0506	DS-PCT-0506	●
50 / 1.97	70 / 2.76	41 / 1.61	DS-PG-0507	DS-PT-0507	DS-PCG-0507	DS-PCT-0507	●
80 / 3.15	82 / 3.23	60 / 2.36	DS-PG-0808	DS-PT-0808	DS-PCG-0808	DS-PCT-0808	●
75 / 2.92	125 / 4.92	75 / 2.92	DS-PG-0712	DS-PT-0712	DS-PCG-0712	DS-PCT-0712	■
75 / 2.92	125 / 4.92	100 / 3.94	DS-PG-0712-1	DS-PT-0712-1	DS-PCG-0712-1	DS-PCT-0712-1	■
75 / 2.92	125 / 4.92	125 / 4.92	DS-PG-0712-2	DS-PT-0712-2	DS-PCG-0712-2	DS-PCT-0712-2	■
80 / 3.15	110 / 4.33	45 / 1.77	DS-PG-0811-S	DS-PT-0811-S	DS-PCG-0811-S	DS-PCT-0811-S	
80 / 3.15	110 / 4.33	70 / 2.76	DS-PG-0811	DS-PT-0811	DS-PCG-0811	DS-PCT-0811	
80 / 3.15	110 / 4.33	85 / 3.35	DS-PG-0811-1	DS-PT-0811-1	DS-PCG-0811-1	DS-PCT-0811-1	
80 / 3.15	130 / 5.12	70 / 2.76	DS-PG-0813	DS-PT-0813	DS-PCG-0813	DS-PCT-0813	
80 / 3.15	130 / 5.12	85 / 3.35	DS-PG-0813-1	DS-PT-0813-1	DS-PCG-0813-1	DS-PCT-0813-1	
80 / 3.15	160 / 6.30	55 / 2.17	DS-PG-0816-S	DS-PT-0816-S	DS-PCG-0816-S	DS-PCT-0816-S	●
80 / 3.15	160 / 6.30	90 / 3.54	DS-PG-0816	DS-PT-0816	DS-PCG-0816	DS-PCT-0816	●
80 / 3.15	180 / 7.09	70 / 2.76	DS-PG-0818	DS-PT-0818	DS-PCG-0818	DS-PCT-0818	
80 / 3.15	180 / 7.09	85 / 3.35	DS-PG-0818-1	DS-PT-0818-1	DS-PCG-0818-1	DS-PCT-0818-1	
80 / 3.15	250 / 10	70 / 2.76	DS-PG-0825	DS-PT-0825	DS-PCG-0825	DS-PCT-0825	
80 / 3.15	250 / 10	85 / 3.35	DS-PG-0825-1	DS-PT-0825-1	DS-PCG-0825-1	DS-PCT-0825-1	

■ Knock Outs ● Type 304 Stainless Steel Cover Screws

TABLE CONTINUED BELOW:

[Click Here to Return to Main Enclosure List](#)

Small Lift Off Screw Cover

(sizes continued)

cbrown@kodiaktechnology.com or call: 970-797-0721



TABLE CONTINUED:

Size (Outside Dimensions)			Indoor Use		Outdoor Use		Notes
Width mm/inch	Height mm/inch	Depth mm/inch	30% ABS + 70% PC		Polyester		
			Solid Cover	Clear Cover	Solid Cover	Clear Cover	
125 / 4.92	125 / 4.92	75 / 2.92	DS-PG-1212-S	DS-PT-1212-S	DS-PCG-1212-S	DS-PCT-1212-S	
125 / 4.92	125 / 4.92	100 / 3.94	DS-PG-1212	DS-PT-1212	DS-PCG-1212	DS-PCT-1212	
125 / 4.92	175 / 7	75 / 2.92	DS-PG-1217	DS-PT-1217	DS-PCG-1217	DS-PCT-1217	■
125 / 4.92	175 / 7	100 / 3.94	DS-PG-1217-1	DS-PT-1217-1	DS-PCG-1217-1	DS-PCT-1217-1	■
140 / 5.51	170 / 7	95 / 3.74	DS-PG-1417	DS-PT-1417	DS-PCG-1417	DS-PCT-1417	
140 / 5.51	230 / 9.06	95 / 3.74	DS-PG-1423	DS-PT-1423	DS-PCG-1423	DS-PCT-1423	
150 / 5.91	200 / 8	100 / 3.94	DS-PG-1520	DS-PT-1520	DS-PCG-1520	DS-PCT-1520	
150 / 5.91	200 / 8	130 / 5.12	DS-PG-1520-1	DS-PT-1520-1	DS-PCG-1520-1	DS-PCT-1520-1	
150 / 5.91	250 / 10	100 / 3.94	DS-PG-1525	DS-PT-1525	DS-PCG-1525	DS-PCT-1525	
150 / 5.91	250 / 10	130 / 5.12	DS-PG-1525-1	DS-PT-1525-1	DS-PCG-1525-1	DS-PCT-1525-1	
175 / 7	175 / 7	75 / 2.92	DS-PG-1717	DS-PT-1717	DS-PCG-1717	DS-PCT-1717	■
175 / 7	175 / 7	100 / 3.94	DS-PG-1717-1	DS-PT-1717-1	DS-PCG-1717-1	DS-PCT-1717-1	■
175 / 7	175 / 7	125 / 4.92	DS-PG-1717-2	DS-PT-1717-2	DS-PCG-1717-2	DS-PCT-1717-2	■
175 / 7	250 / 10	75 / 2.92	DS-PG-1725	DS-PT-1725	DS-PCG-1725	DS-PCT-1725	■
175 / 7	250 / 10	100 / 3.94	DS-PG-1725-1	DS-PT-1725-1	DS-PCG-1725-1	DS-PCT-1725-1	■
200 / 8	200 / 8	95 / 3.74	DS-PG-2020-S	DS-PT-2020-S	DS-PCG-2020-S	DS-PCT-2020-S	
200 / 8	200 / 8	130 / 5.12	DS-PG-2020	DS-PT-2020	DS-PCG-2020	DS-PCT-2020	

- Knock Outs
- Type 304 Stainless Steel Cover Screws



Click [here](#) for Back Plate/Dead Front Details
Click [here](#) for Accessories Details

[Click Here to Return to Main Enclosure List](#)

Small Lift Off Screw Cover - Panels, Materials, Accessories

cbrown@kodiaktechnology.com or call: 970-797-0721

Lower Panel		Upper Panel
Part #	Size (WxH) inch	Part #
DS-0506	1.57 x 2.17	
DS-0507	1.57 x 2.36	
DS-0808	2.68 x 2.76	
DS-0712	2.36 x 4.17	
DS-0712	2.36 x 4.17	
DS-0712	2.36 x 4.17	
DS-0811-S	2.48 x 3.66	
DS-0811	2.68 x 3.80	
DS-0811	2.68 x 3.80	
DS-0813	2.68 x 4.57	DSD-0813
DS-0813	2.68 x 4.57	DSD-0813
DS-0816	2.56 x 5.91	DSD-0816
DS-0816	2.56 x 5.91	DSD-0816
DS-0818	2.68 x 6.52	DSD-0818
DS-0818	2.68 x 6.52	DSD-0818
DS-0825	2.68 x 9.25	DSD-0825
DS-0825	2.68 x 9.25	DSD-0825
DS-1212	3.90 x 3.90	DSD-1212
DS-1212	3.90 x 3.90	DSD-1212
DS-1217	3.90 x 6.18	DSD-1217
DS-1217	3.90 x 6.18	DSD-1217
DS-1417	4.88 x 6.14	DSD-1417
DS-1423	4.80 x 8.35	DSD-1423
DS-1520	5.35 x 7.32	DSD-1520
DS-1520	5.35 x 7.32	DSD-1520
DS-1525	5.35 x 9.27	DSD-1525
DS-1525	5.35 x 9.27	DSD-1525
DS-1717	6.34 x 6.34	DSD-1717
DS-1717	6.34 x 6.34	DSD-1717
DS-1717	6.34 x 6.34	DSD-1717
DS-1725	6.50 x 9.25	DSD-1725
DS-1725	6.50 x 9.25	DSD-1725
DS-2020	7.36 x 7.36	DSD-2020
DS-2020	7.36 x 7.36	DSD-2020



UPPER PANEL MATERIAL OPTIONS	PART NUMBER DESIGNATOR
ALUMINUM	DSD-XXXX
ABS	DSD-XXXXABS
POLYCARBONATE	DSD-XXXXPC
LOWER PANEL MATERIAL OPTIONS	
STEEL	DS-XXXX
ALUMINUM	DS-XXXXA
ABS	DS-XXXXABS



[CLICK HERE TO RETURN TO MAIN ENCLOSURE LIST](#)

Lift Off Screw Cover

cbrown@kodiaktechnology.com or call: 970-797-0721



Size (Outside Dimensions)			Indoor Use		Outdoor Use	
Width mm/inch	Height mm/inch	Depth mm/inch	30% ABS + 70% PC		Polyester	
			Solid Cover	Clear Cover	Solid Cover	Clear Cover
190 / 7.48	190 / 7.48	130 / 5.12	DS-PG-1919	DS-PT-1919	DS-PCG-1919	DS-PCT-1919
280 / 11.02	190 / 7.48	130 / 5.12	DS-PG-2819	DS-PT-2819	DS-PCG-2819	DS-PCT-2819
280 / 11.02	190 / 7.48	180 / 7.09	DS-PG-2819-1	DS-PT-2819-1	DS-PCG-2819-1	DS-PCT-2819-1
380 / 15	190 / 7.48	130 / 5.12	DS-PG-3819	DS-PT-3819	DS-PCG-3819	DS-PCT-3819
380 / 15	190 / 7.48	180 / 7.09	DS-PG-3819-1	DS-PT-3819-1	DS-PCG-3819-1	DS-PCT-3819-1
280 / 11.02	280 / 11.02	130 / 5.12	DS-PG-2828	DS-PT-2828	DS-PCG-2828	DS-PCT-2828
340 / 13.39	280 / 11.02	130 / 5.12	DS-PG-3428	DS-PT-3428	DS-PCG-3428	DS-PCT-3428
380 / 15	280 / 11.02	130 / 5.12	DS-PG-3828	DS-PT-3828	DS-PCG-3828	DS-PCT-3828
380 / 15	280 / 11.02	180 / 7.09	DS-PG-3828-1	DS-PT-3828-1	DS-PCG-3828-1	DS-PCT-3828-1
560 / 22.05	280 / 11.02	130 / 5.12	DS-PG-5628	DS-PT-5628	DS-PCG-5628	DS-PCT-5628
560 / 22.05	380 / 15	180 / 7.09	DS-PG-5638	DS-PT-5638	DS-PCG-5638	DS-PCT-5638


Click [here](#) for Back Plate/Dead Front Details

Click [here](#) for Accessories Details

[Click Here to Return to Main Enclosure List](#)

Lift Off Screw Cover Accessories, Panel Options

cbrown@kodiaktechnology.com or call: 970-797-0721



Lower Panel		Upper Panel
Part #	Size (WxH) inch	Part #
DS-1919	6.34 x 6.34	DSD-1919
DS-2819	6.34 x 9.9	DSD-2819
DS-2819	6.34 x 9.9	DSD-2819
DS-3819	13.88 x 6.34	DSD-3819
DS-3819	13.88 x 6.34	DSD-3819
DS-2828	9.88 x 9.88	DSD-2828
DS-3428	12.28 x 9.88	DSD-3428
DS-3828	13.82 x 9.88	DSD-3828
DS-3828	13.82 x 9.88	DSD-3828
DS-5628	20.94 x 10.02	DSD-5628
DS-5638	20.94 x 13.6	DSD-5638

UPPER PANEL MATERIAL OPTIONS	PART NUMBER DESIGNATOR
ALUMINUM	DSD-XXXX
ABS	DSD-XXXXABS
POLYCARBONATE	DSD-XXXXPC
LOWER PANEL MATERIAL OPTIONS	
STEEL	DS-XXXX
ALUMINUM	DS-XXXXA
ABS	DS-XXXXABS

Accessories for Lift Off Screw Cover



DS-B-60,50,40

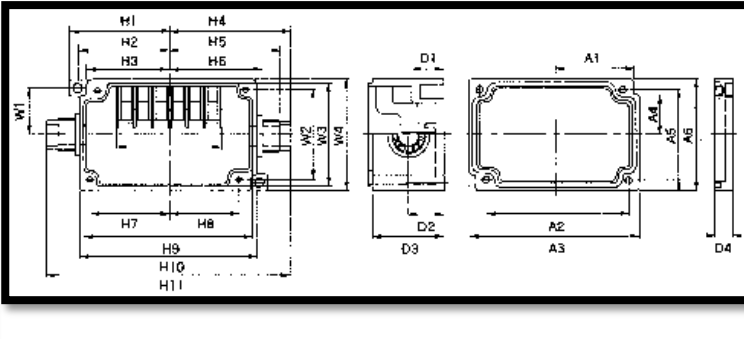
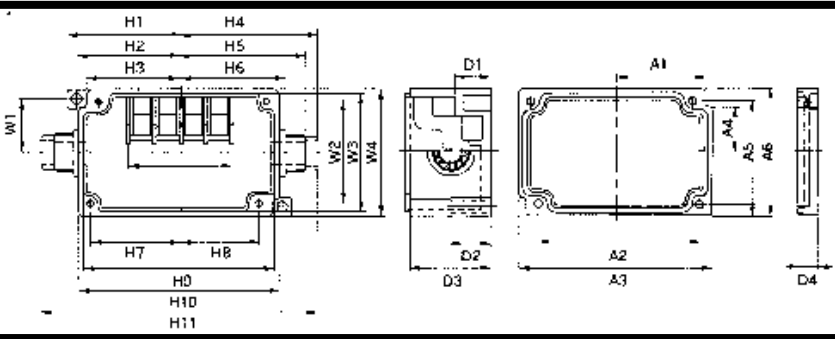




DS-C-50

[Click Here to Return to Main Enclosure List](#)

Terminal Block Box – *LABOR SAVER – ACCESSORIES MOLDED IN*

cbrown@kodiaktechnology.com or call: 970-797-0721



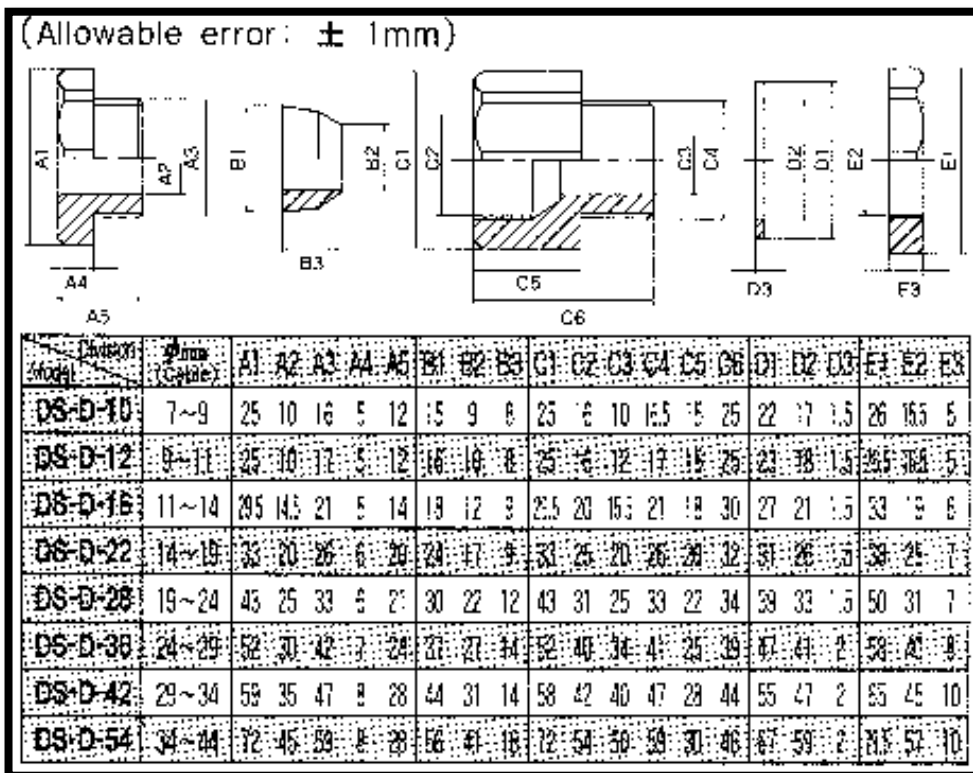

Model	H1	H2	H3	H4	H5	H6	H7	H8	H9	H10	H11	W1	W2	W3	W4	D1	D2	D3	A1	A2	A3	A4	A5	A6	D4
DS-MTB-6P	47.5	43.5	39.5	60.5	53.5	44.5	37.5	34.5	81	85	121	23.5	45	51	55	14.5	16	32	39.5	72	85	20.5	45	55	8
DS-MTB-4P	40	36	32	50	45	37	30	27	66	70	100	21	40	46	50	14.5	16	32	32	57	70	18	40	50	8

	Size (Outside Dimensions)		Poles	Indoor/Outdoor Use
	Height mm/inch	Depth mm/inch		Polyester Solid Cover
50 / 1.97	70 / 2.76	40 / 1.57	4	DS-MTB-4P
55 / 2.17	80 / 3.15	40 / 1.57	6	DS-MTB-6P
95 / 3.74	95 / 3.74	40 / 1.57	10	DS-MTB-10P
200 / 8	100 / 3.94	70 / 2.76	15	DS-MTB-15P
170 / 7	160 / 6.30	70 / 2.76	20	DS-MTB-20P

[Click Here to Return to Main Enclosure List](#)

CABLE GLANDS


cbrown@kodiaktechnology.com or call: 970-797-0721



[Click Here to Return to Main Enclosure List](#)

CORD GRIPS

cbrown@kodiaktechnology.com or call: 970-797-0721



(Allowable error: $\pm 1\text{mm}$)

Model	Division	ϕ mm (Cable)	A1	A2	A3	B1	B2	B3	C1	C2	C3	C4	C5	C6	D1	D2	D3	E1	E2	E3	E4
DS-PG-7		3~7	19	10	5	15	12	1	16	11	7.5	9.5	8	26	8	6	5	15	10	8	14
DS-PG-9		4~8	20	14	5	20	14	1.5	20	15	8.5	13	8	26	11	9	5	16	12	8	13
DS-PG-11		5~10	24	19	5	21	17	1.5	21.5	16.5	12	14.5	8	29	13	10	7	20	16	9.5	16
DS-PG-13.5		6~11	28	19	6.5	24	18	1.5	25	20	13	18	9	33	15	12	7	24	20	11	17
DS-PG-16		9~14	32	22	7	28	22	2	28	22	15	20	14	40	17	14	7	30	22	14	19
DS-PG-21		14~18	36	23	7	33	27	1.5	37	28	19	25	11	35	24	20	10	32	24	18	19
DS-PG-25		18~21	44	31.5	7	39.5	32.5	2	37	32.5	25	27	10	42	27	23	10	41	31	21	23
DS-PG-29		18~25	48	32	7.5	41	35	2	42	35	28	30	12	45	29	27	12	42	34	23	27
DS-PG-36		22~32	52	35	7.5	44	35	2	45	37	30	32	13	48	31	29	12	44	37	25	28

[Click Here to Return to Main Enclosure List](#)

Airflow Vents

cbrown@kodiaktechnology.com or call: 970-797-0721



FEATURES

- ALLOWS AIRFLOW TO COOL ELECTRONICS
- RAIN-TIGHT
- RECOMMENDED MOUNTING POSITION: DIAGONALLY OPPOSITE
- NUT & SEAL INCLUDED
- FAN KIT AVAILABLE
- SCREEN KIT AVAILABLE

Pressure Vents

cbrown@kodiaktechnology.com or call: 970-797-0721



FEATURES

- VENTS PRESSURE OR HAZARDOUS GASES
- RAIN-TIGHT
- NUT & SEAL INCLUDED

	HOLE DIAMETER
DS-VH-40	0.75"

	HOLE DIAMETER
DS-VH-60	2.5"
DS-VH-80	3.5"



[Click Here to Return to Main Enclosure List](#)

Enclosure Material Specifications

cbrown@kodiaktechnology.com or call: 970-797-0721

Designation	Material		Standard Color*		Temperature Range
	Enclosure	Cover	Enclosure	Cover	
PG	30%ABS/70% Polycarbonate	30%ABS/70% Polycarbonate	Gray	Gray	-40° to +125°C
PT	30%ABS/70% Polycarbonate	Polycarbonate	Gray	Clear	-40° to +125°C
PCG	Polyester	Polyester	Gray	Gray	-40° to +130°C
PCT	Polyester	Polycarbonate	Gray	Clear	-40° to +130°C

*Custom colors are available on request.

Enclosure Material Comparison

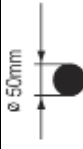
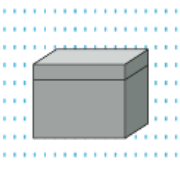
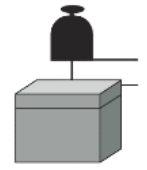

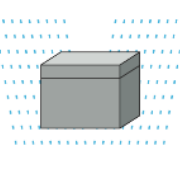
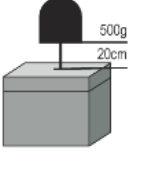

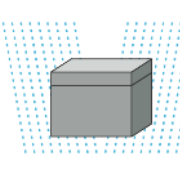
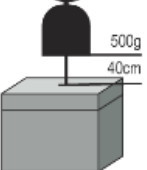

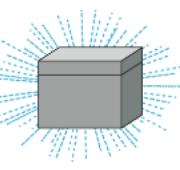
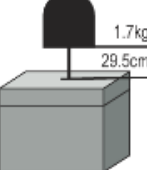
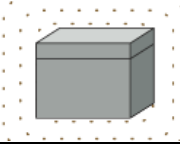
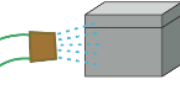
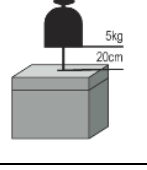
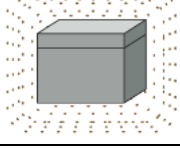
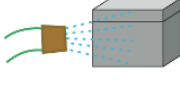
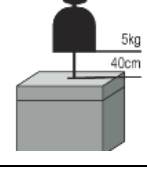
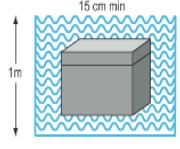
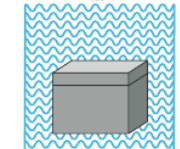
cbrown@kodiaktechnology.com or call: 970-797-0721

Environment/Characteristic	Material		
	30% ABS/ 70% Polycarbonate	Polycarbonate	Polyester
Outdoor	Good	Good	Excellent
Indoor	Excellent	Excellent	Excellent
Rigidity	Good	Very Good	Very Good
Impact	Excellent	Excellent	Excellent
Alcohols	Not tested	Good	Good
Ketones	Poor	Poor	Poor
Esters	Fair	Fair	Poor
Alkalis	Fair	Poor	Poor
Oils (unsaturated aliphatic mixtures)	Fair	Not tested	Excellent
Waxes (heavy oils)	Good	Not tested	Good
Brake fluid	Poor	Not tested	Excellent
Hot water (>80°C)	Good	Not tested	Good
Flammability	UL94-5VA	UL94-VO	UL94-5VA
Excellent	Performance not adversely affected by time, temperature and exposure.		
Good	Acceptable performance at normal temperatures. Elevated temperatures may reduce performance.		
Fair	Use only when briefly exposed to condition or when loss of mechanical properties is not important.		
Poor	Not recommended for use in this environment.		

[Click Here to Return to Main Enclosure List](#)

Protection Classes Per EN 60529 & EN 50102

cbrown@kodiaktechnology.com or call: 970-797-0721


First Numeral IP_X	Ingress of solid objects		Second Numeral IPX_	Ingress of water		IK__	Mechanical impact	
0		Not protected	0		Not protected	00		Not protected
1		Protected against ingress of solid objects >50mm diameter	1		Protected against vertically falling water drops	01-05		Impact<1 Joule
2		Protected against ingress of solid objects >12.5mm diameter	2		Protected against falling water drops at an angle up to 15° from vertical	06		Impact=1 Joule
3		Protected against ingress of solid objects >2.5mm diameter	3		Protected against water sprayed at an angle up to 60° from vertical	07		Impact=2 Joule
4		Protected against ingress of solid objects >1mm diameter	4		Protected against splashing water	08		Impact=5 Joule
5		Protected against ingress of dust	5		Protected against water jets	09		Impact=10 Joule
6		Dust tight	6		Protected against powerful water jets	10		Impact=20 Joule
			7		Protected against effects of immersion between 15cm & 1m for 30 minutes			
			8		Protected against effects of continuous immersion at depths > 1m			

ENCLOSURE FEATURE DETAILS

cbrown@kodiaktechnology.com or call: 970-797-0721


M5 Threaded Boss - 4 places
Use 500047 M5x10 Screw

Plastic Boss - 24 Places
Use 500055 10mm plastic threading screw



Internal View

DS-PGH-1928



Back View with 4 optional DS-B-50 mounting brackets installed.

DS-PG-3828 Internal View




Dove Tail Slot - 4 Places

M5 Threaded Boss with Brass Insert - 4 Places
Use 500047 M5x10 Screw


Molded Boss - 36 Places
Use 500055 10mm plastic threading screw

Hinged Dovetail Clip
Includes 2 - 5mm screws



DS-CH-50

Dovetail Clip with
Thumbscrew



DS-C-50

DSL-10

Slide dovetail clips into dovetail slots to support upper panel. Cement in place with cyanoacrylate adhesive.

[Click Here to Return to Main Enclosure List](#)