



賓吉道 3 PLUNKETT'S ROAD

Sales Brochure
售樓說明書

TABLE OF CONTENTS

目錄

●	Notes to Purchasers of First-hand Residential Properties 一手住宅物業買家須知	P. 1-7	16	Information on Public Facilities and Public Open Spaces 公共設施及公眾休憩用地的資料	P. 42
1	Information on the Development 發展項目的資料	P. 8	17	Warning to the Purchasers 對買方的警告	P. 43
2	Information on Vendor and Others involved in the Development 賣方及有參與發展項目的其他人的資料	P. 8	18	Cross-Section Plan of Building in the Development 發展項目中的建築物的橫截面圖	P. 44-48
3	Relationship Between Parties Involved in the Development 有參與發展項目的各方的關係	P. 9-10	19	Elevation Plan 立面圖	P. 49-54
4	Information on Design of the Development 發展項目的設計的資料	P. 11	20	Information on Common Facilities in the Development 發展項目中的公用設施的資料	P. 55
5	Information on Property Management 物業管理的資料	P. 11	21	Inspection of Plans and Deed of Mutual Covenant 閱覽圖則及公契	P. 55
6	Location Plan of the Development 發展項目的所在位置圖	P. 12	22	Fitting, Finishes and Appliances 裝置、裝修物料及設備	P. 56-89
7	Aerial Photograph of the Development 發展項目的鳥瞰照片	P. 13-13b	23	Service Agreements 服務協議	P. 90
8	Outline Zoning Plan etc. relating to the Development 關乎發展項目的分區計劃大綱圖	P. 14	24	Government Rent 地稅	P. 90
9	Layout Plan of the Development 發展項目的佈局圖	P. 15	25	Miscellaneous Payments by Purchaser 買方的雜項付款	P. 90
10	Floor Plans of Residential Properties in the Development 發展項目中的住宅物業的樓面平面圖	P. 16-31	26	Defect Liability Warranty Period 欠妥之處的保養責任期	P. 90
11	Area of Residential Properties in the Development 發展項目中的住宅物業的面積	P. 32	27	Maintenance of Slopes 斜坡維修	P. 91-92
12	Floor Plans of Parking Spaces in the Development 發展項目中的停車位的樓面平面圖	P. 33-34	28	Modification 修訂	P. 93
13	Summary of Preliminary Agreement for Sale and Purchase 臨時買賣合約的摘要	P. 35	29	Information in Application for Concession on Gross Floor Area of Building 申請建築物總樓面面積寬免的資料	P. 93-94
14	Summary of Deed of Mutual Covenant 公契的摘要	P. 36-37	●	Relevant Information 有關資料	P. 95
15	Summary of Land Grant 批地文件的摘要	P. 38-41	●	The website designated by the vendor for the development 賣方就本項目指定的互聯網網站的網址	P. 95
			●	Other information 其他資料	P. 95

NOTES TO PURCHASERS OF FIRST-HAND RESIDENTIAL PROPERTIES

一手住宅物業買家須知

此須知是由一手住宅物業銷售監管局為施行《一手住宅物業銷售條例》第 19(1)條而發出的。

適用於所有一手住宅物業

1. 重要資訊

- 瀏覽一手住宅物業銷售資訊網（下稱「銷售資訊網」）（網址：www.srpe.gov.hk），參考「銷售資訊網」內有關一手住宅物業的市場資料。
- 閱覽賣方就該發展項目所指定的互聯網網站內的有關資訊，包括售樓說明書、價單、載有銷售安排的文件，及成交紀錄冊。
- 發展項目的售樓說明書，會在該項目的出售日期前最少七日向公眾發布，而有關價單和銷售安排，亦會在該項目的出售日期前最少三日公布。
- 在賣方就有關發展項目所指定的互聯網網站，以及「銷售資訊網」內，均載有有關物業成交資料的成交紀錄冊，以供查閱。

2. 費用、按揭貸款和樓價

- 計算置業總開支，包括律師費、按揭費用、保險費，以及印花稅。
- 向銀行查詢可否取得所需的按揭貸款，然後選擇合適的還款方式，並小心計算按揭貸款金額，以確保貸款額沒有超出本身的負擔能力。
- 查閱同類物業最近的成交價格，以作比較。
- 向賣方或地產代理瞭解，您須付予賣方或該發展項目的管理人的預計的管理費、管理費上期金額（如有）、特別基金金額（如有）、補還的水、電力及氣體按金（如有），以及/或清理廢料的費用（如有）。

3. 價單、支付條款，以及其他財務優惠

- 賣方未必會把價單所涵蓋的住宅物業悉數推售，因此應留意有關的銷售安排，以了解賣方會推售的住宅物業為何。賣方會在有關住宅物業推售日期前最少三日公布銷售安排。
 - 留意價單所載列的支付條款。倘買家可就購置有關住宅物業而連帶獲得價格折扣、贈品，或任何財務優惠或利益，上述資訊亦會在價單內列明。
- 如您擬選用由賣方指定的財務機構提供的各類按揭貸款計劃，在簽訂臨時買賣合約前，應先細閱有關價單內列出的按揭貸款計劃資料¹。如就該些按揭貸款計劃的詳情有任何疑問，應在簽訂臨時買賣合約前，直接向有關財務機構查詢。

4. 物業的面積及四周環境

- 留意載於售樓說明書和價單內的物業面積資料，以及載於價單內的每平方呎/每平方米售價。根據《一手住宅物業銷售條例》（第 621 章）（下稱「條例」），賣方只可以實用面積表達住宅物業的面積和每平方呎及平方米的售價。就住宅物業而言，實用面積指該住宅物業的樓面面積，包括在構成該物業的一部分的範圍內的以下每一項目的樓面面積：(i) 露台；(ii) 工作平台；以及(iii) 陽台。實用面積並不包括空調機房、窗台、閣樓、平台、花園、停車位、天台、梯屋、前庭及庭院的每一項目的面積，即使該些項目構成該物業的一部分的範圍。
- 售樓說明書必須顯示發展項目中所有住宅物業的樓面平面圖。在售樓說明書所載有關發展項目中住宅物業的每一份樓面平面圖，均須述明每個住宅物業的外部 and 內部尺寸²。售樓說明書所提供有關住宅物業外部和內部的尺寸，不會把批盪和裝飾物料包括在內。買家收樓前如欲購置家具，應留意這點。
- 親臨發展項目的所在地實地視察，以了解有關物業的四周環境（包括交通和社區設施）；亦應查詢有否任何城市規劃方案和議決，會對有關的物業造成影響；參閱載於售樓說明書內的位置圖、鳥瞰照片、分區計劃大綱圖，以及橫截面圖。

5. 售樓說明書

- 確保所取得的售樓說明書屬最新版本。根據條例，提供予公眾的售樓說明書必須是在之前的三個月之內印製或檢視、或檢視及修改。
- 如屬未落成發展項目，賣方在認為有需要時可改動建築圖則（如有的話），因此應留意由賣方提供的任何經修改的售樓說明書，以了解有關未落成發展項目的最新資料。
- 閱覽售樓說明書，並須特別留意以下資訊：
 - 售樓說明書內有否關於「有關資料」的部分，列出賣方知悉但並非為一般公眾人士所知悉，關於相當可能對享有有關住宅物業造成重大影響的事宜的資料。請注意，已在土地註冊處註冊的文件，其內容不會被視為「有關資料」；
 - 橫截面圖會顯示有關建築物相對毗連該建築物的每條街道的橫截面，以及每條上述街道與已知基準面和該建築物最低的一層住宅樓層的水平相對的水平。橫截面圖能以圖解形式，顯示出建築物最低一層住宅樓層和街道水平的高低差距，不論該最低住宅樓層以何種方式命名；
 - 室內和外部的裝置、裝修物料和設備；
 - 管理費按甚麼基準分擔；
 - 小業主有否責任或需要分擔管理、營運或維持有關發展項目以內或以外的公眾休憩用地或公共設施的開支，以及有關公眾休憩用地或公共設施的位置；以及
 - 小業主是否須要負責維修斜坡。

6. 政府批地文件和公契

- 閱覽政府批地文件和公契（或公契擬稿）。公契內載有天台和外牆業權等相關資料。賣方會在售樓處提供政府批地文件和公契（或公契擬稿）的複本，供準買家免費閱覽。
- 留意政府批地文件內所訂明小業主是否須要負責支付地稅。
- 留意公契內訂明有關物業內可否飼養動物。

7. 售樓處內有關可供揀選住宅物業的資料

- 向賣方查詢清楚有哪些一手住宅物業可供揀選。若賣方在售樓處內展示「消耗表」，您可從該「消耗表」得悉在每個銷售日的銷售進度資料，包括在該個銷售日開始時有哪些住宅物業可供出售，以及在該個銷售日內有哪些住宅物業已獲揀選及售出。
- 切勿隨便相信有關發展項目銷情的傳言，倉卒簽立臨時買賣合約。

¹ 按揭貸款計劃的資料包括有關按揭貸款計劃對借款人的最低收入的要求、就第一按揭連同第二按揭可獲得的按揭貸款金額上限、最長還款年期、整個還款期內的按揭利率變化，以及申請人須繳付的手續費。

² 根據條例附表 1 第 1 部第 10(2)(d)條述明，售樓說明書內顯示的發展項目中的住宅物業的每一份樓面平面圖須述明以下各項 —

- (i) 每個住宅物業的外部尺寸；
- (ii) 每個住宅物業的內部尺寸；
- (iii) 每個住宅物業的內部間隔的厚度；
- (iv) 每個住宅物業內個別分隔室的外部尺寸。

根據條例附表 1 第 1 部第 10(3)條，如有關發展項目的經批准的建築圖則，提供條例附表 1 第 1 部第 10(2)(d)條所規定的資料，樓面平面圖須述明如此規定的該資料。

NOTES TO PURCHASERS OF FIRST-HAND RESIDENTIAL PROPERTIES

一手住宅物業買家須知

8. 成交紀錄冊

- 留意發展項目的成交紀錄冊。賣方須於臨時買賣合約訂立後的 24 小時內，於紀錄冊披露該臨時買賣合約的資料，以及於買賣合約訂立後一個工作天內，披露該買賣合約的資料。您可透過成交紀錄冊得悉發展項目的銷售情況。
- 切勿將賣方接獲用作登記的購樓意向書或本票的數目視為銷情指標。發展項目的成交紀錄冊才是讓公眾掌握發展項目每日銷售情況的最可靠資料來源。

9. 買賣合約

- 確保臨時買賣合約和買賣合約包含條例所規定的強制性條文。
- 留意有關物業買賣交易所包括的裝置、裝修物料和設備，須在臨時買賣合約和買賣合約上列明。
- 留意夾附於買賣合約的圖則。該圖則會顯示所有賣方售予您的物業面積，而該面積通常較該物業的實用面積為大。
- 留意賣方有權改動未落成發展項目的建築圖則（如有的話）。如屬未落成發展項目，條例規定物業的買賣合約須載有強制性條文，列明如有關改動在任何方面對該物業造成影響，賣方須在改動獲建築事務監督批准後的 14 日內，將該項改動以書面通知買家。
- 訂立臨時買賣合約時，您須向擁有人（即賣方）支付樓價 5% 的臨時訂金。
- 如您在訂立臨時買賣合約後五個工作日（工作日指並非公眾假日、星期六、黑色暴雨警告日或烈風警告日的日子）之內，沒有簽立買賣合約，該臨時買賣合約即告終止，有關臨時訂金（即樓價的 5%）會被沒收，而擁有人（即賣方）不得因您沒有簽立買賣合約而對您提出進一步申索。
- 在訂立臨時買賣合約後的五個工作日之內，倘您簽立買賣合約，則擁有人（即賣方）必須在訂立該臨時買賣合約後的八個工作日之內簽立買賣合約。
- 有關的訂金，應付予負責為所涉物業擔任保證金保存人的律師事務所。

10. 表達購樓意向

- 留意在賣方（包括其獲授權代表）就有關住宅物業向公眾提供價單前，賣方不得尋求或接納任何對有關住宅物業的購樓意向（不論是否屬明確選擇購樓意向）。因此您不應向賣方或其授權代表提出有關意向。
- 留意在有關住宅物業的銷售開始前，賣方（包括其獲授權代表）不得尋求或接納任何對該物業的有明確選擇購樓意向。因此您不應向賣方或其授權代表提出有關意向。

11. 委託地產代理

- 留意倘賣方委任一個或多於一個地產代理，以協助銷售其發展項目內任何指明住宅物業，該發展項目的價單必須列明在價單印刷日期當日所有獲委任為地產代理的姓名/名稱。
- 您可委託任何地產代理（不一定是賣方所指定的地產代理），以協助您購置發展項目內任何指明住宅物業；您亦可不委託任何地產代理。
- 委託地產代理以物色物業前，您應該
 - 了解該地產代理是否只代表您行事。該地產代理若同時代表賣方行事，倘發生利益衝突，未必能夠保障您的最大利益；
 - 了解您須否支付佣金予該地產代理。若須支付，有關的佣金金額和支付日期為何；以及
 - 留意只有持牌地產代理或營業員才可以接受您的委託。如有疑問，應要求該地產代理或營業員出示其「地產代理證」，或瀏覽地產代理監管局的網頁（網址：www.caa.org.hk），查閱牌照目錄。

12. 委聘律師

- 考慮自行委聘律師，以保障您的利益。該律師若同時代表賣方行事，倘發生利益衝突，未必能夠保障您的最大利益。
- 比較不同律師的收費。

適用於一手未落成住宅物業

13. 預售樓花同意書

- 洽購地政總署「預售樓花同意方案」下的未落成住宅物業時，應向賣方確認地政總署是否已就該發展項目批出「預售樓花同意書」。

14. 示範單位

- 賣方不一定須設置示範單位供準買家或公眾參觀，但賣方如為某指明住宅物業設置示範單位，必須首先設置該住宅物業的無改動示範單位，才可設置該住宅物業的經改動示範單位，並可以就該住宅物業設置多於一個經改動示範單位。
- 參觀示範單位時，務必視察無改動示範單位，以便與經改動示範單位作出比較。然而，條例並沒有限制賣方安排參觀無改動示範單位及經改動示範單位的先後次序。
- 賣方設置示範單位供公眾參觀時，應已提供有關發展項目的售樓說明書。因此，緊記先行索取售樓說明書，以便在參觀示範單位時參閱相關資料。
- 您可以在無改動示範單位及經改動示範單位中進行量度，並在無改動示範單位內拍照或拍攝影片，惟在確保示範單位參觀者人身安全的前提下，賣方可能會設定合理的限制。

適用於一手未落成住宅物業及尚待符合條件的已落成住宅物業

15. 預計關鍵日期及收樓日期

- 查閱售樓說明書中有關發展項目的預計關鍵日期³。
 - 售樓說明書中有關發展項目的預計關鍵日期並不同買家的「收樓日期」。買家的「收樓日期」一般會較發展項目的預計關鍵日期遲。然而，假若發展項目比預期早落成，「收樓日期」可能會較售樓說明書列出的預計關鍵日期為早。
- 收樓日期
條例規定買賣合約須載有強制性條文，列明賣方須於買賣合約內列出的預計關鍵日期後的 14 日內，以書面為發展項目申請佔用文件、合格證明書，或地政總署署長的轉讓同意（視屬何種情況而定）。
 - 如發展項目屬地政總署預售樓花同意方案所規管，賣方須在合格證明書或地政總署署長的轉讓同意發出後的一個月內（以較早者為準），就賣方有能力有效地轉讓有關物業一事，以書面通知買家；或
 - 如發展項目並非屬地政總署預售樓花同意方案所規管，賣方須在佔用文件（包括佔用許可證）發出後的六個月內，就賣方有能力有效地轉讓有關物業一事，以書面通知買家。
 - 條例規定買賣合約須載有強制性條文，列明有關物業的買賣須於賣方發出上述通知的日期的 14 日內完成。有關物業的買賣完成後，賣方將安排買家收樓事宜。
- 認可人士可批予在預計關鍵日期之後完成發展項目
條例規定買賣合約須載有強制性條文，列明發展項目的認可人士可以在顧及純粹由以下一個或多於一個原因所導致的延遲後，批予在預計關鍵日期之後，完成發展項目：

NOTES TO PURCHASERS OF FIRST-HAND RESIDENTIAL PROPERTIES

一手住宅物業買家須知

- 工人罷工或封閉工地；
 - 暴動或內亂；
 - 不可抗力或天災；
 - 火警或其他賣方所不能控制的意外；
 - 戰爭；或
 - 惡劣天氣。
- 發展項目的認可人士可以按情況，多於一次批予延後預計關鍵日期以完成發展項目，即收樓日期可能延遲。
 - 條例規定買賣合約須載有強制性條文，列明賣方須於認可人士批予延期後的 14 日內，向買家提供有關延期證明書的文本。
- 如對收樓日期有任何疑問，可向賣方查詢。

³ 一般而言，「關鍵日期」指該項目符合批地文件的條件的日期，或該項目在遵照經批准的建築圖則的情況下或按照豁免證明書的發出的條件在各方面均屬完成的日期。有關詳情請參閱條例第 2 條。

適用於一手已落成住宅物業

16. 賣方資料表格

- 確保取得最近三個月內印製有關您擬購買的一手已落成住宅物業的「賣方資料表格」。

17. 參觀物業

- 購置住宅物業前，確保已獲安排參觀您打算購置的住宅物業。倘參觀有關物業並非合理地切實可行，則應參觀與有關物業相若的物業，除非您以書面同意賣方無須開放與有關物業相若的物業供您參觀。您應仔細考慮，然後才決定是否簽署豁免上述規定的書面同意。
- 除非有關物業根據租約持有，或為確保物業參觀者的人身安全而須設定合理限制，您可以對該物業進行量度、拍照或拍攝影片。

任何與賣方銷售受條例所規管的一手住宅物業有關的投訴和查詢，請與一手住宅物業銷售監管局聯絡。

網址：www.srpa.gov.hk
電話：2817 3313
電郵：enquiry_srpa@hd.gov.hk
傳真：2219 2220

其他相關聯絡資料：

消費者委員會
網址：www.consumer.org.hk
電話：2929 2222
電郵：cc@consumer.org.hk
傳真：2856 3611
地產代理監管局
網址：www.eaa.org.hk
電話：2111 2777
電郵：enquiry@eaa.org.hk
傳真：2598 9596
香港地產建設商會
電話：2826 0111
傳真：2845 2521

一手住宅物業銷售監管局
2023 年 3 月

NOTES TO PURCHASERS OF FIRST-HAND RESIDENTIAL PROPERTIES

一手住宅物業買家須知

This Note is issued by the Sales of First-hand Residential Properties Authority (SRPA) for the purpose of section 19(1) of the Residential Properties (First-hand Sales) Ordinance.

You are advised to take the following steps before purchasing first-hand residential properties.

For all first-hand residential properties

1. Important information

- Make reference to the materials available on the Sales of First-hand Residential Properties Electronic Platform (SRPE) (www.srpe.gov.hk) on the first-hand residential property market.
- Study the information on the website designated by the vendor for the development, including the sales brochure, price lists, documents containing the sales arrangements, and the register of transactions of a development.
- Sales brochure for a development will be made available to the general public at least 7 days immediately before a date of sale while price list and sales arrangements will be made available at least 3 days immediately before the date of sale.
- Information on transactions can be found on the register of transactions on the website designated by the vendor for the development and the SRPE.

2. Fees, mortgage loan and property price

- Calculate the total expenses of the purchase, such as solicitors' fees, mortgage charges, insurance fees and stamp duties.
- Check with banks to find out if you will be able to obtain the needed mortgage loan, select the appropriate payment method and calculate the amount of the mortgage loan to ensure it is within your repayment ability.
- Check recent transaction prices of comparable properties for comparison.
- Check with the vendor or the estate agent the estimated management fee, the amount of management fee payable in advance (if any), special fund payable (if any), the amount of reimbursement of the deposits for water, electricity and gas (if any), and/or the amount of debris removal fee (if any) you have to pay to the vendor or the manager of the development.

3. Price list, payment terms and other financial incentives

- Vendors may not offer to sell all the residential properties that are covered in a price list. To know which residential properties the vendors may offer to sell, pay attention to the sales arrangements which will be announced by the vendors at least 3 days before the relevant residential properties are offered to be sold.
- Pay attention to the terms of payment as set out in a price list. If there are discounts on the price, gift, or any financial advantage or benefit to be made available in connection with the purchase of the residential properties, such information will also be set out in the price list.
- If you intend to opt for any mortgage loan plans offered by financial institutions specified by the vendor, before entering into a preliminary agreement for sale and purchase (PASP), you must study the details of various mortgage loan plans¹ as set out in the price list concerned. If you have any questions about these mortgage loan plans, you should check with the financial institutions concerned direct before entering into a PASP.

4. Property area and its surroundings

- Pay attention to the area information in the sales brochure and price list, and price per square foot/metre in the price list. According to the Residential Properties (First-hand Sales) Ordinance (Cap. 621) (the Ordinance), vendors can only present the area and price per square foot and per square metre of a residential property using saleable area. Saleable area, in relation to a residential property, means the floor area of the residential property, and includes the floor area of every one of the following to the extent that it forms part of the residential property - (i) a balcony; (ii) a utility platform;

and (iii) a verandah. The saleable area excludes the area of the following which forms part of the residential property - air-conditioning plant room; bay window; cockloft; flat roof; garden; parking space; roof; stairhood; terrace and yard.

- Floor plans of all residential properties in the development have to be shown in the sales brochure. In a sales brochure, floor plans of residential properties in the development must state the external and internal dimensions of each residential property². The external and internal dimensions of residential properties as provided in the sales brochure exclude plaster and finishes. You are advised to note this if you want to buy furniture before handing over of the residential property.
- Visit the development site and get to know the surroundings of the property (including transportation and community facilities). Check town planning proposals and decisions which may affect the property. Take a look at the location plan, aerial photograph, outline zoning plan and cross-section plan that are provided in the sales brochure.

5. Sales brochure

- Ensure that the sales brochure obtained is the latest version. According to the Ordinance, the sales brochure made available to the public should be printed or examined, or examined and revised within the previous 3 months.
- In respect of an uncompleted development, the vendor may alter the building plans (if any) whenever the vendor considers necessary. To know the latest information of an uncompleted development, keep paying attention to any revised sales brochures made available by the vendor.
- Read through the sales brochure and in particular, check the following information in the sales brochure -
 - whether there is a section on “relevant information” in the sales brochure, under which information on any matter that is known to the vendor but is not known to the general public, and is likely to materially affect the enjoyment of a residential property will be set out. Please note that information contained in a document that has been registered with the Land Registry will not be regarded as “relevant information”;
 - the cross-section plan showing a cross-section of the building in relation to every street adjacent to the building, and the level of every such street in relation to a known datum and to the level of the lowest residential floor of the building. This will help you visualize the difference in height between the lowest residential floor of a building and the street level, regardless of how that lowest residential floor is named;
 - interior and exterior fittings and finishes and appliances;
 - the basis on which management fees are shared;

¹The details of various mortgage loan plans include the requirements for mortgagors on minimum income level, the loan limit under the first mortgage and second mortgage, the maximum loan repayment period, the change of mortgage interest rate throughout the entire repayment period, and the payment of administrative fees.

² According to section 10(2)(d) in Part 1 of Schedule 1 to the Ordinance, each of the floor plans of the residential properties in the development in the sales brochure must state the following –

- (i) the external dimensions of each residential property;
- (ii) the internal dimensions of each residential property;
- (iii) the thickness of the internal partitions of each residential property;
- (iv) the external dimensions of individual compartments in each residential property.

According to section 10(3) in Part 1 of Schedule 1 to the Ordinance, if any information required by section 10(2)(d) in Part 1 of Schedule 1 to the Ordinance is provided in the approved building plans for the development, a floor plan must state the information as so provided.

NOTES TO PURCHASERS OF FIRST-HAND RESIDENTIAL PROPERTIES

一手住宅物業買家須知

- whether individual owners have obligations or need to share the expenses for managing, operating and maintaining the public open space or public facilities inside or outside the development, and the location of the public open space or public facilities; and
 - whether individual owners have responsibility to maintain slopes.
- 6. Government land grant and deed of mutual covenant (DMC)**
- Read the Government land grant and the DMC (or the draft DMC). Information such as ownership of the rooftop and external walls can be found in the DMC. The vendor will provide copies of the Government land grant and the DMC (or the draft DMC) at the place where the sale is to take place for free inspection by prospective purchasers.
 - Check the Government land grant on whether individual owners are liable to pay Government rent.
 - Check the DMC on whether animals can be kept in the residential property.
- 7. Information on Availability of Residential Properties for Selection at Sales Office**
- Check with the vendor which residential properties are available for selection. If a “consumption table” is displayed by the vendor at the sales office, you may check from the table information on the progress of sale on a date of sale, including which residential properties are offered for sale at the beginning of that date of sale and which of them have been selected and sold during that date of sale.
 - Do not believe in rumours about the sales condition of the development and enter into a PASP rashly.
- 8. Register of Transactions**
- Pay attention to the register of transactions for a development. A vendor must, within 24 hours after entering into a PASP with a purchaser, enter transaction information of the PASP in the register of transactions. The vendor must, within 1 working day after entering into an agreement for sale and purchase (ASP), enter transaction information of the ASP in the register of transactions. Check the register of transactions for the concerned development to learn more about the sales condition of the development.
 - Never take the number of registrations of intent or cashier orders a vendor has received for the purpose of registration as an indicator of the sales volume of a development. The register of transactions for a development is the most reliable source of information from which members of the public can grasp the daily sales condition of the development.
- 9. Agreement for sale and purchase**
- Ensure that the PASP and ASP include the mandatory provisions as required by the Ordinance.
 - Pay attention that fittings, finishes and appliances to be included in the sale and purchase of the property are inserted in the PASP and ASP.
 - Pay attention to the area plan annexed to the ASP which shows the total area which the vendor is selling to you. The total area which the vendor is selling to you is normally greater than the saleable area of the property.
 - Pay attention to the vendor’s right to alter the building plans (if any) for an uncompleted development. The mandatory provisions to be incorporated in an ASP for uncompleted development as required by the Ordinance include a provision requiring the vendor to notify the purchaser in writing of such alteration if the same affects in any way the property within 14 days after its having been approved by the Building Authority.
 - A preliminary deposit of 5% of the purchase price is payable by you to the owner (i.e., the seller) on entering into a PASP.
 - If you do not execute the ASP within 5 working days (working day means a day that is not a general holiday or a

Saturday or a black rainstorm warning day or gale warning day) after entering into the PASP, the PASP is terminated, the preliminary deposit (i.e., 5 % of the purchase price) is forfeited, and the owner (i.e., the seller) does not have any further claim against you for not executing the ASP.

- If you execute the ASP within 5 working days after the signing of the PASP, the owner (i.e., the seller) must execute the ASP within 8 working days after entering into the PASP.
- The deposit should be made payable to the solicitors’ firm responsible for stake holding purchasers’ payments for the property.

10. Expression of intent of purchasing a residential property

- Note that vendors (including their authorized representative(s)) should not seek or accept any specific or general expression of intent of purchasing any residential property before the relevant price lists for such properties are made available to the public. You therefore should not make such an offer to the vendors or their authorized representative(s).
- Note that vendors (including their authorized representative(s)) should not seek or accept any specific expression of intent of purchasing a particular residential property before the sale of the property has commenced. You therefore should not make such an offer to the vendors or their authorized representative(s).

11. Appointment of estate agent

- Note that if the vendor has appointed one or more than one estate agents to act in the sale of any specified residential property in the development, the price list for the development must set out the name of all the estate agents so appointed as at the date of printing of the price list.
- You may appoint any estate agent (not necessarily from those estate agency companies appointed by the vendor) to act in the purchase of any specified residential property in the development, and may also not appoint any estate agent to act on your behalf.
- Before you appoint an estate agent to look for a property, you should -
 - find out whether the agent will act on your behalf only. If the agent also acts for the vendor, he/she may not be able to protect your best interests in the event of a conflict of interest;
 - find out whether any commission is payable by you to the estate agent and, if so, its amount and the time of payment; and
 - note that only licensed estate agents or salespersons may accept your appointment. If in doubt, you should request the estate agent or salesperson to produce his/her Estate Agent Card, or check the Licence List on the Estate Agents Authority website: www.eaa.org.hk.

12. Appointment of solicitor

- Consider appointing your own solicitor to protect your interests. If the solicitor also acts for the vendor, he/she may not be able to protect your best interests in the event of a conflict of interest.
- Compare the charges of different solicitors.

For first-hand uncompleted residential properties

13. Pre-sale Consent

- For uncompleted residential property under the Lands Department Consent Scheme, seek confirmation from the vendor whether the “Pre-sale Consent” has been issued by the Lands Department for the development.

NOTES TO PURCHASERS OF FIRST-HAND RESIDENTIAL PROPERTIES

一手住宅物業買家須知

14. Show flats

- While the vendor is not required to make any show flat available for viewing by prospective purchasers or the general public, if the vendor wishes to make available show flats of a specified residential property, the vendor must first of all make available an unmodified show flat of that residential property and that, having made available such unmodified show flat, the vendor may then make available a modified show flat of that residential property. In this connection, the vendor is allowed to make available more than one modified show flat of that residential property.
- If you visit the show flats, you should always look at the unmodified show flats for comparison with the modified show flats. That said, the Ordinance does not restrict the discretion of the vendor in arranging the sequence of the viewing of unmodified and modified show flats.
- Sales brochure of the development should have been made available to the public when the show flat is made available for viewing. You are advised to get a copy of the sales brochure and make reference to it when viewing the show flats.
- You may take measurements in modified and unmodified show flats, and take photographs or make video recordings of unmodified show flats, subject to reasonable restriction(s) which may be set by the vendor for ensuring safety of the persons viewing the show flat.

For first-hand uncompleted residential properties and completed residential properties pending compliance

15. Estimated material date and handing over date

- Check the estimated material date³ for the development in the sales brochure.
 - The estimated material date for a development in the sales brochure is not the same as the date on which a residential property is handed over to purchaser. The latter is normally later than the former. However, the handing over date may be earlier than the estimated material date set out in the sales brochure in case of earlier completion of the development.
- Handing over date
 - The mandatory provisions to be incorporated in an ASP as required by the Ordinance include a provision requiring the vendor to apply in writing for an Occupation Document / a Certificate of Compliance or the Director of Lands' Consent to Assign (as the case may be) in respect of the development within 14 days after the estimated material date as stipulated in the ASP.
 - For development subject to the Lands Department Consent Scheme, the vendor is required to notify the purchaser in writing that the vendor is in a position validly to assign the property within one month after the issue of the Certificate of Compliance or the Consent to Assign, whichever first happens; or
 - For development not subject to the Lands Department Consent Scheme, the vendor is required to notify the purchaser in writing that the vendor is in a position validly to assign the property within 6 months after the issue of the Occupation Document including Occupation Permit.
 - The mandatory provisions to be incorporated in an ASP as required by the Ordinance include a provision requiring completion of the sale and purchase within 14 days after the date of the notification aforesaid. Upon completion, the vendor shall arrange handover of the property to the purchaser.
- Authorized Person (AP) may grant extension(s) of time for completion of the development beyond the estimated material date.
 - The mandatory provisions to be incorporated in an ASP as required by the Ordinance include a provision that the AP of a development may grant an extension of time for completion of the development beyond the estimated

material date having regard to delays caused exclusively by any one or more of the following reasons:

- strike or lock-out of workmen;
 - riots or civil commotion;
 - force majeure or Act of God;
 - fire or other accident beyond the vendor's control;
 - war; or
 - inclement weather.
- The AP may grant more than once such an extension of time depending on the circumstances. That means handover of the property may be delayed.
 - The mandatory provisions to be incorporated in an ASP as required by the Ordinance also include a provision requiring the vendor to, within 14 days after the issue of an extension of time granted by the AP, furnish the purchaser with a copy of the relevant certificate of extension.
- Ask the vendor if there are any questions on handing over date.

For first-hand completed residential properties

16. Vendor's information form

- Ensure that you obtain the "vendor's information form(s)" printed within the previous 3 months in relation to the residential property/properties you intend to purchase.

17. Viewing of property

- Ensure that, before you purchase a residential property, you are arranged to view the residential property that you would like to purchase or, if it is not reasonably practicable to view the property in question, a comparable property in the development, unless you agree in writing that the vendor is not required to arrange such a comparable property for viewing for you. You are advised to think carefully before signing any waiver.
- You may take measurements, take photographs or make video recordings of the property, unless the property is held under a tenancy or reasonable restriction(s) is/are needed to ensure safety of the persons viewing the property.

For complaints and enquiries relating to the sales of first-hand residential properties by the vendors which the Ordinance applies, please contact the Sales of First-hand Residential Properties Authority -

Website: www.srpa.gov.hk Telephone: 2817 3313 Email: enquiry_srpa@hd.gov.hk Fax: 2219 2220
--

³ Generally speaking, "material date" means the date on which the conditions of the land grant are complied with in respect of the development, or the date on which the development is completed in all respects in compliance with the approved building plans or the conditions subject to which the certificate of exemption is issued. For details, please refer to section 2 of the Ordinance.

NOTES TO PURCHASERS OF FIRST-HAND RESIDENTIAL PROPERTIES

一手住宅物業買家須知

Other useful contacts:

<u>Consumer Council</u> Website: www.consumer.org.hk Telephone: 2929 2222 Email: cc@consumer.org.hk Fax: 2856 3611
<u>Estate Agents Authority</u> Website: www.eaa.org.hk Telephone: 2111 2777 Email: enquiry@eaa.org.hk Fax: 2598 9596
<u>Real Estate Developers Association of Hong Kong</u> Telephone: 2826 0111 Fax: 2845 2521

Sales of First-hand Residential Properties Authority

March 2023

INFORMATION ON THE DEVELOPMENT

發展項目的資料

Name of the Street and Street Number	3 Plunkett’s Road
Total number of Houses	6
House Numbering	Houses A – F
Omitted House Numbers	Not applicable

街道的名稱及門牌號數	賓吉道 3 號
洋房總座數	6
洋房座號	洋房 A 座 – F 座
被略去的洋房座號	不適用

INFORMATION ON VENDOR AND OTHERS INVOLVED IN THE DEVELOPMENT

賣方及有參與發展項目的其他人的資料

Vendor
Woodmont Investments Limited (also the owner)
Holding companies of the Vendor
Tai Cheung (B.V.I.) Company Limited, Tai Cheung Properties Limited, Junco (Nominees) Limited and Tai Cheung Holdings Limited
Authorized Person for the development
1. Design and Construction: Mr. N.D. Burns
2. Sales brochure information: Mr. Kwok Yui Chung
3. Additional design and sales brochure information for House B - E: Mr. Warren Pau
The firm or corporation of which an authorized person for the development is a proprietor, director or employee in his or her professional capacity
1. P & T Architects & Engineers Limited
2. Danny Kwok & Associates
3. PAUs Architects Building Maintenance Consultants Limited
Building Contractor
Wang Yip Construction Company Limited
The firm of solicitors acting for the owner in relation to the sale of residential properties in the development
Woo Kwan Lee & Lo
Any authorized institution that has made a loan, or has undertaken to provide finance, for the construction of the development
Not applicable
Any other person who has made a loan for the construction of the development
Not applicable

賣方
Woodmont Investments Limited (亦為擁有人)
賣方控權公司
Tai Cheung (B.V.I.) Company Limited，大昌地產有限公司，Junco (Nominees) Limited 及大昌集團有限公司
發展項目的認可人士
1. Mr. N.D. Burns
2. 售樓說明書資料：郭銳忠先生
3. 洋房 B – E 之額外設計及售樓說明書資料：鮑華龍先生
發展項目的認可人士以其專業身份擔任經營人、董事或僱員的商號或法團
1. 巴馬丹拿建築及工程師有限公司
2. 郭銳忠測量師事務所
3. 鮑氏建築師樓宇維修顧問有限公司
承建商
宏業建築有限公司
就發展項目中的住宅物業的出售而代表擁有人行事的律師事務所
胡關李羅律師行
已為發展項目的建造提供貸款或已承諾為該建造提供融資的認可機構名稱
不適用
已為發展項目的建造提供貸款的任何其他人的姓名或名稱
不適用

RELATIONSHIP BETWEEN PARTIES INVOLVED IN THE DEVELOPMENT

有參與發展項目的各方的關係

a.	The vendor or a building contractor for the development is an individual, and that vendor or contractor is an immediate family member of an authorized person for the development; 賣方或有關發展項目的承建商屬個人，並屬該項目的認可人士的家人；	Not applicable 不適用
b.	The vendor or a building contractor for the development is a partnership, and a partner of that vendor or contractor is an immediate family member of such an authorized person; 賣方或該項目的承建商屬合夥，而該賣方或承建商的合夥人屬上述認可人士的家人；	Not applicable 不適用
c.	The vendor or a building contractor for the development is a corporation, and a director or the secretary of that vendor or contractor (or a holding company of that vendor) is an immediate family member of such an authorized person; 賣方或該項目的承建商屬法團，而該賣方或承建商(或該賣方的控權公司)的董事或秘書屬上述認可人士的家人；	No 否
d.	The vendor or a building contractor for the development is an individual, and that vendor or contractor is an immediate family member of an associate of such an authorized person; 賣方或該項目的承建商屬個人，並屬上述認可人士的有聯繫人士的家人；	Not applicable 不適用
e.	The vendor or a building contractor for the development is a partnership, and a partner of that vendor or contractor is an immediate family member of an associate of such an authorized person; 賣方或該項目的承建商屬合夥，而該賣方或承建商的合夥人屬上述認可人士的有聯繫人士的家人；	Not applicable 不適用
f.	The vendor or a building contractor for the development is a corporation, and a director or the secretary of that vendor or contractor (or a holding company of that vendor) is an immediate family member of an associate of such an authorized person; 賣方或該項目的承建商屬法團，而該賣方或承建商(或該賣方的控權公司)的董事或秘書屬上述認可人士的有聯繫人士的家人；	No 否
g.	The vendor or a building contractor for the development is an individual, and that vendor or contractor is an immediate family member of a proprietor of a firm of solicitors acting for the owner in relation to the sale of residential properties in the development; 賣方或該項目的承建商屬個人，並屬就該項目內的住宅物業的出售代表擁有人行事的律師事務所行事的經營人的家人；	Not applicable 不適用

h.	The vendor or a building contractor for the development is a partnership, and a partner of that vendor or contractor is an immediate family member of a proprietor of a firm of solicitors acting for the owner in relation to the sale of residential properties in the development; 賣方或該項目的承建商屬合夥，而該賣方或承建商的合夥人屬就該項目內的住宅物業的出售代表擁有人行事的律師事務所行事的經營人的家人；	Not applicable 不適用
i.	The vendor or a building contractor for the development is a corporation, and a director or the secretary of that vendor or contractor (or a holding company of that vendor) is an immediate family member of a proprietor of such a firm of solicitors; 賣方或該項目的承建商屬法團，而該賣方或承建商(或該賣方的控權公司)的董事或秘書屬上述律師事務所的經營人的家人；	Yes ¹ 是 ¹
j.	The vendor, a holding company of the vendor, or a building contractor for the development, is a private company, and an authorized person for the development, or an associate of such an authorized person, holds at least 10% of the issued shares in that vendor, holding company or contractor; 賣方、賣方的控權公司或有關發展項目的承建商屬私人公司，而該項目的認可人士或該認可人士的有聯繫人士持有該賣方、控權公司或承建商最少 10% 的已發行股份；	No 否
k.	The vendor, a holding company of the vendor, or a building contractor for the development, is a listed company, and such an authorized person, or such an associate, holds at least 1% of the issued shares in that vendor, holding company or contractor; 賣方、賣方的控權公司或該項目的承建商屬上市公司，而上述認可人士或上述有聯繫人士持有該賣方、控權公司或承建商最少 1% 的已發行股份；	No 否
l.	The vendor or a building contractor for the development is a corporation, and such an authorized person, or such an associate, is an employee, director or secretary of that vendor or contractor or of a holding company of that vendor; 賣方或該項目的承建商屬法團，而上述認可人士或上述有聯繫人士屬該賣方、承建商或該賣方的控權公司的僱員、董事或秘書；	No 否
m.	The vendor or a building contractor for the development is a partnership, and such an authorized person, or such an associate, is an employee of that vendor or contractor; 賣方或該項目的承建商屬合夥，而上述認可人士或上述有聯繫人士屬該賣方或承建商的僱員；	Not applicable 不適用

RELATIONSHIP BETWEEN PARTIES INVOLVED IN THE DEVELOPMENT

有參與發展項目的各方的關係

n.	The vendor, a holding company of the vendor, or a building contractor for the development, is a private company, and a proprietor of a firm of solicitors acting for the owner in relation to the sale of residential properties in the development holds at least 10% of the issued shares in that vendor, holding company or contractor; 賣方、賣方的控權公司或該項目的承建商屬私人公司，而就該項目中的住宅物業的出售而代表擁有人行事的律師事務所的經營人持有該賣方、控權公司或承建商最少 10%的已發行股份；	No 否
o.	The vendor, a holding company of the vendor, or a building contractor for the development, is a listed company, and a proprietor of such a firm of solicitors holds at least 1% of the issued shares in that vendor, holding company or contractor; 賣方、賣方的控權公司或該項目的承建商屬上市公司，而上述律師事務所的經營人持有該賣方、控權公司或承建商最少 1%的已發行股份；	Yes ² 是 ²
p.	The vendor or a building contractor for the development is a corporation, and a proprietor of such a firm of solicitors is an employee, director or secretary of that vendor or contractor or of a holding company of that vendor; 賣方或該項目的承建商屬法團，而上述律師事務所的經營人屬該賣方或承建商或該賣方的控權公司的僱員、董事或秘書；	Yes ¹ 是 ¹
q.	The vendor or a building contractor for the development is a partnership, and a proprietor of such a firm of solicitors is an employee of that vendor or contractor; 賣方或該項目的承建商屬合夥，而上述律師事務所的經營人屬該賣方或承建商的僱員；	Not applicable 否
r.	The vendor or a building contractor for the development is a corporation, and the corporation of which an authorized person for the development is a director or employee in his or her professional capacity is an associate corporation of that vendor or contractor or of a holding company of that vendor; 賣方或該項目的承建商屬法團，而該項目的認可人士以其專業身份擔任董事或僱員的法團為該賣方或承建商或該賣方的控權公司的有聯繫法團；	No 否
s.	The vendor or a building contractor for the development is a corporation, and that contractor is an associate corporation of that vendor or of a holding company of that vendor. 賣方或該項目的承建商屬法團，而該承建商屬該賣方或該賣方的控權公司的有聯繫法團。	Yes ³ 是 ³

- ^{1.}

A partner of vendor’s solicitor, Messrs. Woo Kwan Lee & Lo, is a director and an immediate family member of a director of the vendor and all its holding companies.
賣方代表律師胡關李羅律師行合伙人之一為賣方及其所有控權公司的董事及董事的家人。
- ^{2.}

A partner of vendor’s solicitor, Messrs. Woo Kwan Lee & Lo, holds at least 1% of the issued shares in Tai Cheung Holdings Limited.
賣方代表律師胡關李羅律師行合伙人之一持有大昌集團有限公司最少1%的已發行股份。
- ^{3.}

The building contractor, Wang Yip Construction Company Limited, is an associate corporation of the vendor and all its holding companies.
承建商宏業建築有限公司屬於賣方及其所有控權公司的有聯繫法團。

INFORMATION ON DESIGN OF THE DEVELOPMENT

發展項目的設計的資料

There are curtain walls forming part of the enclosing walls of a house.
洋房有幕牆構成圍封牆的一部分。

There is no non-structural prefabricated external wall in this Development.
本發展項目並不會有非結構的預製外牆。

The range of thickness of the curtain walls of the houses:
洋房的幕牆厚度範圍：

The range of thickness of the curtain walls (mm) 幕牆厚度範圍（毫米）
75

The total area of the curtain walls of each house:-
每間洋房的幕牆總面積：

House number 屋號	Total area of curtain walls (sq.m) 幕牆的總面積（平方米）
A	1.156
B	1.255
C	0.850
D	0.678
E	1.262
F	1.088

INFORMATION ON PROPERTY MANAGEMENT

物業管理的資料

Person appointed as the manager of the development
獲委任為發展項目的管理人的人

:

Tai Cheung Management Company Limited
大昌物業管理有限公司

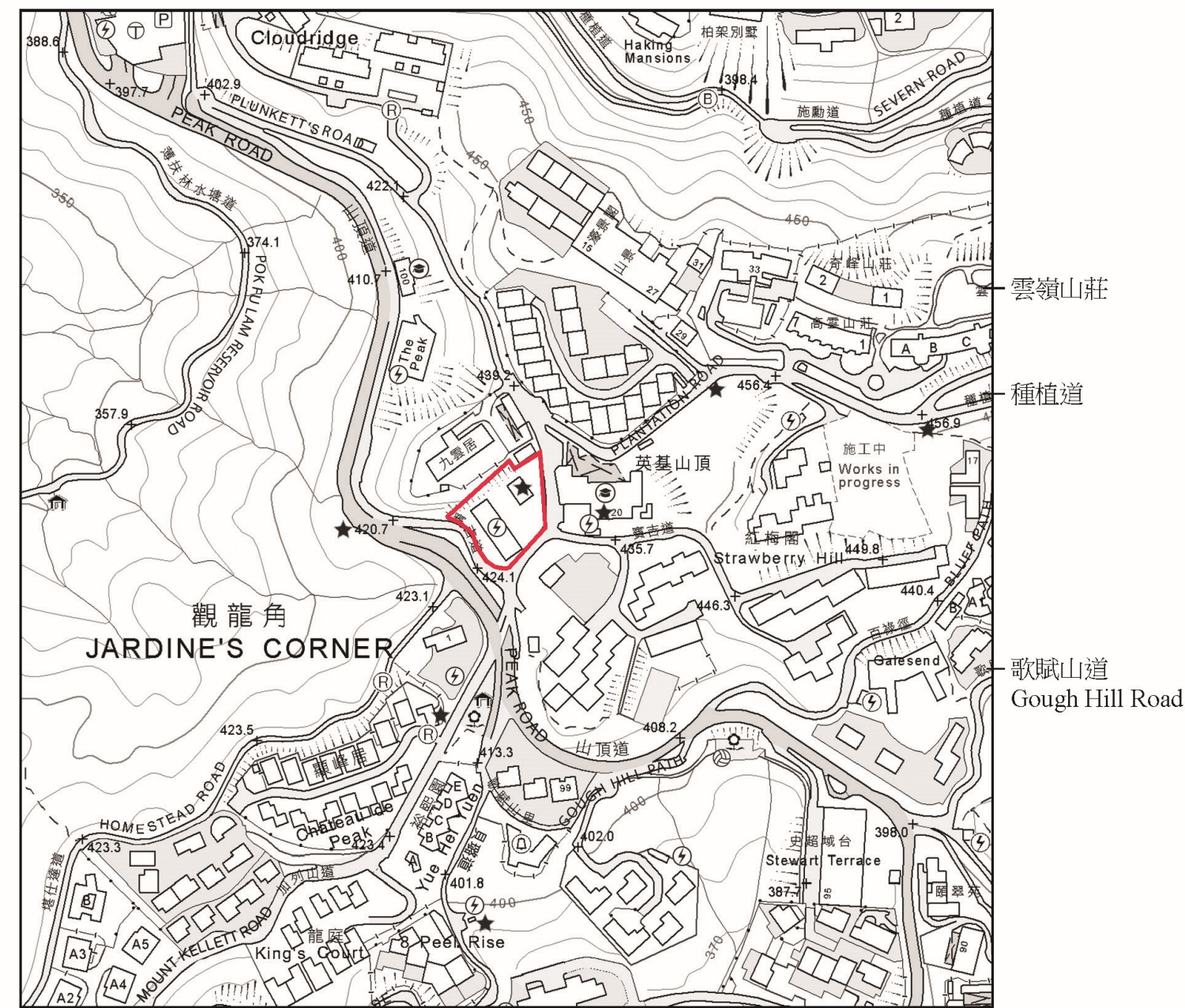
Execution Date of Deed of Mutual Covenant
公契簽立日期

:

26 August 2011
2011 年 8 月 26 日

LOCATION PLAN OF THE DEVELOPMENT

發展項目的所在位置圖



Location of the Development
發展項目的位置

SCALE / 比例 0 50 100 150 200 250m/米


- Fire Station 消防局
- Police Station 警署
- Public Utility Installation 公用事業設施裝置
- School (including kindergarten) 學校 (包括幼稚園)
- Public Convenience 公廁
- Public Carpark (including lorry park)
公眾停車場 (包括貨車停泊處)
- Public Transport Terminal (including rail station)
公共交通總站 (包括鐵路車站)
- Power Plant (including electricity sub-stations)
發電廠 (包括電力分站)
- Public Park 公園
- Sports Facilities (including sports ground and swimming pool)
體育設施 (包括運動場及游泳池)
- Refuse Collection Point 垃圾收集站

Notes 備註：

- This Map is provided by the Hong Kong GeoData Store and intellectual property rights are owned by the Government of the HKSAR.
地圖由香港地理數據站提供，香港特別行政區政府為知識產權擁有人。
- This location plan is prepared by the Vendor with reference to the Digital Topographic Map No. T11-SW-C dated 13 February 2025 and T11-SW-D dated 27 March 2025 from Survey and Mapping Office of the Lands Department, with adjustments where necessary.
此位置圖是由賣方擬備並參考地政總署測繪處於2025年2月13日出版之數碼地形圖，圖幅編號T11-SW-C，和2025年3月27日出版之數碼地形圖，圖幅編號T11-SW-D，並經修正處理。
- Due to technical reasons, this Location Plan has shown more than the area required under the Residential Properties (First-hand Sales) Ordinance.
因技術原因，本位置圖所顯示的範圍多於《一手住宅物業銷售條例》所要求顯示的範圍。

AERIAL PHOTOGRAPH OF THE DEVELOPMENT 發展項目的鳥瞰照片



 Location of the Development
發展項目的位置

Adopted from part of the Aerial Photograph taken by the Survey and Mapping Office of Lands Department at a flying height of 6,000 feet, Photo No. E227039C, dated 7th August 2024.
摘錄自地政總署測繪處於2024年8月7日在6,000呎飛行高度拍攝之航空照片之部份，編號為E227039C。

Survey and Mapping Office, Lands Department, The Government of the HKSAR © Copyright reserved – reproduction by permission only.
香港特別行政區政府地政總署測繪處©版權所有，未經許可，不得複製。


- Notes:
- 1. The above Aerial Photograph is available for free inspection during normal office hours at the sales office.
 - 2. Due to technical limitations, the area displayed in this Aerial Photograph is more than that required by the Residential Properties (First-hand Sales) Ordinance.
- 備註：
- 1. 上述鳥瞰照片現存於售樓處，於正常辦公時間，可供免費查閱。
 - 2. 由於技術限制，此鳥瞰照片所顯示的範圍多於《一手住宅物業銷售條例》所要求顯示的範圍。

AERIAL PHOTOGRAPH OF THE DEVELOPMENT

發展項目的鳥瞰照片



This blank area
falls outside the
coverage of the
aerial photograph
鳥瞰照片並不
覆蓋本空白範圍

 Location of the Development
發展項目的位置

Adopted from part of the Aerial Photograph taken by the Survey and Mapping Office of Lands Department at a flying height of 6,000 feet, Photo No. E227038C, dated 7th August 2024.
摘錄自地政總署測繪處於2024年8月7日在6,000呎飛行高度拍攝之航空照片之部份，編號為E227038C。

Survey and Mapping Office, Lands Department, The Government of the HKSAR © Copyright reserved – reproduction by permission only.
香港特別行政區政府地政總署測繪處©版權所有，未經許可，不得複製。


- Notes:
- 1. The above Aerial Photograph is available for free inspection during normal office hours at the sales office.
 - 2. Due to technical limitations, the area displayed in this Aerial Photograph is more than that required by the Residential Properties (First-hand Sales) Ordinance.
- 備註：
- 1. 上述鳥瞰照片現存於售樓處，於正常辦公時間，可供免費查閱。
 - 2. 由於技術限制，此鳥瞰照片所顯示的範圍多於《一手住宅物業銷售條例》所要求顯示的範圍。

AERIAL PHOTOGRAPH OF THE DEVELOPMENT

發展項目的鳥瞰照片



This blank area falls outside the coverage of the aerial photograph
鳥瞰照片並不覆蓋本空白範圍

 Location of the Development
發展項目的位置

Adopted from part of the Aerial Photograph taken by the Survey and Mapping Office of Lands Department at a flying height of 6,000 feet, Photo No. E226840C, dated 7th August 2024.
摘錄自地政總署測繪處於2024年8月7日在6,000呎飛行高度拍攝之航空照片之部份，編號為E226840C。

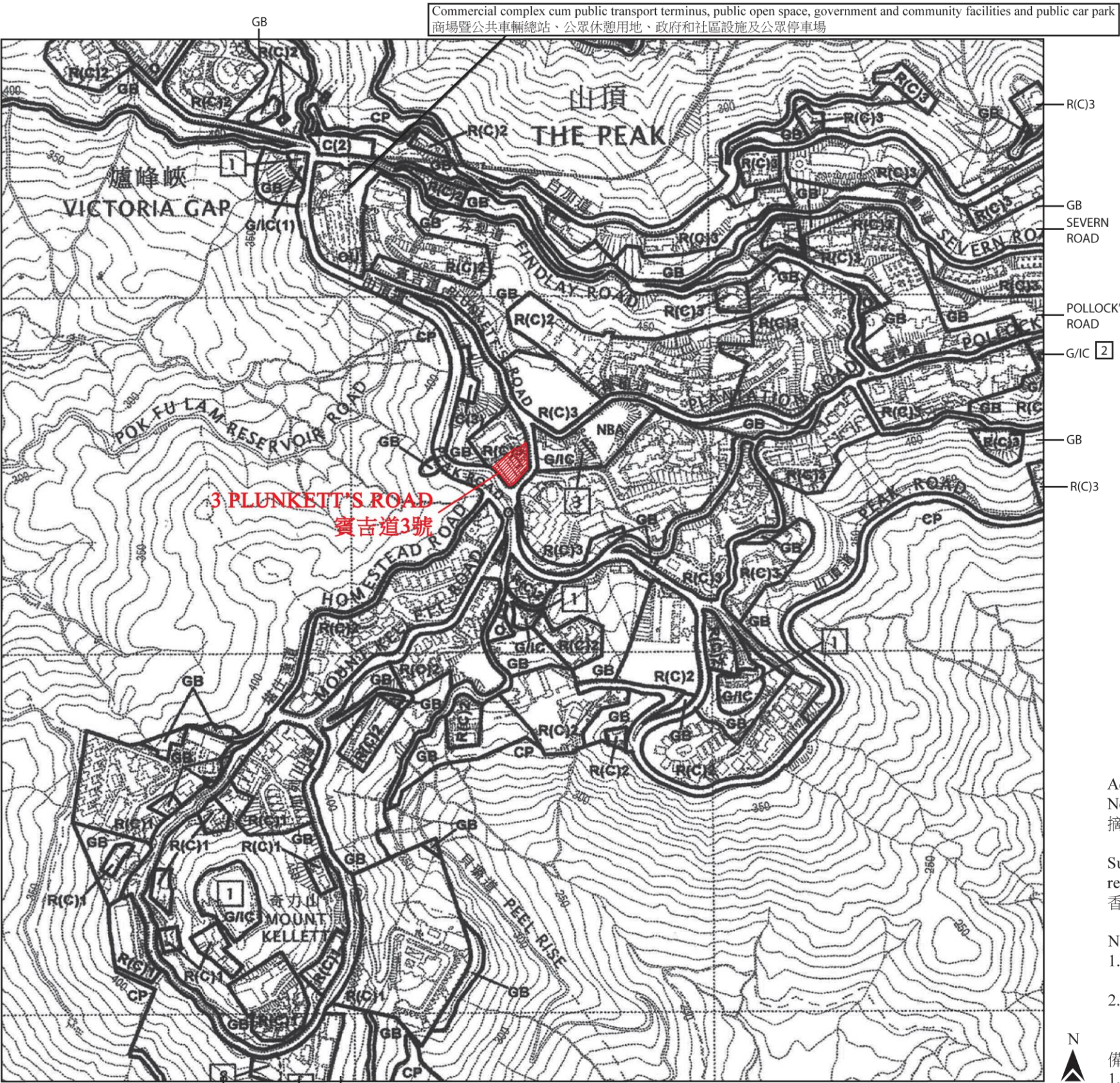
Survey and Mapping Office, Lands Department, The Government of the HKSAR © Copyright reserved – reproduction by permission only.
香港特別行政區政府地政總署測繪處©版權所有，未經許可，不得複製。

- Notes:
1. The above Aerial Photograph is available for free inspection during normal office hours at the sales office.
 2. Due to technical limitations, the area displayed in this Aerial Photograph is more than that required by the Residential Properties (First-hand Sales) Ordinance.
- 備註：
1. 上述鳥瞰照片現存於售樓處，於正常辦公時間，可供免費查閱。
 2. 由於技術限制，此鳥瞰照片所顯示的範圍多於《一手住宅物業銷售條例》所要求顯示的範圍。

This is a blank page.
此乃空白頁。

OUTLINE ZONING PLAN RELATING TO THE DEVELOPMENT

關乎發展項目的分區計劃大綱圖



Scale/比例：0 100 200 300 400 500M/米

Location of the Development
發展項目的位置

ZONES

COMMERCIAL
RESIDENTIAL (GROUP B)
RESIDENTIAL (GROUP C)
GOVERNMENT, INSTITUTION OR COMMUNITY
OPEN SPACE
OTHER SPECIFIED USES
GREEN BELT
COUNTRY PARK

COMMUNICATIONS

MAJOR ROAD AND JUNCTION

MISCELLANEOUS

BOUNDARY OF PLANNING SCHEME
BOUNDARY OF COUNTRY PARK
BUILDING HEIGHT CONTROL ZONE BOUNDARY
MAXIMUM BUILDING HEIGHT
(IN METRES ABOVE PRINCIPAL DATUM)
MAXIMUM BUILDING HEIGHT
(IN NUMBER OF STOREYS)
PETROL FILLING STATION
NON-BUILDING AREA

NOTATION 圖例

C
R(B)
R(C)
G/I/C
O
OU
GB
CP

地帶

商業
住宅（乙類）
住宅（丙類）
政府、機構或社區
休憩用地
其它指定用途
綠化地帶
郊野公園

交通

主要道路及路口

其它

— · —
— · —
— · —
△
2
P F S
NBA

規劃範圍界線
郊野公園界線
建築物高度管制區界線
最高建築物高度
(在主水平基準上若干米)
最高建築物高度(樓層數目)
加油站
非建築用地

Adopted from part of the approved The Peak Area (Hong Kong Planning Area No.14) Outline Zoning Plan, Plan No. S/H14/13, gazetted on 6 April 2018.
摘錄自2018年4月6日刊憲之山頂區(港島規劃區第14區)分區計劃大綱核准圖，圖則編號為S/H14/13。

Survey and Mapping Office, Lands Department, The Government of the HKSAR © Copyright reserved - reproduction by permission only.
香港特別行政區政府地政總署測繪處©版權所有，未經許可，不得複製。

Notes:

1. Due to technical reasons, this Outline Zoning Plan has shown more than the area required under the Residential Properties (First-hand Sales) Ordinance.
2. The latest updated version of Outline Zoning Plan at the date of printing of the sales brochure is available for free inspection during normal office hours at the sales office.

備註：

1. 由於技術原因，此分區計劃大綱圖所顯示的範圍多於《一手住宅物業銷售條例》要求顯示的範圍。
2. 在印刷售樓說明書當日適用的最近更新版本分區計劃大綱圖可於售樓處開放時間內免費查閱。

LAYOUT PLAN OF THE DEVELOPMENT
發展項目的佈局圖



FLOOR PLANS OF RESIDENTIAL PROPERTIES IN THE DEVELOPMENT

發展項目中的住宅物業的樓面平面圖

House A 洋房 A



備註：

1. 因住宅物業的較高樓層的結構牆的厚度遞減，較高樓層的內部面積，一般比較低樓層的內部面積稍大。
2. 樓面平面圖所列之尺寸為以毫米標示之建築結構尺寸。

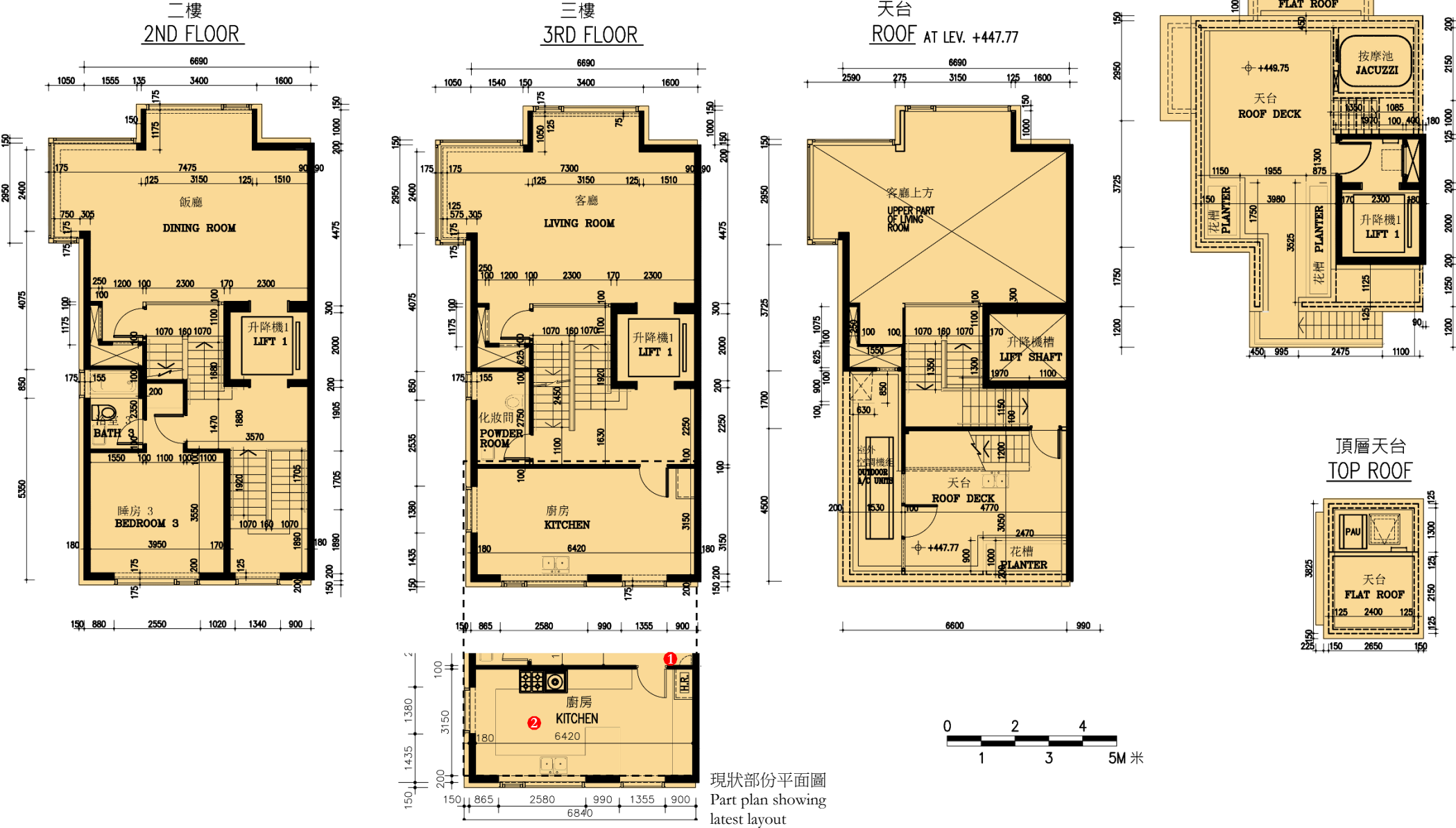
Notes :

1. The internal areas of the residential properties on the upper floors will generally be slightly larger than those on the lower floors because of the reducing thickness of the structural walls on the upper floors.
2. The dimensions in the floor plans are all structural dimensions in millimeter.

FLOOR PLANS OF RESIDENTIAL PROPERTIES IN THE DEVELOPMENT

發展項目中的住宅物業的樓面平面圖

House A 洋房 A



此部份因在發展項目落成後進行小型工程或獲《建築物條例》豁免的工程而有所改動，現狀請參閱有關平面圖。該等改動如下：

This part of layout has been altered by way of minor works or exempted building works under the Buildings Ordinance after completion of the development, the latest condition of which is shown on the relevant floor plan. The alterations are as follows:

1. 新增掩門。
New swing door has been added.
2. 更新廚房裝置佈局。
The layout of kitchen configuration has been updated.

	House A 洋房 A	Carpark Floor 泊車層	Mezzanine Floor 閣樓層	Ground Floor 地下	First Floor 一樓	Second Floor 二樓	Third Floor 三樓
The floor-to-floor height of the residential property (mm) 住宅物業的層與層之間的高度(毫米)		3150	3150	3400	4500 (Master Bedroom 主人睡房) 3170 (Master Bathroom 主人浴室)	3400 (Dining Room 飯廳) 3200 (Bedroom 3 睡房 3)	4400 (Living Room 客廳) 3950 (Kitchen 廚房)
The thickness of the floor slabs (excluding plaster) of the residential property (mm) 住宅物業的樓板(不包括灰泥)的厚度(毫米)		150	150	150	250	250	250

FLOOR PLANS OF RESIDENTIAL PROPERTIES IN THE DEVELOPMENT

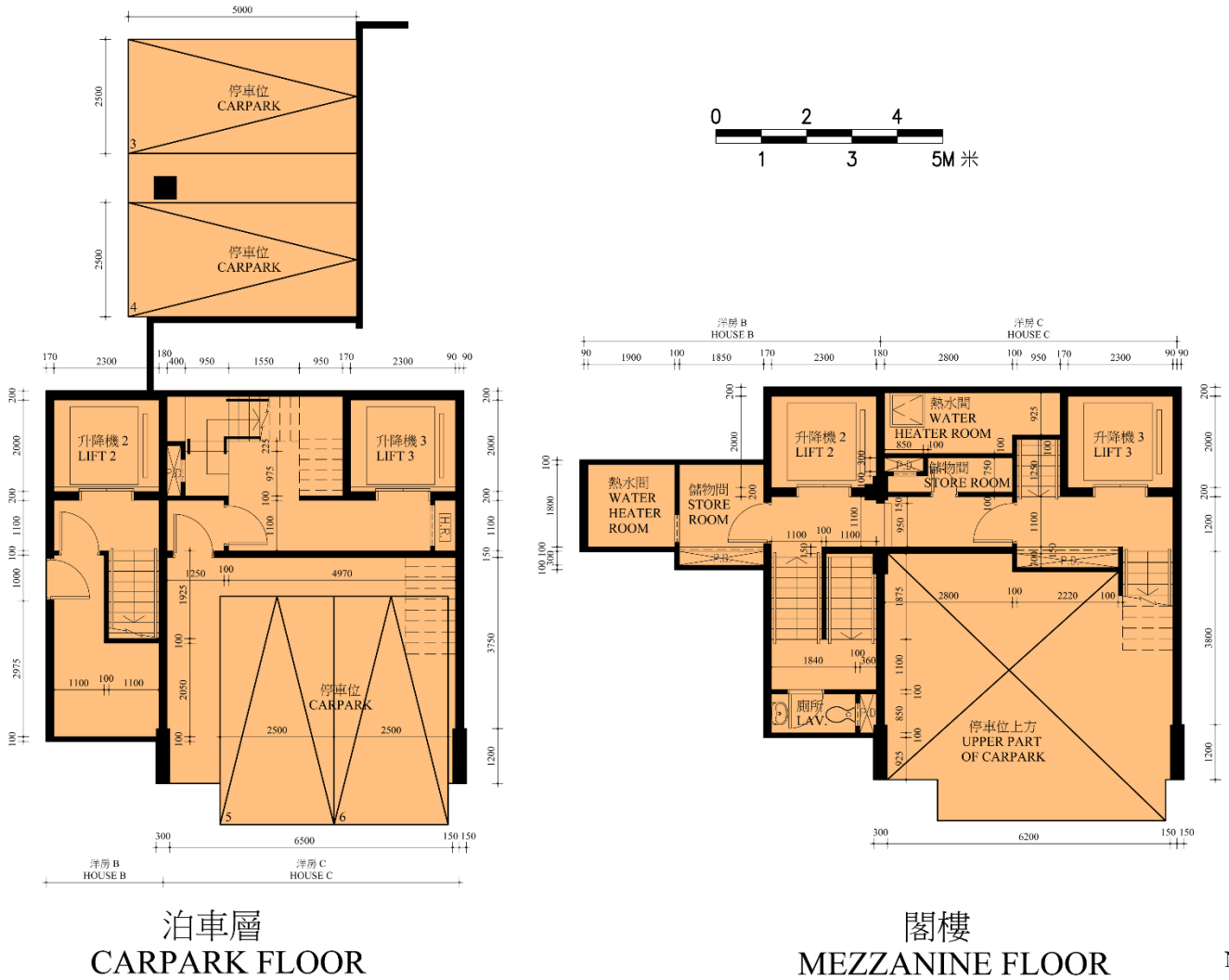
發展項目中的住宅物業的樓面平面圖

House B and C – Latest Approved Building Plans

洋房 B 及 C – 最新審批建築圖則

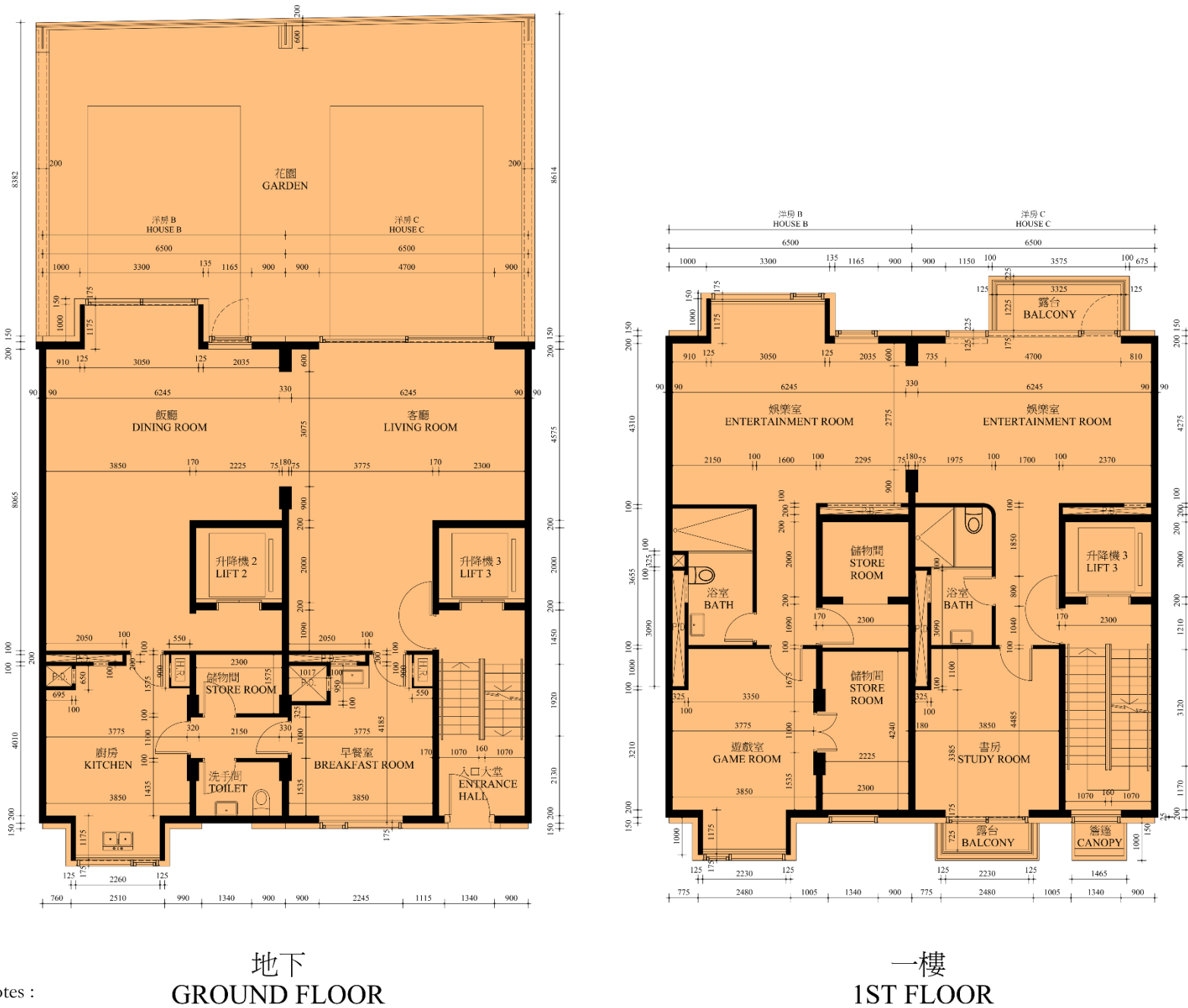
Note:
The floor plans on this page are prepared based on the latest building plans approved by the Building Authority on 14 December 2021 (the “Latest Approved Building Plans”). The building works and alterations as exhibited in such Latest Approved Building Plans have not been commenced as at the date of printing of this Sales Brochure. Please refer to pages 20 to 23 of the Sales Brochure for the previous building plans approved by the Building Authority on 20 December 2007 of the relevant residential property which show the condition of the relevant residential property when the building works and alterations as exhibited in the Latest Approved Building Plans have not been commenced.

備註：
本頁所示的樓面平面圖是根據由建築事務監督於2021年12月14日審批的最新建築圖則制訂（「最新審批建築圖則」）。有關最新審批建築圖則所顯示的建築工程及改動於本售樓說明書印制當日並未開始動工。就相關指明住宅單位根據建築事務監督於2007年12月20日審批的建築圖則，請參閱本售樓說明書的第20頁至第23頁，當中顯示相關指明住宅單位根據最新審批建築圖則的建築工程及改動並未開始動工前的狀況。



備註：

1. 因住宅物業的較高樓層的結構牆的厚度遞減，較高樓層的內部面積，一般比較低樓層的內部面積稍大。
2. 樓面平面圖所列之尺寸為以毫米標示之建築結構尺寸。
3. 原本稱為「天台」之樓層在是次最新審批建築圖則上改稱為「三樓上層」；原本稱為「上層天台」之樓層在是次最新審批建築圖則上改稱為「天台」。



Notes :

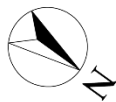
1. The internal areas of the residential properties on the upper floors will generally be slightly larger than those on the lower floors because of the reducing thickness of the structural walls on the upper floors.
2. The dimensions in the floor plans are all structural dimensions in millimeter.
3. The original floor level named “Roof” is renamed as “3rd Floor Upper Part” in this latest approved building plans; the original floor level named “Upper Roof” is renamed as “Roof” in this latest approved building plans.

FLOOR PLANS OF RESIDENTIAL PROPERTIES IN THE DEVELOPMENT

發展項目中的住宅物業的樓面平面圖

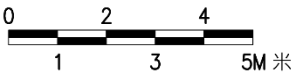
House B and C – Latest Approved Building Plans

洋房 B 及 C – 最新審批建築圖則

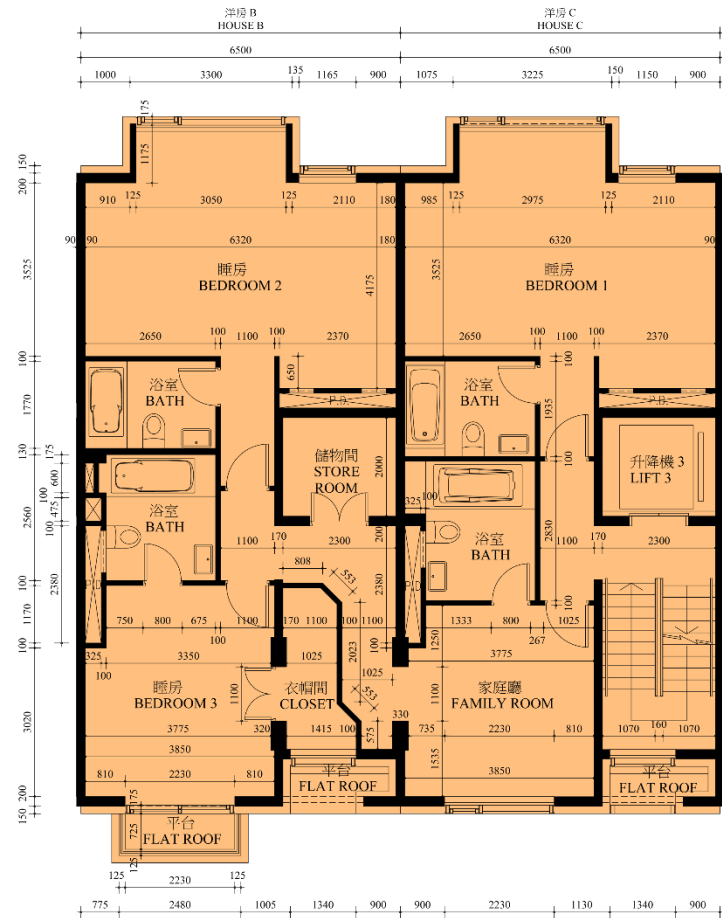
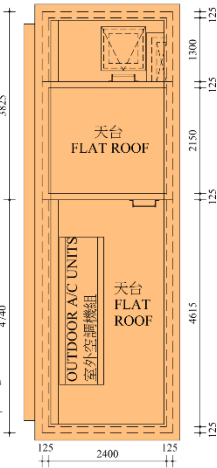


Note:
The floor plans on this page are prepared based on the latest building plans approved by the Building Authority on 14 December 2021 (the “Latest Approved Building Plans”). The building works and alterations as exhibited in such Latest Approved Building Plans have not been commenced as at the date of printing of this Sales Brochure. Please refer to pages 20 to 23 of the Sales Brochure for the previous building plans approved by the Building Authority on 20 December 2007 of the relevant residential property which show the condition of the relevant residential property when the building works and alterations as exhibited in the Latest Approved Building Plans have not been commenced.

備註：
本頁所示的樓面平面圖是根據由建築事務監督於2021年12月14日審批的最新建築圖則制訂（「最新審批建築圖則」）。有關最新審批建築圖則所顯示的建築工程及改動於本售樓說明書印制當日並未開始動工。就相關指明住宅單位根據建築事務監督於2007年12月20日審批的建築圖則，請參閱本售樓說明書的第20頁至第23頁，當中顯示相關指明住宅單位根據最新審批建築圖則的建築工程及改動並未開始動工前的狀況。

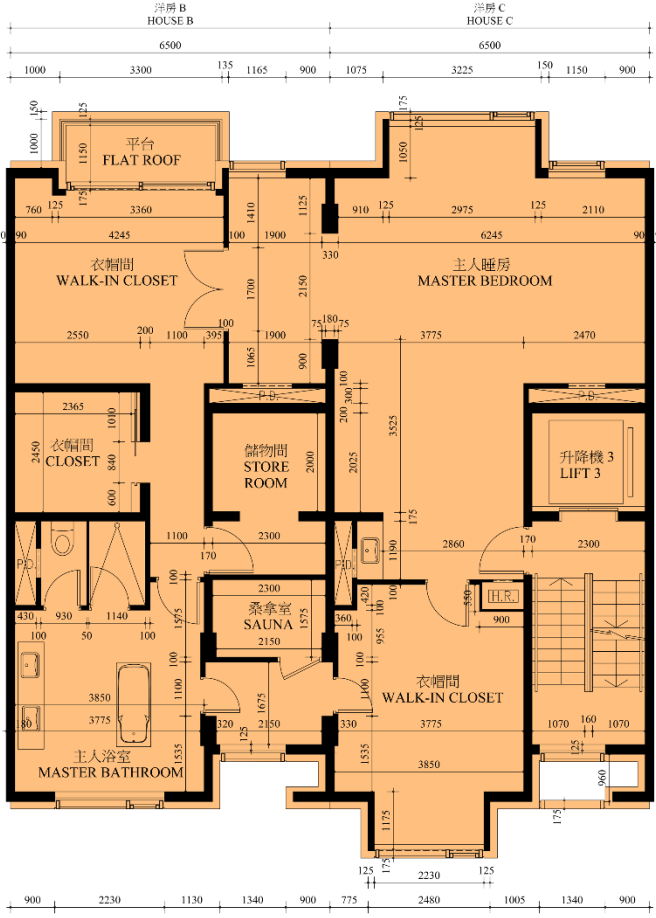


頂層天台
TOP ROOF



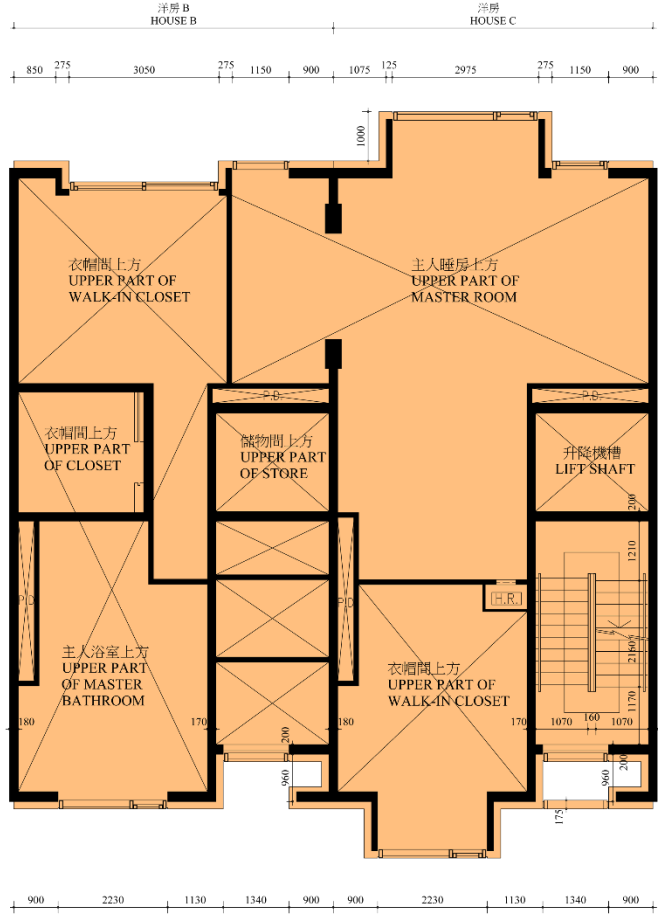
二樓
2ND FLOOR

House B and C
洋房 B 及 C

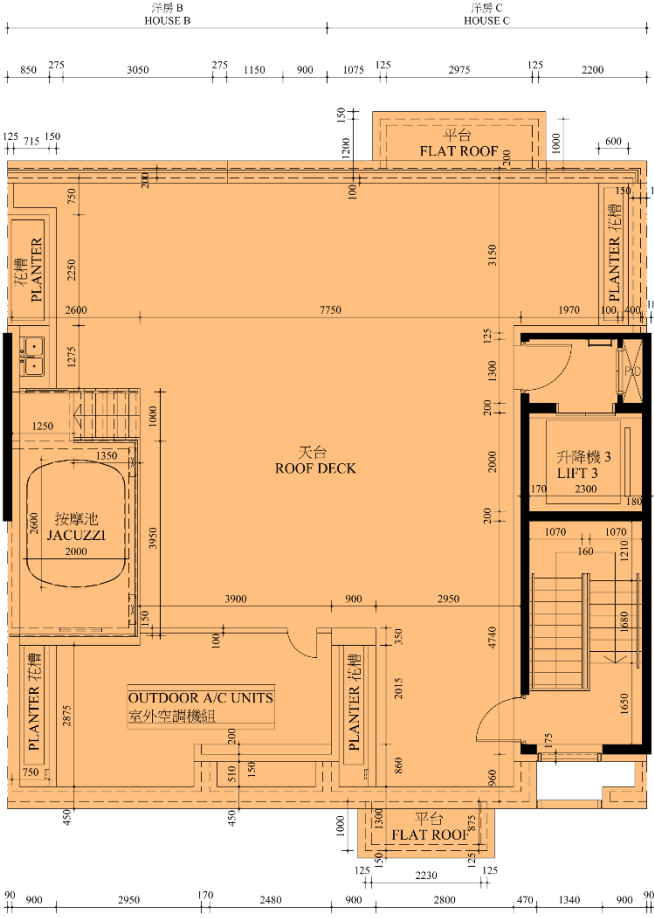


三樓
3RD FLOOR

Carpark Floor
泊車層



三樓上層
3RD FLOOR UPPER PART



天台
ROOF FLOOR

The floor-to-floor height of the residential property (mm)
住宅物業的層與層之間的高度(毫米)

3325 (House B 洋房 B)
3150 (House C 洋房 C)

3150

4500

3400

3400

4400

The thickness of the floor slabs (excluding plaster) of the residential property (mm)
住宅物業的樓板(不包括灰泥)的厚度(毫米)

150

150

150

250

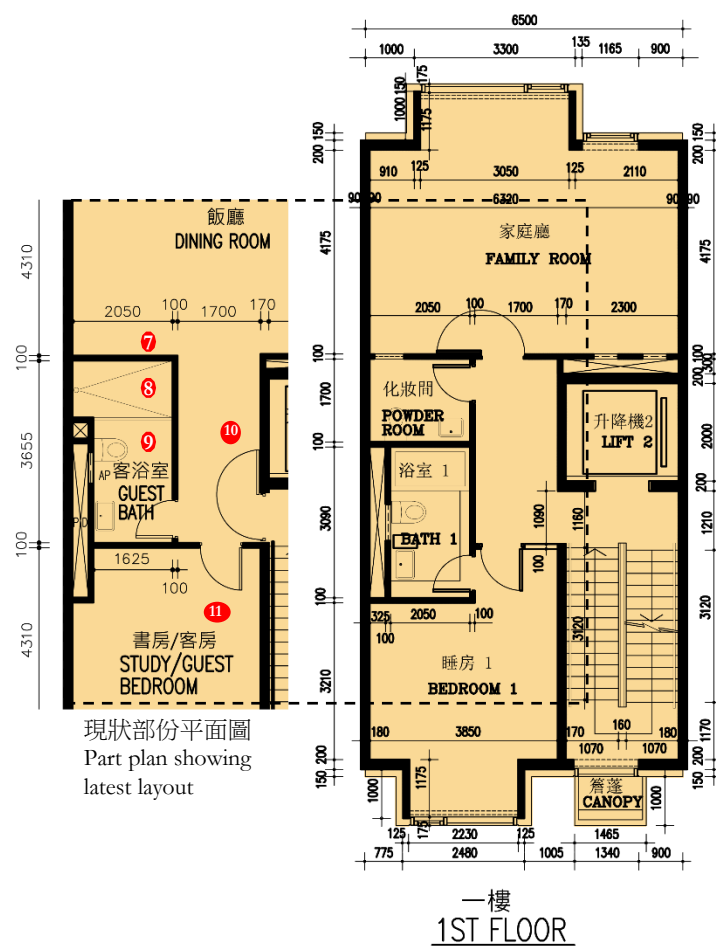
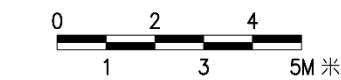
250

250

FLOOR PLANS OF RESIDENTIAL PROPERTIES IN THE DEVELOPMENT

發展項目中的住宅物業的樓面平面圖

House B 洋房 B



此部份因在發展項目落成後進行小型工程或獲《建築物條例》豁免的工程而有所改動，現狀請參閱有關平面圖。該等改動如下：
This part of layout has been altered by way of minor works or exempted building works under the Buildings Ordinance after completion of the development, the latest condition of which is shown on the relevant floor plan. The alterations are as follows:

1. 廁所門移位。
Door at lavatory has been shifted.
2. 改動廁所的間隔及佈局。
The layout and partition of the lavatory has been amended.
3. 改動門戶位置。
Location of door has been altered.
4. 新增掩門。
New swing door has been added.
5. 改動管道槽佈局。
The layout of pipe duct has been altered.
6. 更新廚房裝置佈局。
The layout of kitchen configuration has been updated.
7. 家庭廳改為飯廳，移除掩門。
Family Room has been changed to Dining Room, swing door has been removed.
8. 移除化妝間。
Powder Room has been omitted.
9. 原化妝間及原浴室1合併為客浴室，改動客浴室的佈局、間隔、門及裝置。
The original Powder Room and original Bathroom 1 has been combined as Guest Bathroom. The layout, partition, door and fittings of Guest Bathroom has been amended.
10. 新增掩門。
New swing door has been added.
11. 睡房1改為書房/客房，改動書房/客房的間隔及門戶位置。
Bedroom 1 has been changed to Study/Guest Bedroom. The partition of Study/Guest Bedroom and the location of door has been altered.

備註：

1. 因住宅物業的較高樓層的結構牆的厚度遞減，較高樓層的內部面積，一般比較低樓層的內部面積稍大。
2. 樓面平面圖所列之尺寸為以毫米標示之建築結構尺寸。

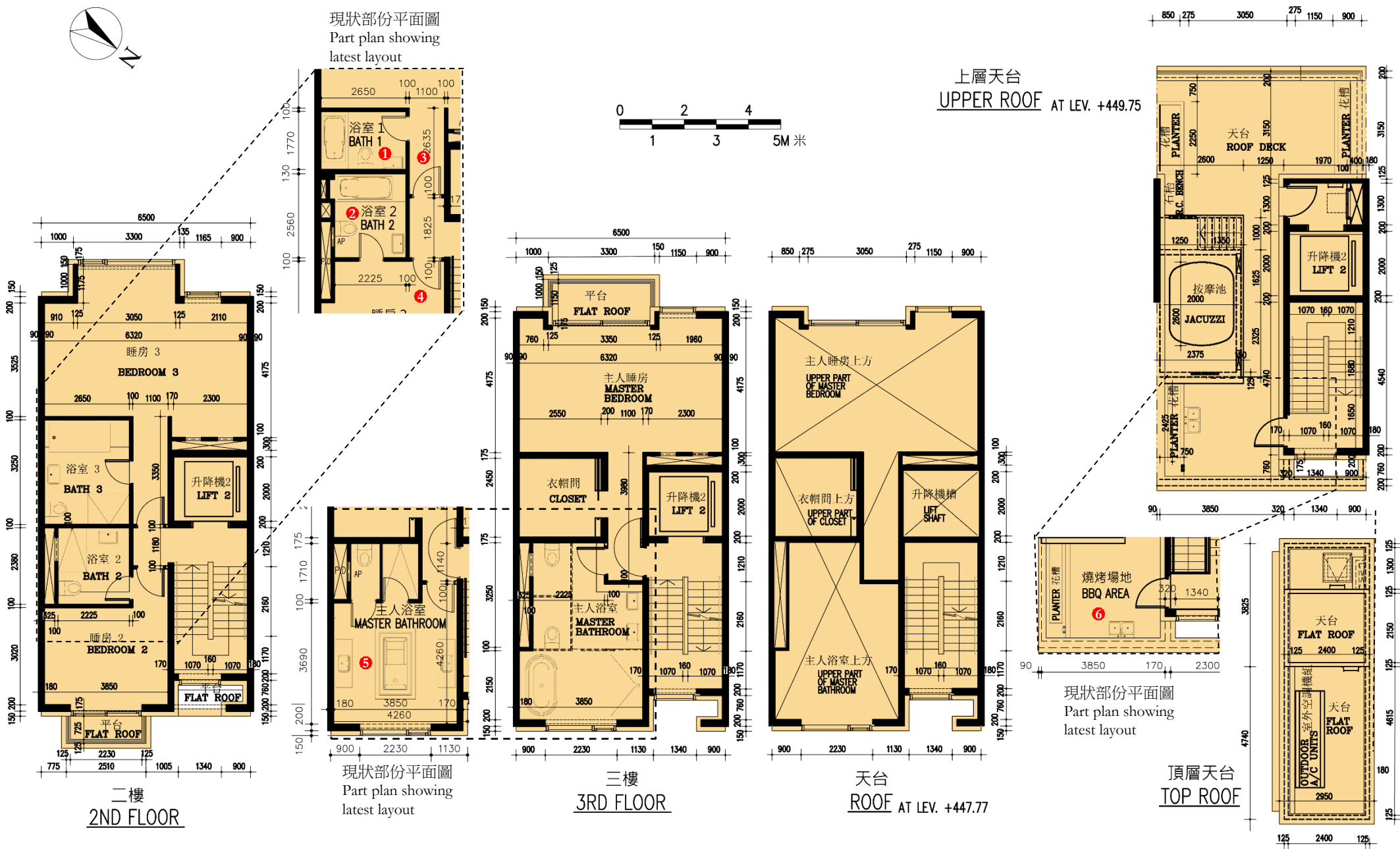
Notes :

1. The internal areas of the residential properties on the upper floors will generally be slightly larger than those on the lower floors because of the reducing thickness of the structural walls on the upper floors.
2. The dimensions in the floor plans are all structural dimensions in millimeter.

FLOOR PLANS OF RESIDENTIAL PROPERTIES IN THE DEVELOPMENT

發展項目中的住宅物業的樓面平面圖

House B 洋房 B



此部份因在發展項目落成後進行小型工程或獲《建築物條例》豁免的工程而有所改動，現狀請參閱有關平面圖。該等改動如下：
This part of layout has been altered by way of minor works or exempted building works under the Buildings Ordinance after completion of the development, the latest condition of which is shown on the relevant floor plan. The alterations are as follows:

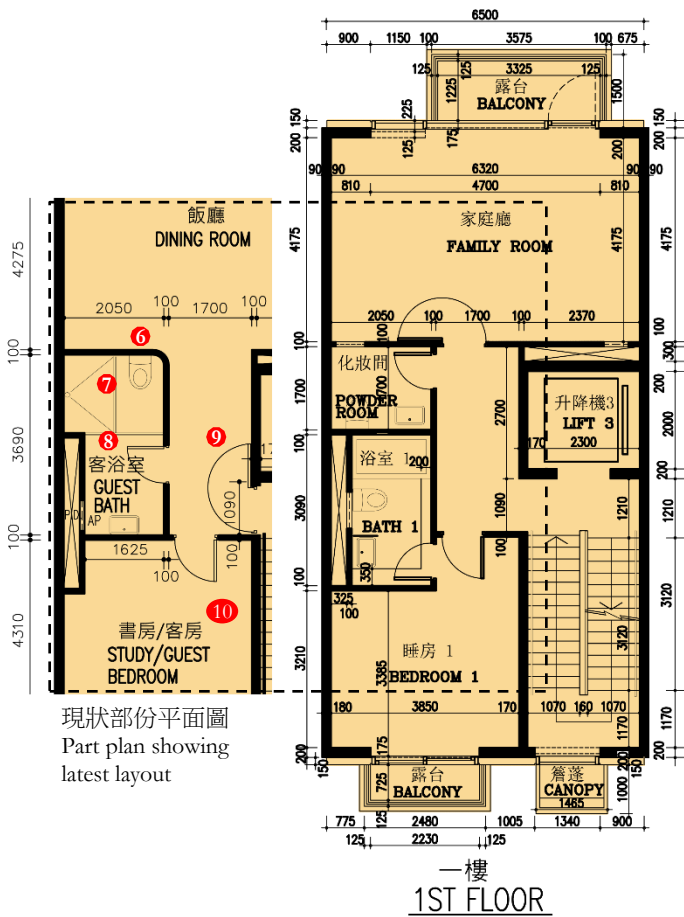
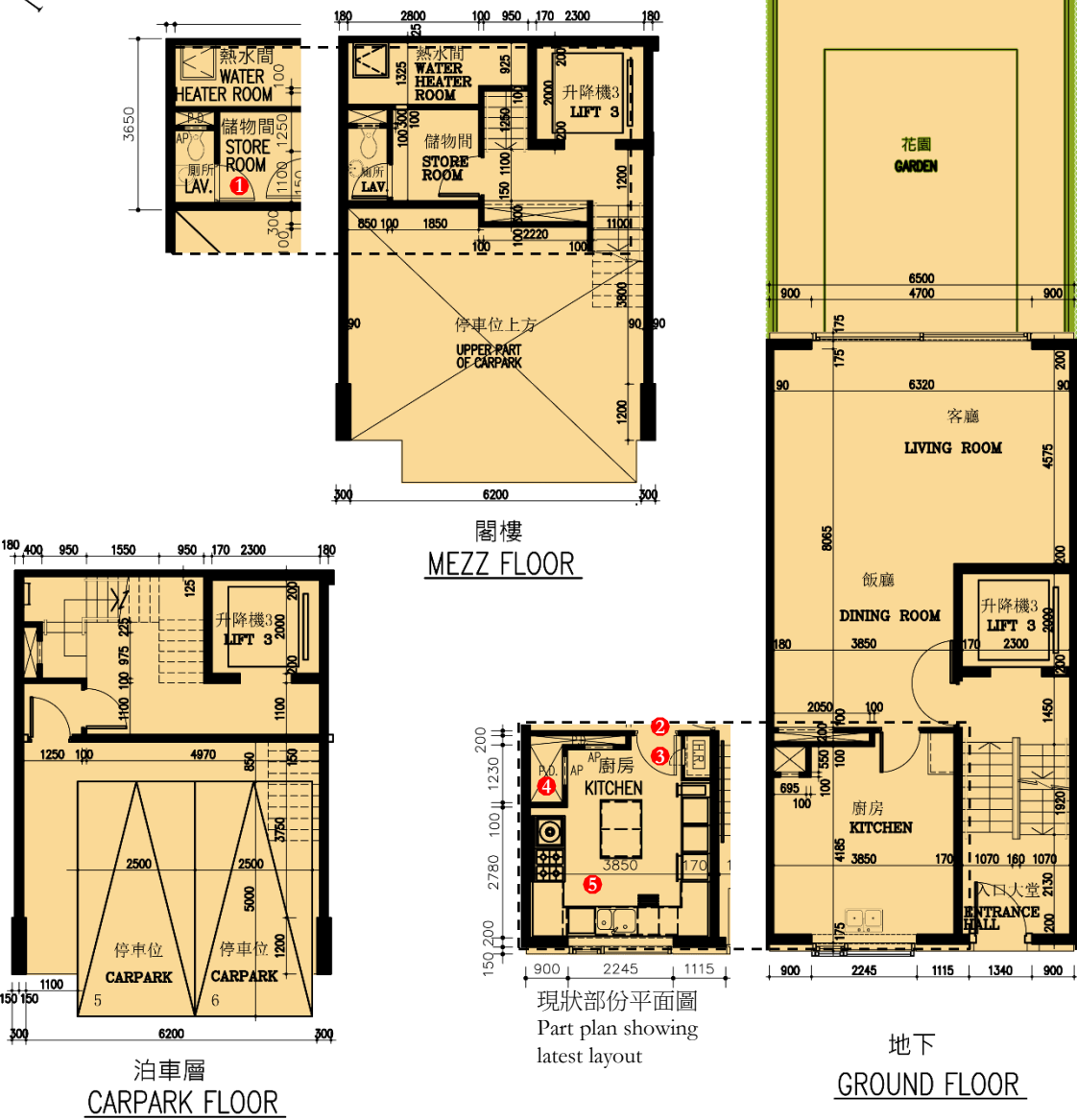
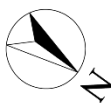
- 浴室3改為浴室1，改動浴室1的佈局、間隔、門及裝置。新增浴缸。
Bathroom 3 has been changed to Bathroom 1, the layout, partition, door and fittings of the Bathroom 1 has been amended. New bathtub has been added.
- 改動浴室2的佈局、間隔、門及裝置。擴闊浴室2及新增浴缸。
The layout, partition, door and fittings of the Bathroom 2 has been amended. Enlarge Bathroom 1 and new bathtub has been added.
- 走廊門移位。
Door at corridor has been shifted.
- 改動睡房2佈局及門移位。
The layout and door of bedroom 2 has been amended.
- 改動主人浴室的佈局、間隔、門及裝置。
The layout, partition, door and fittings of the Master Bathroom has been amended.
- 改動洗手盤位置。
Location of basin has been altered.

House B 洋房 B	Carpark Floor 泊車層	Mezzanine Floor 閣樓層	Ground Floor 地下	First Floor 一樓	Second Floor 二樓	Third Floor 三樓
The floor-to-floor height of the residential property (mm) 住宅物業的層與層之間的高度(毫米)	3325	3150	4500	3400	3400	4400
The thickness of the floor slabs (excluding plaster) of the residential property (mm) 住宅物業的樓板(不包括灰泥)的厚度(毫米)	150	150	150	250	250	250

FLOOR PLANS OF RESIDENTIAL PROPERTIES IN THE DEVELOPMENT

發展項目中的住宅物業的樓面平面圖

House C 洋房C



此部份因在發展項目落成後進行小型工程或獲《建築物條例》豁免的工程而有所改動，現狀請參閱有關平面圖。該等改動如下：
This part of layout has been altered by way of minor works or exempted building works under the Buildings Ordinance after completion of the development, the latest condition of which is shown on the relevant floor plan. The alterations are as follows:

1. 改動門戶開門方向。
Swing direction of door has been altered.
2. 改動門戶位置。
Location of door has been altered.
3. 新增掩門。
New swing door has been added.
4. 改動管道槽佈局。
The layout of pipe duct has been altered.
5. 更新廚房裝置佈局。
The layout of kitchen configuration has been updated.
6. 家庭廳改為飯廳，刪除掩門。
Family Room has been changed to Dining Room, swing door has been removed.
7. 移除化妝間。
Powder Room has been omitted.
8. 原化妝間及原浴室1合併為客浴室，改動客浴室的佈局、間隔、門及裝置。
The original Powder Room and original Bathroom 1 has been combined as Guest Bathroom. The layout, partition, door and fittings of Guest Bathroom has been amended.
9. 新增掩門。
New swing door has been added.
10. 睡房1改為書房/客房，改動書房/客房的間隔及門戶位置。
Bedroom 1 has been changed to Study/Guest Bedroom. The partition of Study/Guest Bedroom and the location of door has been altered.

備註：

1. 因住宅物業的較高樓層的結構牆的厚度遞減，較高樓層的內部面積，一般比較低樓層的內部面積稍大。
2. 樓面平面圖所列之尺寸為以毫米標示之建築結構尺寸。

Notes :

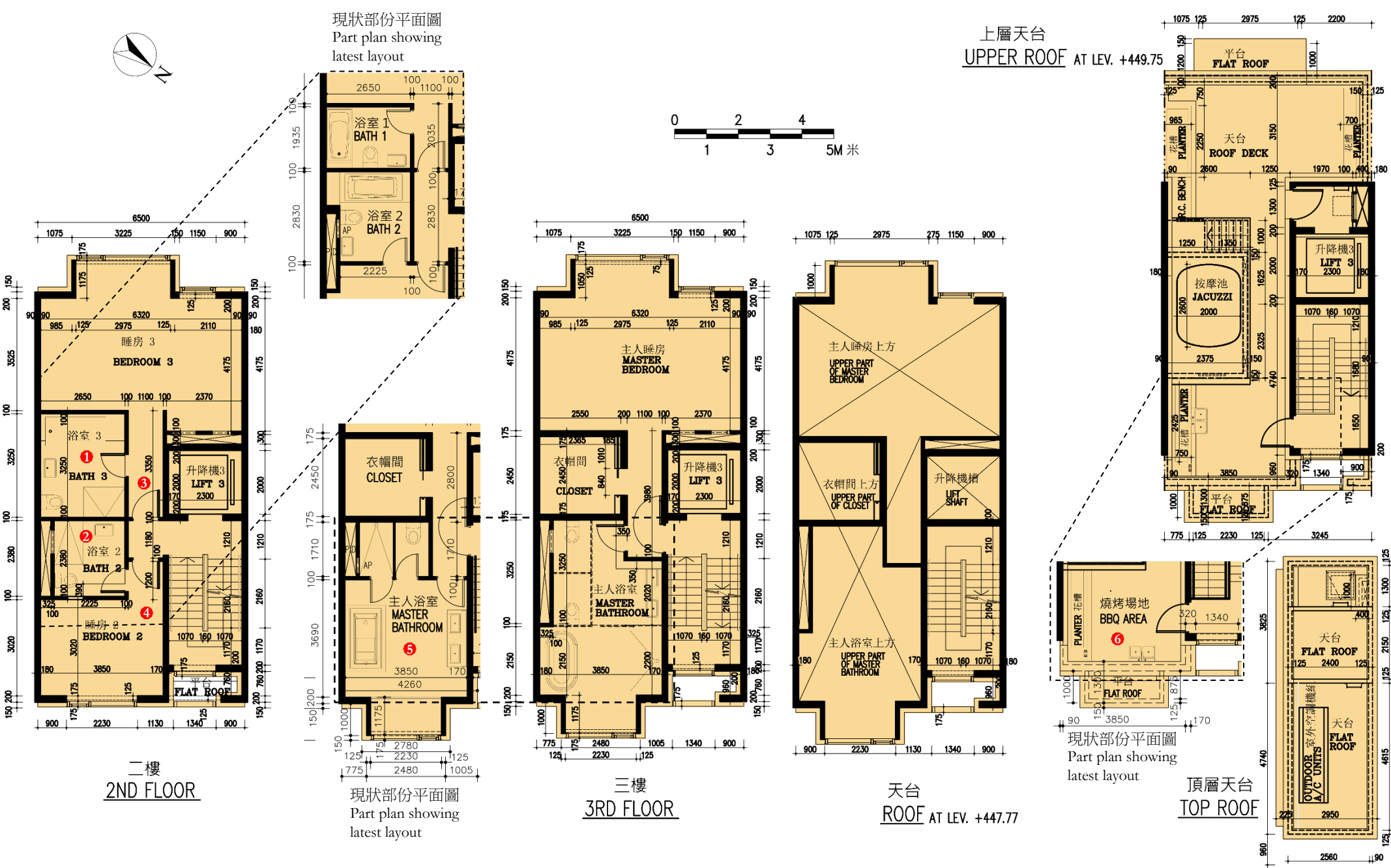
1. The internal areas of the residential properties on the upper floors will generally be slightly larger than those on the lower floors because of the reducing thickness of the structural walls on the upper floors.
2. The dimensions in the floor plans are all structural dimensions in millimeter.

FLOOR PLANS OF RESIDENTIAL PROPERTIES IN THE DEVELOPMENT

發展項目中的住宅物業的樓面平面圖

House C

洋房C



此部份因在發展項目落成後進行小型工程或獲《建築物條例》豁免的工程而有所改動，現狀請參閱有關平面圖。該等改動如下：

This part of layout has been altered by way of minor works or exempted building works under the Buildings Ordinance after completion of the development, the latest condition of which is shown on the relevant floor plan. The alterations are as follows:

- 浴室3改為浴室1，改動浴室1的佈局、間隔、門及裝置。新增浴缸。
Bathroom 3 has been changed to Bathroom 1, the layout, partition, door and fittings of the Bathroom 1 has been amended. New bathtub has been added.
- 改動浴室2的佈局、間隔、門及裝置。擴闊浴室2及新增浴缸。
The layout, partition, door and fittings of the Bathroom 2 has been amended. Enlarge Bathroom 1 and new bathtub has been added.
- 走廊門移位。
Door at corridor has been shifted.
- 改動睡房2佈局及門移位。
The layout and door of bedroom 2 has been amended.
- 改動主人浴室的佈局、間隔、門及裝置。
The layout, partition, door and fittings of the Master Bathroom has been amended.
- 改動洗手盤位置。
Location of basin has been altered.

House C
洋房C

Carpark Floor
泊車層

Mezzanine Floor
閣樓層

Ground Floor
地下

First Floor
一樓

Second Floor
二樓

Third Floor
三樓

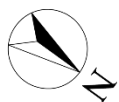
The floor-to-floor height of the residential property (mm) 住宅物業的層與層之間的高度(毫米)	3150	3150	4500	3400	3400	4400
The thickness of the floor slabs (excluding plaster) of the residential property (mm) 住宅物業的樓板(不包括灰泥)的厚度(毫米)	150	150	150	250	250	250

FLOOR PLANS OF RESIDENTIAL PROPERTIES IN THE DEVELOPMENT

發展項目中的住宅物業的樓面平面圖

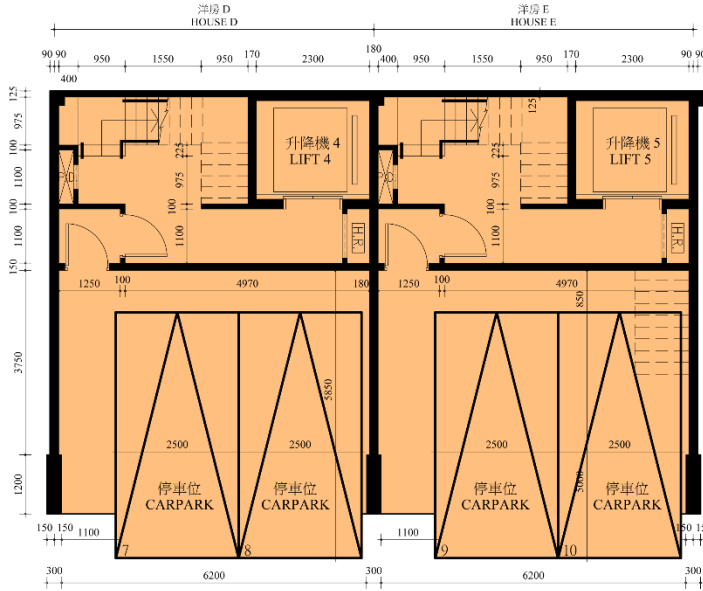
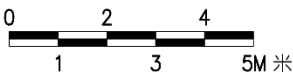
House D and E – Latest Approved Building Plans

洋房D及E – 最新審批建築圖則

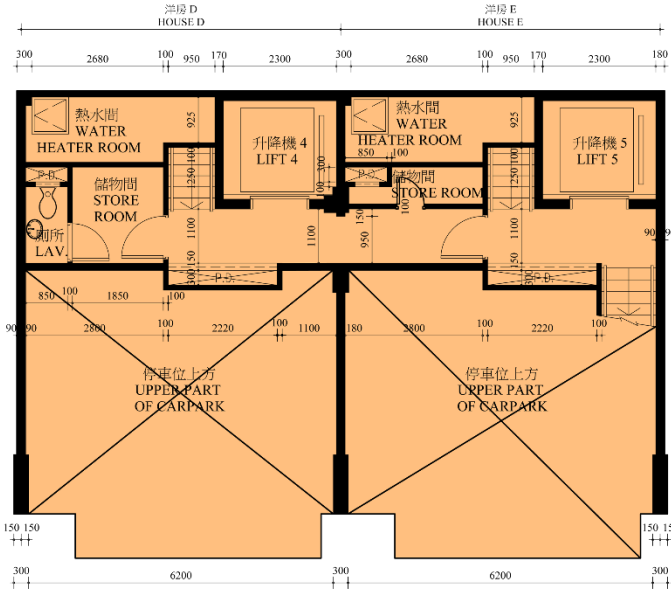


Note:
The floor plans on this page are prepared based on the latest building plans approved by the Building Authority on 14 December 2021 (the “Latest Approved Building Plans”). The building works and alterations as exhibited in such Latest Approved Building Plans have not been commenced as at the date of printing of this Sales Brochure. Please refer to pages 26 to 29 of the Sales Brochure for the previous building plans approved by the Building Authority on 20 December 2007 of the relevant residential property which show the condition of the relevant residential property when the building works and alterations as exhibited in the Latest Approved Building Plans have not been commenced.

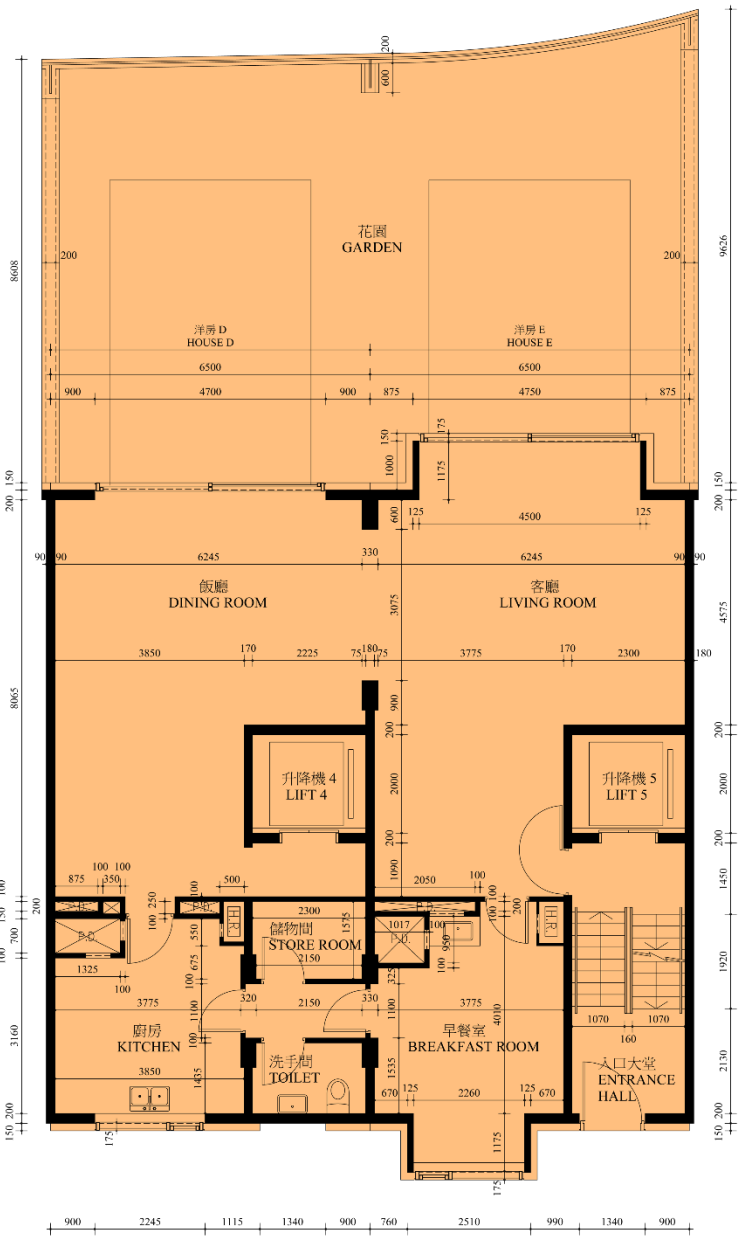
備註：
本頁所示的樓面平面圖是根據由建築事務監督於2021年12月14日審批的最新建築圖則制訂（「最新審批建築圖則」）。有關最新審批建築圖則所顯示的建築工程及改動於本售樓說明書印制當日並未開始動工。就相關指明住宅單位根據建築事務監督於2007年12月20日審批的建築圖則，請參閱本售樓說明書的第26頁至第29頁，當中顯示相關指明住宅單位根據最新審批建築圖則的建築工程及改動並未開始動工前的狀況。



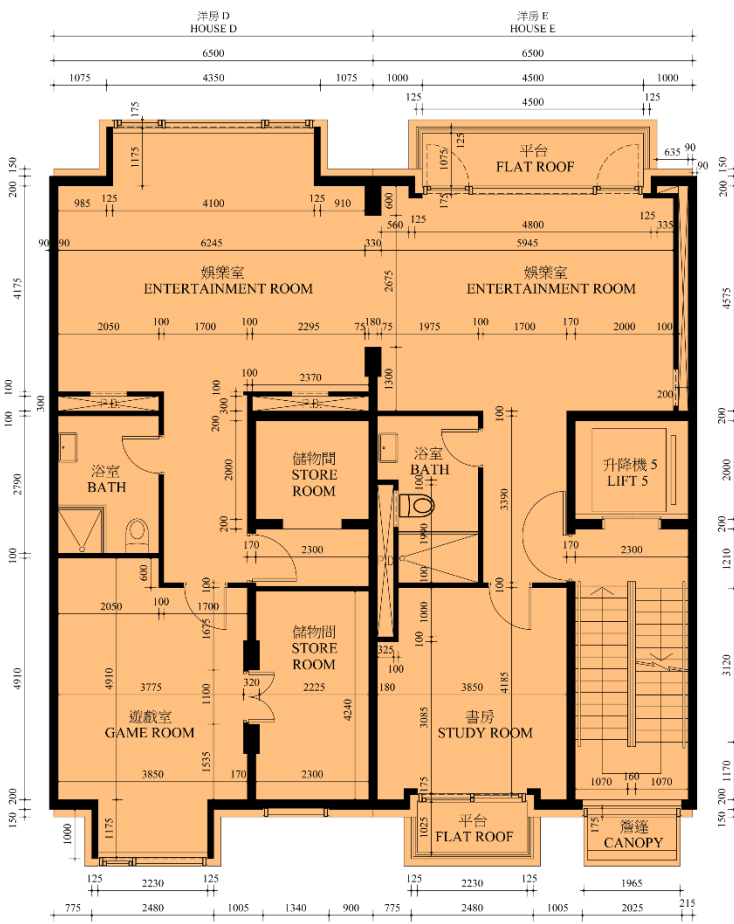
泊車層
CARPARK FLOOR



閣樓
MEZZANINE FLOOR



地下
GROUND FLOOR



一樓
1ST FLOOR

- 備註：
- 因住宅物業的較高樓層的結構牆的厚度遞減，較高樓層的內部面積稍大。
 - 樓面平面圖所列之尺寸為以毫米標示之建築結構尺寸。
 - 原本稱為「天台」之樓層在是次最新審批建築圖則上改稱為「三樓上層」；原本稱為「上層天台」之樓層在是次最新審批建築圖則上改稱為「天台」。

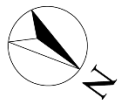
- Notes :
- The internal areas of the residential properties on the upper floors will generally be slightly larger than those on the lower floors because of the reducing thickness of the structural walls on the upper floors.
 - The dimensions in the floor plans are all structural dimensions in millimeter.
 - The original floor level named “Roof” is renamed as “3rd Floor Upper Part” in this latest approved building plans; the original floor level named “Upper Roof” is renamed as “Roof” in this latest approved building plans.

FLOOR PLANS OF RESIDENTIAL PROPERTIES IN THE DEVELOPMENT

發展項目中的住宅物業的樓面平面圖

House D and E – Latest Approved Building Plans

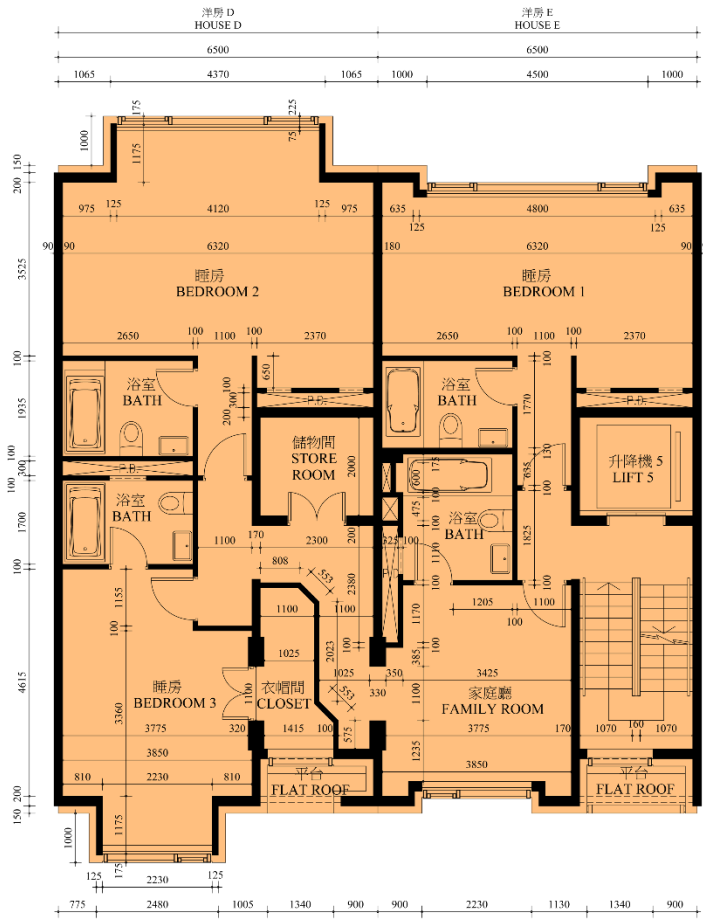
洋房 D 及 E – 最新審批建築圖則



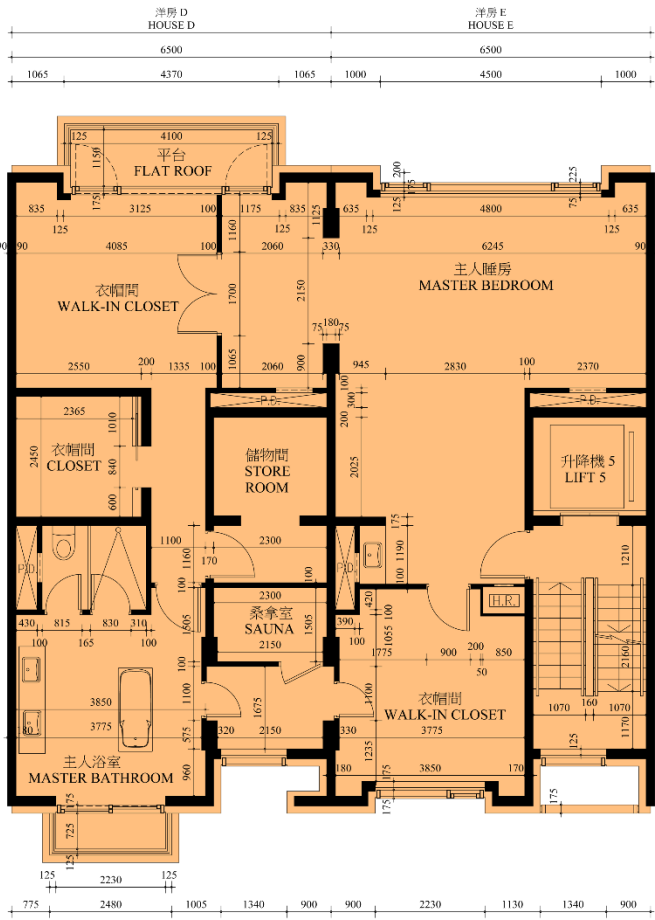
Note:
The floor plans on this page are prepared based on the latest building plans approved by the Building Authority on 14 December 2021 (the “Latest Approved Building Plans”). The building works and alterations as exhibited in such Latest Approved Building Plans have not been commenced as at the date of printing of this Sales Brochure. Please refer to pages 26 to 29 of the Sales Brochure for the previous building plans approved by the Building Authority on 20 December 2007 of the relevant residential property which show the condition of the relevant residential property when the building works and alterations as exhibited in the Latest Approved Building Plans have not been commenced.



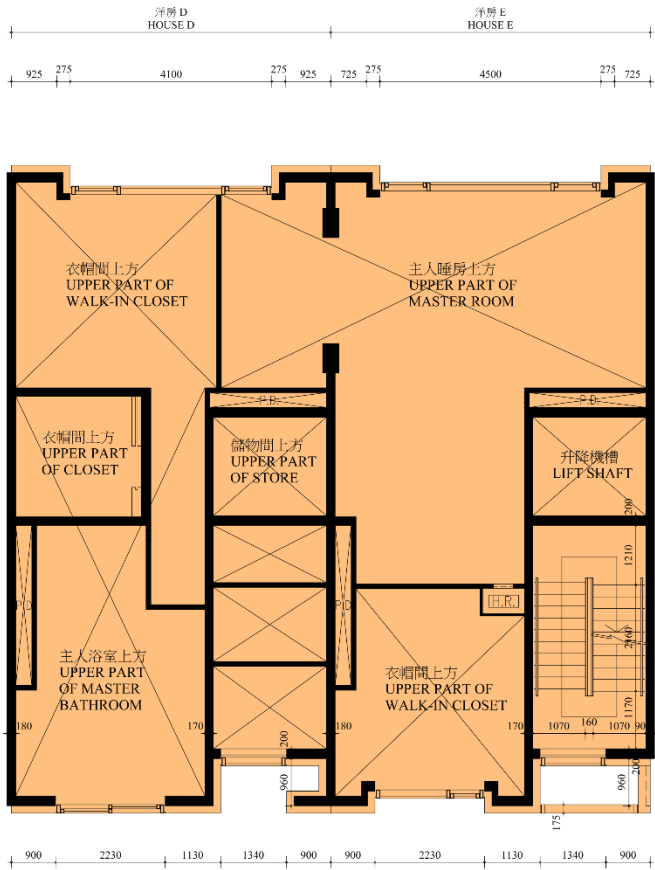
備註：
本頁所示的樓面平面圖是根據由建築事務監督於2021年12月14日審批的最新建築圖則制訂（「最新審批建築圖則」）。有關最新審批建築圖則所顯示的建築工程及改動於本售樓說明書印制當日並未開始動工。就相關指明住宅單位根據建築事務監督於2007年12月20日審批的建築圖則，請參閱本售樓說明書的第26頁至第29頁，當中顯示相關指明住宅單位根據最新審批建築圖則的建築工程及改動並未開始動工前的狀況。



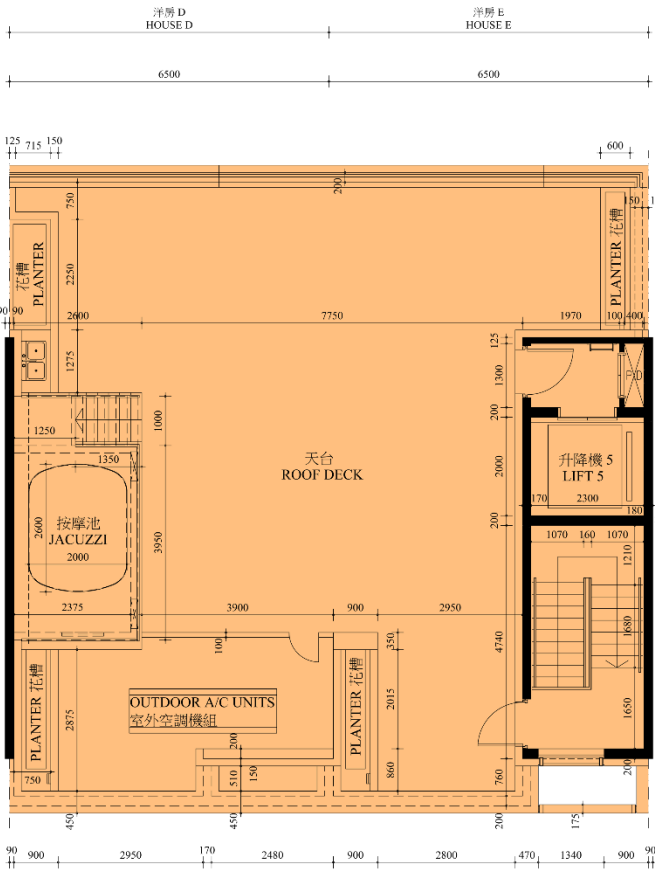
二樓
2ND FLOOR



三樓
3RD FLOOR



三樓上層
3RD FLOOR UPPER PART



天台
ROOF FLOOR

The floor-to-floor height of the residential property (mm)
住宅物業的層與層之間的高度(毫米)

The thickness of the floor slabs (excluding plaster) of
the residential property (mm)
住宅物業的樓板(不包括灰泥)的厚度(毫米)

2900

3150

4500

3400

3400

4400

150

150

150

250

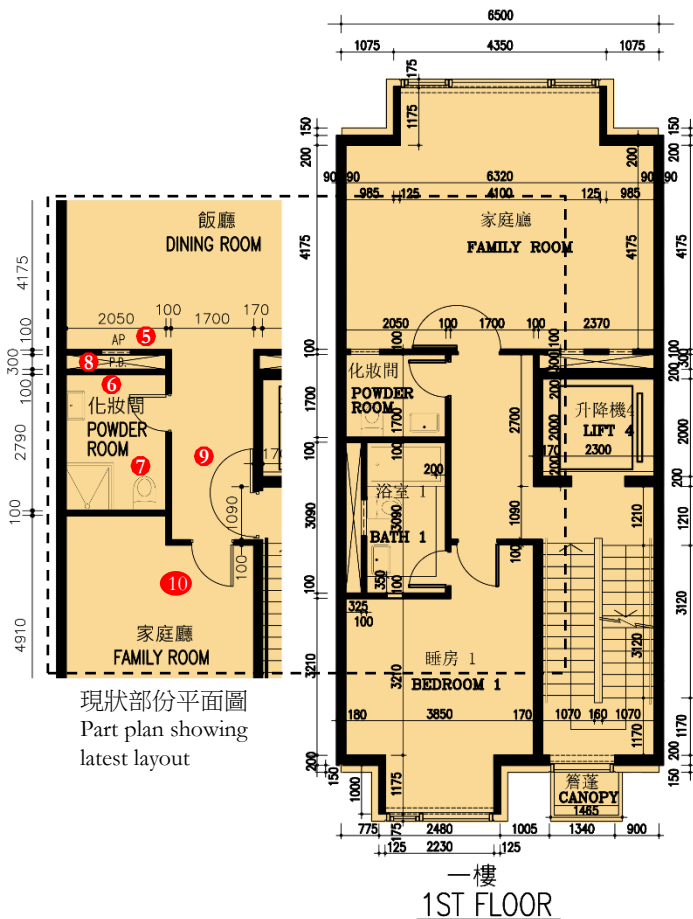
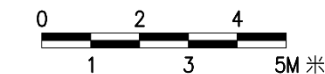
250

250

FLOOR PLANS OF RESIDENTIAL PROPERTIES IN THE DEVELOPMENT

發展項目中的住宅物業的樓面平面圖

House D 洋房 D



此部份因在發展項目落成後進行小型工程或獲《建築物條例》豁免的工程而有所改動，現狀請參閱有關平面圖。該等改動如下：
This part of layout has been altered by way of minor works or exempted building works under the Buildings Ordinance after completion of the development, the latest condition of which is shown on the relevant floor plan. The alterations are as follows:

1. 改動門戶開門方向。
Swing direction of door has been altered.
2. 新增掩門。
New swing door has been added.
3. 改動管道槽佈局。
The layout of pipe duct has been altered.
4. 更新廚房裝置佈局。
The layout of kitchen configuration has been updated.
5. 家庭廳改為飯廳，刪除掩門。
Family Room has been changed to Dining Room, swing door has been removed.
6. 移除浴室1。
Bathroom 1 has been omitted.
7. 改動化妝間的佈局、間隔、門及裝置。擴闊化妝間。
The layout, partition, door and fittings of Powder Room has been amended. Enlarge Powder Room.
8. 改動管道槽佈局。
The layout of pipe duct has been altered.
9. 新增掩門。
New swing door has been added.
10. 睡房1改為家庭廳，改動家庭廳的間隔及門戶位置。
Bedroom 1 has been changed to Family Room. The partition of Family Room and the location of door has been altered.

備註：

1. 因住宅物業的較高樓層的結構牆的厚度遞減，較高樓層的內部面積，一般比較低樓層的內部面積稍大。
2. 樓面平面圖所列之尺寸為以毫米標示之建築結構尺寸。

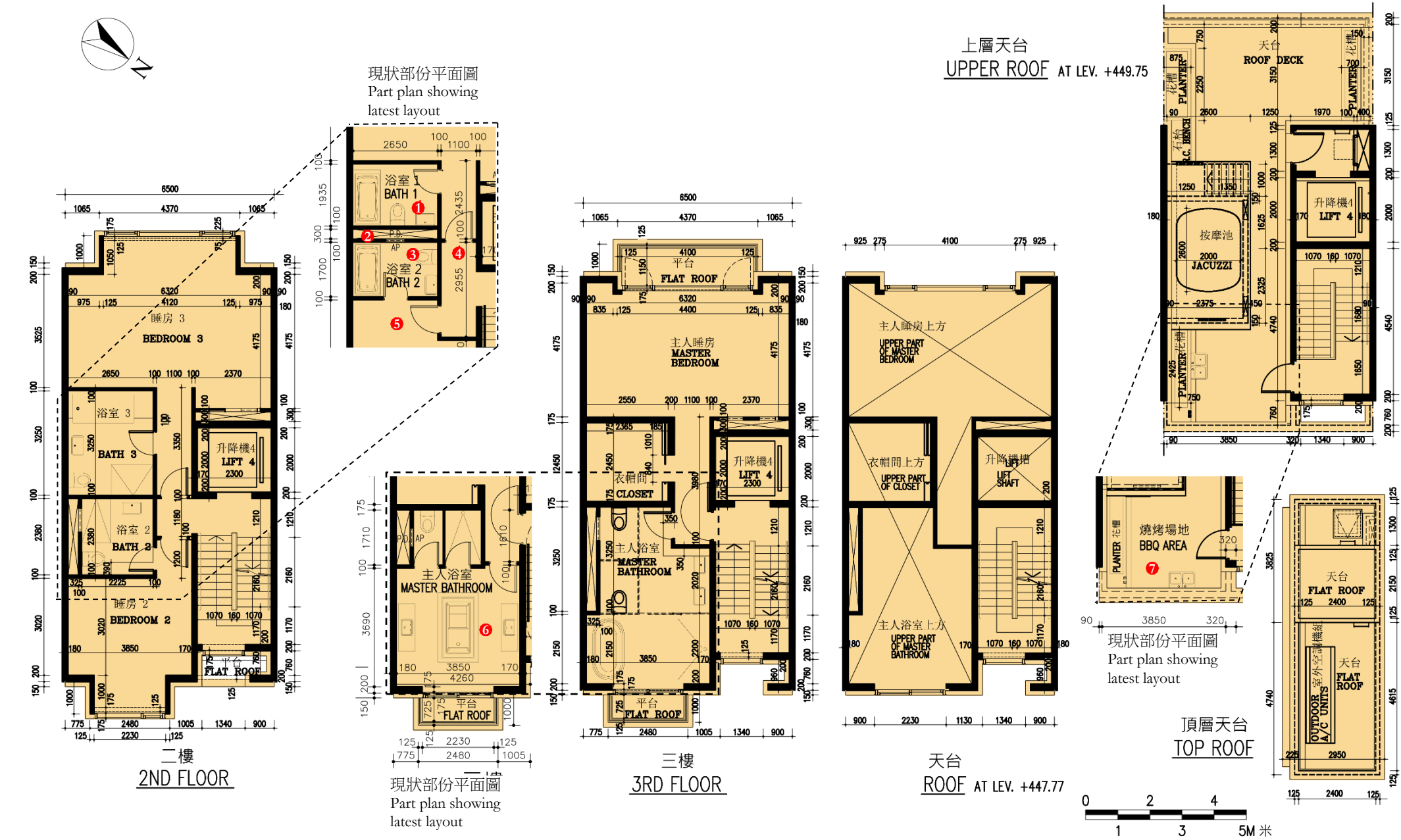
Notes :

1. The internal areas of the residential properties on the upper floors will generally be slightly larger than those on the lower floors because of the reducing thickness of the structural walls on the upper floors.
2. The dimensions in the floor plans are all structural dimensions in millimeter.

FLOOR PLANS OF RESIDENTIAL PROPERTIES IN THE DEVELOPMENT

發展項目中的住宅物業的樓面平面圖

House D 洋房D



此部份因在發展項目落成後進行小型工程或獲《建築物條例》豁免的工程而有所改動，現狀請參閱有關平面圖。該等改動如下：

This part of layout has been altered by way of minor works or exempted building works under the Buildings Ordinance after completion of the development, the latest condition of which is shown on the relevant floor plan. The alterations are as follows:

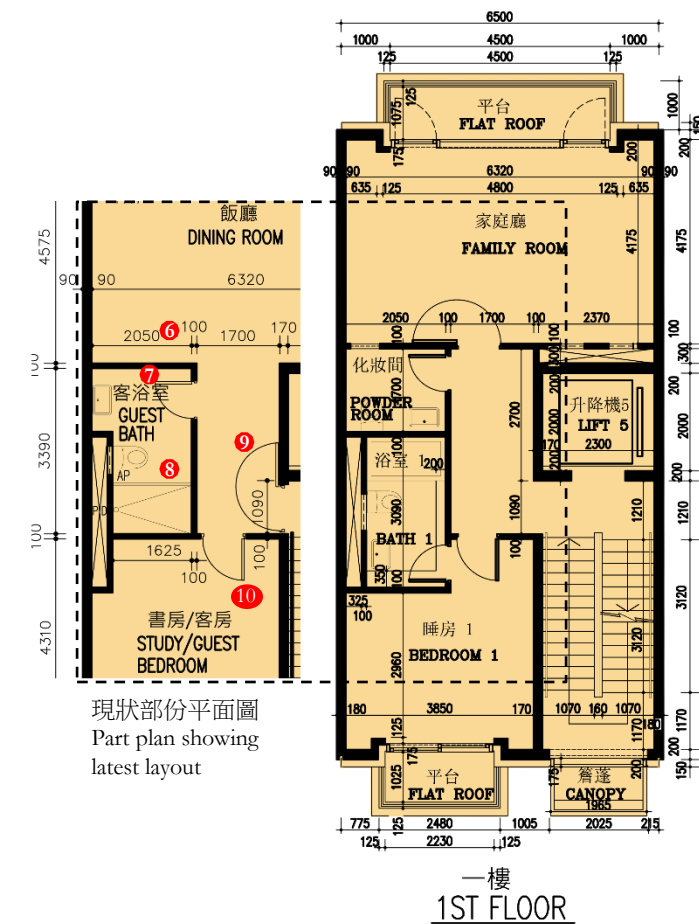
- 浴室3改為浴室 1，改動浴室1的佈局、間隔、門及裝置。新增浴缸。
Bathroom 3 has been changed to Bathroom 1, the layout, partition, door and fittings of the Bathroom 1 has been amended. New bathtub has been added.
- 改動管道槽佈局。
The layout of pipe duct has been altered.
- 改動浴室2的佈局、間隔、門及裝置。擴闊浴室2及新增浴缸。
The layout, partition, door and fittings of the Bathroom 2 has been amended. Enlarge Bathroom 1 and new bathtub has been added.
- 走廊門移位。
Door at corridor has been shifted.
- 改動睡房2佈局及門移位。
The layout and door of bedroom 2 has been amended.
- 改動主人浴室的佈局、間隔、門及裝置。
The layout, partition, door and fittings of the Master Bathroom has been amended.
- 改動洗手盤位置。
Location of basin has been altered.

House D 洋房D	Carpark Floor 泊車層	Mezzanine Floor 閣樓層	Ground Floor 地下	First Floor 一樓	Second Floor 二樓	Third Floor 三樓
The floor-to-floor height of the residential property (mm) 住宅物業的層與層之間的高度(毫米)	2900	3150	4500	3400	3400	4400
The thickness of the floor slabs (excluding plaster) of the residential property (mm) 住宅物業的樓板(不包括灰泥)的厚度(毫米)	150	150	150	250	250	250

FLOOR PLANS OF RESIDENTIAL PROPERTIES IN THE DEVELOPMENT

發展項目中的住宅物業的樓面平面圖

House E 洋房E



此部份因在發展項目落成後進行小型工程或獲《建築物條例》豁免的工程而有所改動，現狀請參閱有關平面圖。該等改動如下：
This part of layout has been altered by way of minor works or exempted building works under the Buildings Ordinance after completion of the development, the latest condition of which is shown on the relevant floor plan. The alterations are as follows:

1. 改動門戶開門方向。
Swing direction of door has been altered.
2. 改動門戶位置。
Location of door has been altered.
3. 新增掩門。
New swing door has been added.
4. 改動管道槽佈局。
The layout of pipe duct has been altered.
5. 更新廚房裝置佈局。
The layout of kitchen configuration has been updated.
6. 家庭廳改為飯廳，刪除掩門。
Family Room has been changed to Dining Room, swing door has been removed.
7. 移除化妝間。
Powder Room has been omitted.
8. 原化妝間及原浴室1合併為客浴室，改動客浴室的佈局、間隔、門及裝置。
The original Powder Room and original Bathroom 1 has been combined as Guest Bathroom. The layout, partition, door and fittings of Guest Bathroom has been amended.
9. 新增掩門。
New swing door has been added.
10. 睡房1改為書房/客房，改動書房/客房的間隔及門戶位置。
Bedroom 1 has been changed to Study/Guest Bedroom. The partition of Study/Guest Bedroom and the location of door has been altered.

備註：

1. 因住宅物業的較高樓層的結構牆的厚度遞減，較高樓層的內部面積，一般比較低樓層的內部面積稍大。
2. 樓面平面圖所列之尺寸為以毫米標示之建築結構尺寸。

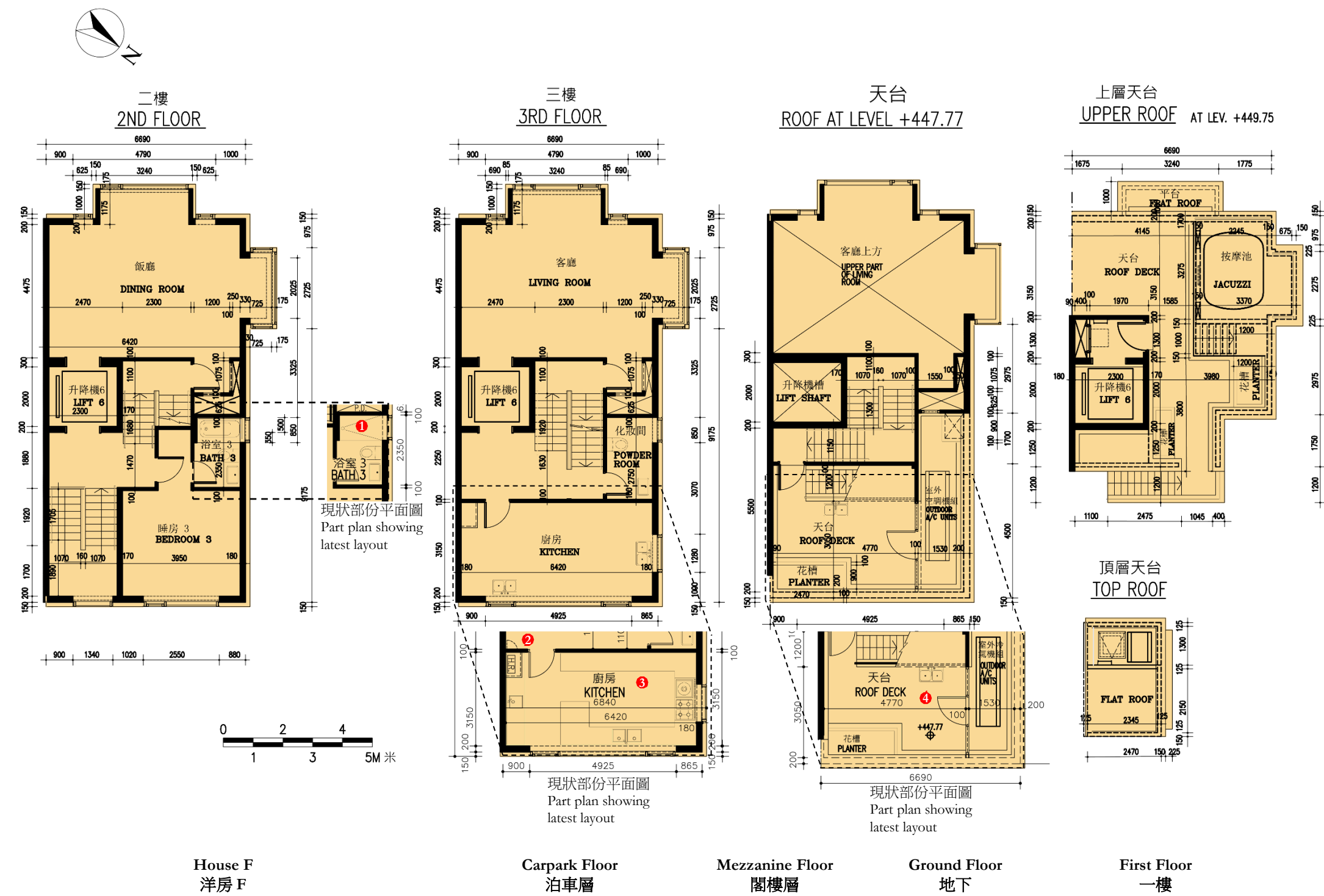
Notes :

1. The internal areas of the residential properties on the upper floors will generally be slightly larger than those on the lower floors because of the reducing thickness of the structural walls on the upper floors.
2. The dimensions in the floor plans are all structural dimensions in millimeter.

FLOOR PLANS OF RESIDENTIAL PROPERTIES IN THE DEVELOPMENT

發展項目中的住宅物業的樓面平面圖

House F 洋房 F



此部份因在發展項目落成後進行小型工程或獲《建築物條例》豁免的工程而有所改動，現狀請參閱有關平面圖。該等改動如下：

This part of layout has been altered by way of minor works or exempted building works under the Buildings Ordinance after completion of the development, the latest condition of which is shown on the relevant floor plan. The alterations are as follows:

1. 原有浴缸位置改為淋浴間，新增玻璃門及玻璃間隔。
Existing location of bathtub changed to shower cubicle and new partition of glass and glass door have been added.
2. 新增掩門。
Swing door has been added.
3. 改動洗手盤位置。更新廚房裝置佈局。
Location of basin has been altered. The layout of kitchen configuration has been updated.
4. 改動洗手盤位置。
Location of basin has been altered.

The floor-to-floor height of the residential property (mm)
住宅物業的層與層之間的高度(毫米)

2925

3150

3400

4500 (Master Bedroom 主人睡房)
3170 (Master Bathroom 主人浴室)

3400 (Dining Room 飯廳)
3200 (Bedroom 3 睡房 3)

4400 (Living Room 客廳)
3950 (Kitchen 廚房)

The thickness of the floor slabs (excluding plaster) of
the residential property (mm)
住宅物業的樓板(不包括灰泥)的厚度(毫米)

150

150

150

250

250

250

AREA OF RESIDENTIAL PROPERTIES IN THE DEVELOPMENT

發展項目中的住宅物業的面積

物業的描述 Description of Residential Property	實用面積 (包括露台，工作平台及陽台，如有) 平方米(平方呎) Saleable Area	其他指明項目的面積(不計算入實用面積) Area of other specified items (Not included in the Saleable Area) 平方米(平方呎) sq. metre (sq. ft.)									
屋號 House number/ 屋名 Name of the House	(including balcony, utility platform And verandah, if any) sq. metre (sq.ft.)	空調機房 Air- Conditioning Plant room	窗台 Bay window	閣樓 Cock-loft	平台 Flat roof	花園 Garden	停車位 Parking space	天台 Roof	梯屋 Stair-hood	前庭 Terrace	庭院 Yard
A	454.567 (4,893) 露台 Balcony:4.948 (53)	--	--	--	5.949 (64)	85.512 (920)	36.279 (391)	74.823 (805)	5.485 (59)	--	--
B	424.123 (4,565)	--	--	--	5.120 (55)	50.605 (545)	30.644 (330)	75.810 (816)	10.442 (112)	--	--
C	427.390 (4,600) 露台 Balcony:6.934 (75)	--	--	--	--	51.300 (552)	35.784 (385)	75.466 (812)	10.442 (112)	--	--
D	423.763 (4,561)	--	--	--	6.327 (68)	51.990 (560)	35.784 (385)	75.466 (812)	10.442 (112)	--	--
E	411.762 (4,432)	--	--	--	7.123 (77)	48.992 (527)	35.784 (385)	75.466 (812)	10.442 (112)	--	--
F	450.550 (4,850) 露台 Balcony:4.948 (53)	--	--	--	9.015 (97)	85.545 (921)	32.825 (353)	77.121 (830)	5.485 (59)	--	--

Note 備註：

- Saleable Area is calculated in accordance with Section 8 of the Residential Properties (First-hand Sales) Ordinance. 實用面積是按照《一手住宅物業銷售條例》第 8 條計算得出的。
- The floor areas of the balcony, the utility platform and the verandah (if any) are calculated in accordance with Section 8 of the Residential Properties (First-hand Sales) Ordinance. 露台、工作平台及陽台(如有)的樓面面積是按照《一手住宅物業銷售條例》第 8 條計算得出的。
- The areas of other specified items (not included in the saleable area) are calculated in accordance with Part 2 of Schedule 2 of the Residential Properties (First-hand Sales) Ordinance. 其他指明項目(不計算入實用面積)，是按照《一手住宅物業銷售條例》附表 2 第 2 部份計算得出的。
- The area of the Parking Space includes the area of the entire carport of the House. The area of each parking space inside the carport is 12.5 sq. metres (approximately 135 sq. ft.). 停車位之面積包括該洋房之車房之全部面積。車房內每個停車位面積為 12.5 平方米（約 135 平方呎）。
- Areas without brackets are expressed in square metre (m²) and areas within brackets are expressed in square feet (ft²). The areas in the m² are converted to ft² based on a conversion rate of 1m² = 10.7639 ft² and rounded to the nearest integer. 沒有括符的面積是平方米，有括符的面積是平方呎。面積以 1 平方米=10.7639 平方呎換算至平方呎並以四捨五入至整數。

FLOOR PLANS OF PARKING SPACES IN THE DEVELOPMENT
發展項目中的停車位的樓面平面圖



FLOOR PLANS OF PARKING SPACES IN THE DEVELOPMENT

發展項目中的停車位的樓面平面圖

Numbers and Areas of Parking Spaces of Houses
洋房停車位數目及停車位面積

House number 屋號	Location 位置	No. 數目	Dimensions of each parking space (L x W) (m) 每個停車位之尺寸 (長 x 闊) (米)	Area of carport sq. metre (sq.ft.) (Including 2 nos. of parking spaces) 車庫面積平方米 (平方尺) (包括 2 個停車位)
A	Carpark floor 泊車層	2	5 x 2.5	36.279 (391)
B	Carpark floor 泊車層	2	5 x 2.5	30.644 (330)
C	Carpark floor 泊車層	2	5 x 2.5	35.784 (385)
D	Carpark floor 泊車層	2	5 x 2.5	35.784 (385)
E	Carpark floor 泊車層	2	5 x 2.5	35.784 (385)
F	Carpark floor 泊車層	2	5 x 2.5	32.825 (353)

SUMMARY OF PRELIMINARY AGREEMENT FOR SALE AND PURCHASE

臨時買賣合約的摘要

1. A preliminary deposit of 5% of the purchase price is payable on the signing of the preliminary agreement for sale and purchase;
2. The preliminary deposit paid by the purchaser on the signing of that preliminary agreement will be held by a firm of solicitors acting for the owner, as stakeholders;
3. If the purchaser fails to execute the agreement for sale and purchase within 5 working days after the date on which the purchaser enters into that preliminary agreement :-
 - (i) that preliminary agreement is terminated;
 - (ii) the preliminary deposit is forfeited; and
 - (iii) the vendor does not have any further claim against the purchaser for the failure.

1. 在簽立臨時合約時須支付樓價的 5%的臨時訂金。
2. 買方在簽立該臨時合約時支付的臨時訂金，會由代表擁有人行事的律師事務所以保證金保存人的身份持有。
3. 如買方沒有於簽立該臨時合約的日期之後 5 個工作日之內簽立正式買賣合約： -
 - (i) 該臨時合約即告終止；
 - (ii) 有關的臨時訂金即予沒收；及
 - (iii) 賣方不得就買方沒有簽立正式買賣合約而針對買方提出進一步申索。

SUMMARY OF DEED OF MUTUAL COVENANT

公契的摘要

1. The common parts of the development

“Common Areas and Facilities” means collectively the Common Areas (those parts intended for the common use and benefit of all Owners as a whole) and Common Facilities (those facilities intended for the common use and benefit of the Development as a whole) which are subject to the provisions of the Deed of Mutual Covenant (“the DMC”) to be used by each Owner and occupier in common with all other Owners and occupiers of the Development and, where appropriate, includes those appropriate and relevant “common parts” specified in Section 2 of the Building Management Ordinance (Cap.344) (“BMO”) and those parts specified in Schedule 1 to the BMO.

The Common Areas include but are not limited to A/C plant room, planter (except specifically assigned), external walls (except specifically assigned), flat roof(s) (except specifically assigned), driveway, HV switch room, LV switch room, transformer room, Club House, refuse storage chamber, water meter room, guard room, sprinkler water tank, F.S. water tank, F.S. and sprinkler pump room, visitors’ carpark space(s), loading & unloading space(s), TBE room, refuse collection vehicles space (if any), bicycle parking spaces (if any), F.S. inlet, areas for the installation or use of aerial broadcast distribution or telecommunications network facilities (if any), storm water recycle plant room, storage tank for storm water recycle plant room, filtration plant room for water feature, filtration plant room for swimming pool, potable flushing and cleansing water pump room, pool deck, podium deck, reflection pool(s), children’s pool, ramp(s), water tank(s), switch room(s), plant room(s), meter room(s), pump room(s) and include the “common parts” as specified in the Schedule 1 to the BMO.

The Common Facilities include but are not limited to the cat ladder (adjacent to Car Park No.12) to transformer room, all sewers, drains, water courses, cables, pipes, wires, ducts, water mains which are in, under or over or passing through the Land and the Development, all mechanical and electrical facilities (including the lift serving the Carpark Floor to the Ground Floor and marked Lift 7 on the floor plans attached to the DMC), plants, machinery, services and installations, aerial broadcast distribution or telecommunications network facilities (if any), all facilities and installations for fire-fighting and security and safety of the Land and the Development.

2. The number of undivided shares assigned to each residential property in the development

House	Undivided Shares
A (together with Car Parks Nos. 1 and 2)	5
B (together with Car Parks Nos. 3 and 4)	5
C (together with Car Parks Nos. 5 and 6)	5
D (together with Car Parks Nos. 7 and 8)	5
E (together with Car Parks Nos. 9 and 10)	5
F (together with Car Parks Nos. 11 and 12)	5

3. The term of years for which the manager of the development is appointed

Subject to the provisions of the BMO and clause 10(a) of the DMC, the Manager, Tai Cheung Management Company Limited, is to undertake the management and maintenance of the Land and the Development for an initial term of two years from the date of the DMC and to be continued thereafter until termination of the Manager’s appointment in accordance with the provisions thereof.

4. The basis on which the management expenses are shared among the owners of the residential property in the development

The Owner of each House shall pay in advance on the first day of each calendar month 1/12th of the due proportion of the budgeted management fees in respect of the Land and the Development such proportion shall be the same proportion as the number of Management Shares allocated to his House bears to the total number of Management Shares allocated to all the Houses in the Development.

5. The basis on which the management fee deposit is fixed

Each Owner shall upon taking up the assignment of his House from the Vendor deposit with the Manager as security for the due payment of all amounts which may be or become payable by him under the DMC a sum equal to three times of the monthly management fees for his House based on the relevant annual budget payable by the Owner in respect of his House which deposit shall not be used by the Owner to set off against any contribution payable by him under the DMC but shall be transferable as provided in Clause 16(h) of the DMC.

6. The area (if any) in the development retained by the vendor for its own use

There is no area in the development which is retained by the vendor for its own use as referred to in section 14(2)(f), Part 1, Schedule 1 of the Residential Properties (First-hand Sales) Ordinance (Cap. 621).

Remark:
For full details of the DMC, please refer to the DMC which is free for inspection during opening hours at the place at which the residential property is offered to be sold. Copies of the DMC can be obtained upon payment of the necessary photocopying charges.

SUMMARY OF DEED OF MUTUAL COVENANT

公契的摘要

1. 發展項目之公用部份

「公用地方與設施」統指「公用地方」(擬供全體「業主」公用與共享的部份)及「公用設施」(擬供「發展項目」整體公用與共享的設施)，遵守「公契」條文劃定屬於每名「業主」及佔用人與所有「發展項目」其他的「業主」及佔用人共同使用，如適當者並包括《建築物管理條例》(香港法例第 344 章)(「《建築物管理條例》」)第 2 條訂明的恰當及相關「公用部份」和《建築物管理條例》附表 1 訂明的部份。

「公用地方」包括但不限於空調機房、花槽(已明確轉讓者除外)、外牆(已明確轉讓者除外)、平台(已明確轉讓者除外)、行車道、高壓電掣房、低壓電掣房、變壓器房、「會所」、垃圾儲存室、水錶房、保安護衛室、消防花灑系統水箱、消防水箱、消防及花灑系統泵房、訪客車位、客貨上落車位、電訊及廣播器材室、垃圾車車位(如有者)、單車車位(如有者)、消防進水管、安裝或使用天線廣播分導或電訊網絡設施的地方(如有者)、雨水回收裝置機房、雨水回收裝置機房儲水箱、水景濾水裝置機房、泳池濾水裝置機房、食水和沖廁水及清潔用水泵房、泳池甲板、平台、倒影池、兒童池、斜路、水箱、電掣房、機器房、儀錶房、泵房，並包括《建築物管理條例》附表 1 訂明為「公用部份」的部份。

「公用設施」包括但不限於通往變壓器房的豎梯(毗鄰第 12 號車位)、現時位於「該土地」及「發展項目」內、下、跨越其上或通過其內的所有污水管、排水渠、水道、電纜、水管、電線、管槽、總水管，以及所有機電設施(包括上落「停車場」樓層至地下的電梯，並在「公契」所夾附平面圖註明為 7 號電梯)、機器、機械、服務設施及裝置、天線廣播分導或電訊網絡設施(如有者)，以及「該土地」及「發展項目」所有滅火、保安及安全設施與裝置。

2. 分配予發展項目每個住宅物業的不分割份數數目

洋房	不分割份數
A (連同 1 號及 2 號車位)	5
B (連同 3 號及 4 號車位)	5
C (連同 5 號及 6 號車位)	5
D (連同 7 號及 8 號車位)	5
E (連同 9 號及 10 號車位)	5
F (連同 11 號及 12 號車位)	5

3. 發展項目的管理人的委任年期

遵從《建築物管理條例》(香港法例第 344 章) 各條文和「公契」第 10(a)條款之規定，「管理人」大昌物業管理有限公司承擔管理及保養「該土地」及「發展項目」，首屆任期為「公契」生效日起兩年，嗣後繼續留任，直至遵照「公契」條款終止「管理人」的委任為止。

4. 發展項目中的住宅物業的擁有人之間分擔管理開支的基準

每座「洋房」「業主」應在每個曆月首日預付金額為「該土地」及「發展項目」預算管理費應分擔比例的十二分之一。上述應分擔比例乃按照他所持「洋房」的「管理份數」佔「發展項目」所有「洋房」「管理份數」總數的比例計算。

5. 計算管理費按金的基準

每座「洋房」之首任「業主」應由賣方轉讓取得「單位」後，就其「洋房」支付管理費按金，保證如期支付根據「公契」其可能或 將應付的所有金額，金額為相關年度管理預算案訂明的每個月管理費的三倍。該等款項不可用作抵銷其應付任何款項，但可根據公契第 16(h)條款轉讓。

6. 賣方在發展項目中保留作自用的範圍(如有者)

本發展項目中並無《一手住宅物業銷售條例》(第 621 章) 附表 1 第 1 部第 14(2)(f) 條所提及之賣方在發展項目中保留作自用的範圍。

註：

「公契」的詳情請參閱「公契」本文。「公契」於住宅物業售樓處的開放時間供公眾免費查閱，此外亦可支付必要影印費用索取副本。

SUMMARY OF LAND GRANT

批地文件的摘要

1.

The development is situated on Rural Building Lot No.647 (“the Land”).
2.

The Land is held under Government Lease of Rural Building Lot No.647 dated 13th May 1971 (“the Lease”) for a term of 150 years from the 27th day of September 1886.
3.

The Land or any part thereof or any building or buildings erected thereon or any part of such building or buildings shall not be used or allowed to be used for any purposes other than residential purposes (it being agreed and declared that the erection and maintenance of a telephone exchange on the said piece or parcel of ground will be permitted).
4.

The Land or any part thereof shall not be used for the trade or business of a Brazier Slaughterman Soap-maker Sugar-baker Fellmonger Melter of tallow Oilman Butcher Distiller Victualler or Tavern-keeper Blacksmith Nightman Scavenger or any other noisy noisome or offensive trade or business whatever without the previous licence of Her said Majesty signified in writing by the Governor or other person duly authorised in that behalf.
5.

The Lease provides that the Lessee “*will from time to time and at all times hereafter when where and as often as need or occasion shall require at the Lessee’s own proper costs and charges well and sufficiently Repair Uphold Support Maintain Pave Purge Scour Cleanse Empty Amend and keep the messuage or tenement messuages or tenements and all other erections and buildings now or at any time hereafter standing upon the said piece or parcel of ground and all the Walls Banks Cuttings Hedges Ditches Rails Lights Pavements Privies Sinks Drains and Watercourses thereunto belonging and which shall in any-wise belong or appertain unto the same in by and with all and all manner of needful and necessary reparations cleansings and amendments whatsoever the whole to be done to the satisfaction of Her said Majesty’s Director of Public Works (hereinafter referred to as “the said Director”).*”
6.

The Lease further provides that the Lessee “*will during the term hereby granted as often as need shall require bear pay and allow a reasonable share and proportion for and towards the costs and charges of making building repairing and amending all or any roads lanes pavements channels fences and party walls draughts private or public sewers and drains requisite for or in or belonging to the demised premises or any part thereof in common with other premises near or adjoining thereto and that such proportion shall be fixed and ascertained by the said Director and shall be recoverable in the nature of rent in arrear.*”
7.

The Lease provides that, “*where any cutting away removal or setting back of adjoining adjacent or nearby hillside or banks or any building up or filling in is or has been required for the purpose of or in connection with the formation levelling and development of the demised premises or any part thereof the said Lessee will construct or bear the cost of the construction of such retaining walls or other support as shall or may at any time become necessary to protect and support such hillside and banks and the demised premises and to obviate and prevent any falling away landslips or subsidence occurring thereafter, and will at all times maintain the said retaining walls or other support in good and substantial repair and condition and in the event of any landslide subsidence or falling away occurring at any time whether in or from adjoining hillside or banks or in or from the demised premises as a result of any default by the said Lessee under this covenant, the said Lessee will at its own expense reinstate and make good the same and will indemnify the Government of Hong Kong from and against all costs charges damages demands and claims whatsoever which shall or may be made suffered or incurred through or by reason thereof and will if required by the said Director so to do by notice in writing carry out such construction and or maintenance or reinstate and make good any falling away landslide or subsidence.*”
8.

The Lease further provides that the Lessee “*will at its own expense construct and maintain to the satisfaction of the said Director such drains or channels as the said Director may consider necessary to intercept and carry off into the nearest stream course catchpit channel or storm-water drain storm or rain water falling on or flowing from the hillside on to the demised premises and will be solely liable for and will indemnify the Government of Hong Kong and its Officers from and against all actions claims and demands arising out of any damage or nuisance caused by such storm or rain water and will at all times during the continuance of this demise maintain and repair such drains or channels whether within the boundaries of the said piece or parcel of ground or on Crown Land and in the event of any damage or obstruction being caused to any nullah sewer storm-water drain watermain or other properties belonging to the Government of Hong Kong within or adjoining the said piece or parcel of ground by the said Lessee its servants or agents the said Lessee will pay on demand the cost of making good or removing such damage or obstruction (it being agreed and declared that the necessary works shall be carried out by the Government of Hong Kong at the cost of the said Lessee).*”
9.

The Lease also provides that “*Her said Majesty shall have full power to resume enter into and re-take possession of all or any part of the demised premises if required for the improvement of the Colony or for any other public purpose whatsoever Three Calendar Months’ notice being given to the Lessee of its being so required and a full and fair compensation for the said Land and the Buildings thereon being paid to the said Lessee at a Valuation to be fairly and impartially made by the said Director and upon the exercise of such power the term and estate hereby created shall respectively cease determine and be void.*”
10.

As a condition of the sale of the property known as Nos.3 and 5 Plunkett’s Road, The Peak, Hong Kong (Rural Building Lot No.647) (“the Property”) by the Hong Kong Telephone Company, Limited (“the Grantee”) to Create Star Limited (“the Grantor”), the Grantor has, by a Licence and Wayleave Agreement dated 29th September 1989 and registered in the Land Registry by Memorial No.UB4218603 (“the Agreement”), irrevocably licensed the Grantee to occupy and use such portion of the Property as shown coloured Blue on the plan annexed to the Agreement (“the Plan”) for the purpose of operating and maintaining a Telephone Exchange (“the Exchange”) and granted unto the Grantee full rights and liberties :

(a)

to lay and maintain such electricity cables, telephone cables, ducts and ancillary apparatus (hereinafter together with the Exchange collectively referred to as “the Apparatus”) of such materials and in such manner and positions as the Grantee shall require over, in and under such portion of the Property as shown coloured Yellow of the Plan;

(b)

to go pass and repass over such portions of the Property as are shown coloured Green (whether with or without vehicles) and Pink;

(c)

to erect and thereafter to maintain replace and renew around the perimeter of the Exchange a security fence (“the Security Fence”) of such materials and dimensions as the Grantee shall require; and

(d)

to enter upon such portions of the Property as are shown coloured Blue, Green, Yellow and Pink on the Plan with all necessary equipment from time to time upon prior reasonable notice to the Grantor (save in the case of the malfunctioning or breakdown of the Apparatus when no such notice shall be necessary) for the purposes of laying, inspecting, maintaining, repairing, renewing, replacing and relaying the Apparatus and the Security Fence as occasion may require for the unexpired residue of the term of 150 years from 27 September 1886 for which the Property is held from the Government.
- 38

SUMMARY OF LAND GRANT

批地文件的摘要

It is further agreed in the Agreement (inter alia) that :

- (i) the Grantee shall indemnify the Grantor against all losses and claims for injury or damage to any person or any property (other than personal property inside the house or building erected on the Property) whatsoever which may arise by or out of or in consequence of any work carried out by or on behalf of the Grantee in connection with the Agreement and against all claims, demands proceedings, damages, costs, charges and expenses whatsoever in respect thereof or in relation thereto PROVIDED THAT the Grantor will provide to the Grantee written particulars giving details of the items of damage and the amounts claimed within 28 days of the date when such injury or damage is alleged to have been occasioned;
- (ii) The Grantee shall make good or, at the option of the Grantor, shall pay on demand to the Grantor the costs of making good any damage, loss or injury which may occur to the Property or any property (including without limitation any garden lawn and fencing, etc.) and shall indemnify the Grantor in respect of any damage, loss or injury which may occur to the Grantor, its servants or agents, which may arise by or out of or in connection with the carrying out of works under the Agreement PROVIDED THAT the Grantor will provide to the Grantee written particulars giving details of the items of damage and amount claimed within 28 days of the date when such injury or damage is alleged to have been occasioned;
- (iii) The Grantor shall at all reasonable times during the continuance of the Agreement permit the duly authorized officers servants employees or agents of the Grantee with all necessary equipment to go pass and repass over the Property to view the state and condition of the Apparatus and the Security Fence and all defects and wants of repair or maintenance and to deposit and leave equipment upon the premises for the purpose of exercising the Grantee’s right under the Agreement;
- (iv) Subject to sub-clause (ii) above, the Grantor shall keep and maintain in good repair and condition the retaining walls of the Property, the access roads therein (including such portion of the Property as shown coloured Green on the Plan) the drains serving the Property and all other appurtenances thereto and shall fully indemnify the Grantee against any loss, injury or damage suffered by the Apparatus in consequence of his failure so to do; and
- (v) In the event that the Grantee shall wish to replace or renew the Exchange, the Grantee shall be entitled to develop such larger floor area within the existing site coverage of the Exchange as the Grantee in its sole discretion may require and shall be entitled to increase the height of the Exchange and the number of storeys thereof to such extent as the Grantee may deem necessary to meet such requirement and the Grantor shall have no right to compensation in respect thereof and in respect of any loss of light or amenity arising therefrom.

Plan showing the location of the coloured Blue, Green, Yellow and Pink areas as referred to in the Agreement as far as it is practicable to do so is appended hereto at the end of this section.

Remarks:

- (i) The references to the Grantor and the Grantee under the Agreement shall include their respective successor and assigns;
- (ii) For full details of the Land Grant and the Agreement, please refer to the Land Grant and the Agreement which are free for inspection during opening hours at the place at which the residential property is offered to be sold. Copies of the Land Grant and the Agreement can be obtained upon payment of the necessary photocopying charges.
- (iii) Nos.3 and 5 Plunkett’s Road is currently known as No.3 Plunkett’s Road.

SUMMARY OF LAND GRANT

批地文件的摘要

- 發展項目位於鄉郊建屋地段第 647 號(「該土地」)。
- 「該土地」乃根據 1971 年 5 月 13 日所訂之「鄉郊建屋地段第 647 號政府租契」(「政府租契」)持有，批租年期為 1886 年 9 月 27 日開始 150 年。
- 「該土地」或其任何部份或任何建於該處的建築物或其任何部份除作住宅用途外，概不可用作或允許用作任何其他用途(惟現協議並聲明准許在上述一方或一塊土地建造及維修一座電話機樓)。
- 如非事前獲總督代表女皇陛下或其就此正式授權的其他人士給予書面許可，「該土地」或其任何部份概不可用作經營黃銅工場、屠宰、製梘、製糖、皮革去毛作坊、溶解固體脂肪、製油、肉商、釀酒、糧倉或小酒館、打鐵、倒夜香、舊物收賣行業或業務，或任何其他高噪音、惡臭或厭惡性行業或業務。
- 「政府租契」訂明「承租人」「此後不時及時刻和在需要時自費完善地修理、保養、維持、維修、鋪飾、清洗、洗擦、清潔、傾倒、改動及保存所有現時或嗣後任何時間建於上述訂明批租的一方或一塊土地之院宅或物業和所有搭建物及建築物，以及所有屬於或不論以任何形式從屬於該處的牆、堤、路塹、樹籬、溝渠、路軌、燈具、行人路、水廁、洗滌槽、排水渠及水道，以及全面執行所有必要及有需要的修補、清潔和修改工程，以致令女皇陛下之工務署署長(以下簡稱「署長」)滿意。」
- 「政府租契」並訂明「承租人」「於本文協定的批租年期内按需要承擔、支付及撥備以合理份數和比例計算的收費與費用，以支付建造、建築、修理及修改屬於上述批租處所或該處任何部份必要的所有或任何道路、巷、行人道、水渠、圍欄及共用牆、排氣管、私家或公共污水管和排水渠，或其中與鄰近或毗鄰其他處所共用的部份。有關的付款比例由前述的「署長」釐定及確定，並可當作欠繳地租追討。」
- 「政府租契」並訂明：「如因應或已因應批租處所或其任何部份的平整、水準測量及發展事宜在毗連、毗鄰或鄰近山邊或堤岸進行削土、移土或土地後移工程又或建造或填土工程，上述「承租人」應隨時按需要建造或付費建造護土牆或其他支承結構，以保護及支撐上述山邊及堤岸和批租處所，同時避免及防止其後發生任何滑土、山泥傾瀉或地陷。「承租人」時刻均須負責維修上述護土牆或其他支承防護結構，以保持其維修充足與狀態良好。倘因「承租人」失責無履行本文的契諾而於任何時間導致山泥傾瀉、地陷或滑土，不論山泥傾瀉、地陷或滑土乃發生於或源於毗連山邊或堤岸或批租處所，上述「承租人」亦須自費修復還原，並向「香港政府」賠償其因上述事故致使、蒙受或招致的所有費用、收費、損害、索求及索償。如「署長」發出書面通知，「承租人」並須依照指示就此執行建造及/或維修工程，又或還原及修復任何滑土、山泥傾瀉或地陷。」
- 「政府租契」亦訂明「承租人」「應自費以「署長」滿意的方式建造和維修「署長」視為必要的排水渠或渠道，以截流及輸送所有由山邊落下或流進批租處所的暴雨水或雨水至最鄰近的河溪、集水井、渠道或雨水渠。倘此等暴雨水或雨水造成任何損害或滋擾以致引起任何訴訟、索償及索求，「承租人」必須承擔全責並向「香港政府」及其官員賠償，此外並須在本批租年期内持續負責維修和修理位於上述一方或一塊土地或「官地」範圍內的排水渠或渠道。如上述「承租人」或其傭僕或代理導致任何位於上述一方或一塊土地或毗連該處而屬於「香港政府」的任何明渠、污水管、雨水渠、排水渠、總水管或其他產業受損或堵塞，上述「承租人」須在接獲通知時支付修復或清理受損或堵塞設施的費用(現協議並聲明，此等必要工程將由「香港政府」執行，費用由上述

- 「承租人」支付)。」
- 「政府租契」並訂明：「如因應改善殖民地環境或任何公共事務所需，女皇陛下擁有全權按規定向上述「承租人」發出三個曆月通知，並且根據上述「署長」作出的合理客觀「估值」就上述「該土地」及建於該處各「建築物」向「承租人」作出全面合理的賠償，從而收回及再佔管所有或任何批租處所的部份。本項權力一旦行使，本文所訂的年期及產業權均會終止及失效。」
 - 遵從香港電話有限公司(Hong Kong Telephone Company, Limited) (「承授人」)向活團有限公司(Create Star Limited)(「授予人」)出售名為香港山頂賓吉道 3 號及 5 號(鄉郊建屋地段第 647 號)的物業(「物業」)的條件，「授予人」已於 1989 年 9 月 29 日訂立「許可及通行權協議」並在土地註冊處註冊為「註冊摘要」UB4218603 號(「協議」)，訂明不可撤回地授予「承授人」許可權佔用及使用「協議」所夾附圖則(「圖則」)以藍色顯示之「物業」的指定部份，以作運作和維修電話機樓(「機樓」)之用，此外並授予「承授人」全權及自由權：
 - 在「圖則」以黃色顯示的「物業」範圍上、下及跨越該處，按照「承授人」指定的物料、形式和位置鋪設及維修電纜、電話線、管槽及附屬設備(以下連同「機樓」統稱「設備」)；
 - 通行、進出及往返以綠色顯示的「物業」範圍(不論駕車與否)和以粉紅色顯示的「物業」範圍；
 - 以「承授人」指定的物料及尺寸在「機樓」周圍建築和嗣後維修、更換及更新保安圍欄(「保安圍欄」)；及
 - 不時在事前向「授予人」發出合理通知後(「設備」不能操作或故障屬例外而不需要該通知)，攜帶所有必要器材進入「圖則」以藍、綠、黃及粉紅色顯示的「物業」範圍，以按需要鋪設、檢查、維修、修理、更新、更換及重鋪「設備」和「保安圍欄」，

上述權利及自由權於「政府」由 1886 年 9 月 27 日開始批租「物業」的 150 年期限之未屆滿餘年有效。「協議」並且訂明(其中包括)以下的協定：

- 倘因「承授人」或其代表因應「協議」執行任何工程而引起或導致任何損失、人身損傷或財物損害索償(「物業」上任何房屋或建築物內部個人財物的損害除外)，以及產生任何相關或連帶的索償、索求、訴訟、損害、費用及開支，「承授人」須向「授予人」作出賠償。然而，「授予人」必須在據稱發生人身損傷及財物損害後 28 天內以書面向「承授人」述明各受損事件的詳情和索償金額。
- 「承授人」應修復「物業」或任何財物(包括但不限於花園草坪及圍欄等)的損害、損失或損傷，或(按「授予人」的選擇)在「授予人」通知時向其支付有關的修復費用，並向「授予人」賠償「授予人」、其傭僕或代理因執行「協議」所訂工程而招致或蒙受的損害、損失或損傷。然而，「授予人」必須在據稱發生人身損傷及財物損害後 28 天內以書面向「承授人」述明各受損事件的詳情和索償金額。
- 「授予人」應允許「承授人」正式授權的人員、傭僕、僱員或代理攜帶所有必要器材通行、進出及往返「物業」，以視察「設備」及「保安圍欄」的狀態及情況和查找所有需要修理或維修的缺點，以及在該處存放及放置器材，以便行使「協議」訂明「承授人」可享有的權利。

SUMMARY OF LAND GRANT

批地文件的摘要

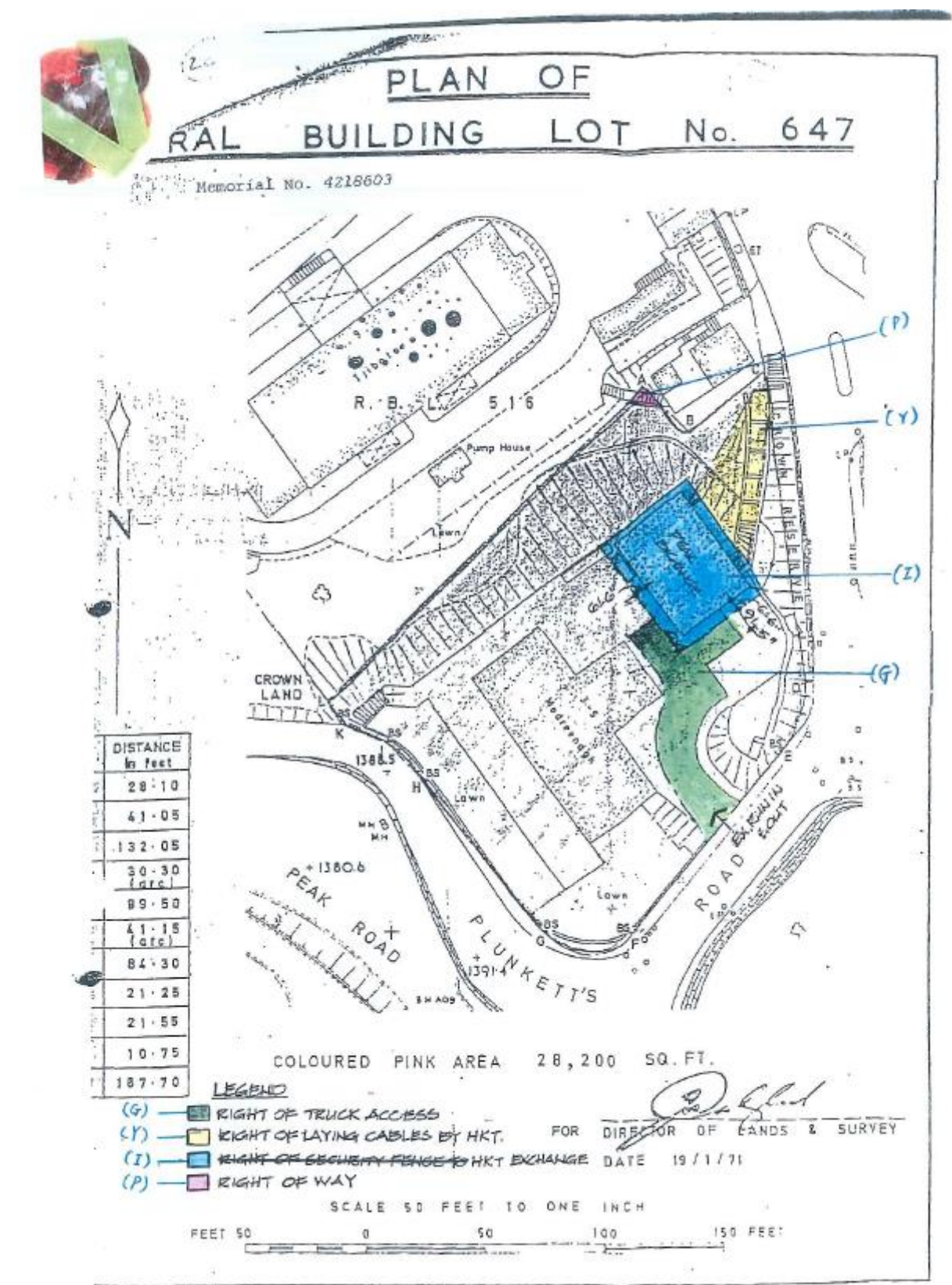
- (iv) 遵從第(ii)款之規定，「授予人」應妥善保養及維修物業的護土牆和該處出入通道(包括「圖則」以綠色顯示的「物業」範圍)、「物業」的排水渠及所有其他從屬物，以保持其維修充足與狀態良好，並且向「承授人」全面賠償因其不履行本條規定引起的損失、損傷或損害。
- (v) 如「承授人」擬更換或更新「機樓」，「承授人」可全權酌情在其認為必要的情況下，在「機樓」現有上蓋面積範圍內發展更大樓面面積的樓宇，並且有權按其視為必要提高「機樓」的高度和層數以達到指定要求。「授予人」無權就此或以影響光線或生活便利設施為理由，向「承授人」索取任何補償。

「協議」所載以藍、綠、黃及粉紅色顯示範圍的位置，只要情況許可，已於本節末頁的「圖則」註明。

附註：

- (i) 「協議」中「授予人」及「承授人」兩詞之釋義包括各自的繼承人及受讓人；
- (ii) 「批地文件」及「協議」詳情請參閱「批地文件」及「協議」本文。兩者均於住宅物業售樓處的開放時間供公眾免費查閱，此外亦可支付必要影印費用，索取「批地文件」及「協議」副本。
- (iii) 賓吉道 3 號及 5 號現名為賓吉道 3 號。

Plan showing the location of the coloured Blue, Green, Yellow and Pink areas as referred to in the Agreement
「協議」所載以藍、綠、黃及粉紅顯示範圍的位置圖



INFORMATION ON PUBLIC FACILITIES AND PUBLIC OPEN SPACES

公共設施及公眾休憩用地的資料

1. Facilities that are required under the land grant to be constructed and provided for the Government, or for public use Not applicable	1. 根據批地文件規定須興建並提供予政府或供公眾使用的設施 不適用。
2. Facilities or open space that is required under the land grant to be managed, operated or maintained for public use at the expense of the owners of the residential properties in the development Not applicable.	2. 根據批地文件規定須由發展項目中的住宅物業的擁有人出資管理、營運或維持以供公眾使用的設施或休憩用地 不適用。
3. Any part of the land (on which the development is situated) that is dedicated to the public for the purposes of regulation 22(1) of the Building (Planning) Regulations (Cap. 123 sub. leg. F) Not applicable.	3. 該發展項目所位於的土地中為施行《建築物(規劃)規例》(第 123 章，附屬法例 F)第 22(1)條而撥供公眾用途的任何部分 不適用。

WARNING TO PURCHASERS

對買方的警告

1.

Purchasers are hereby recommended to instruct a separate firm of solicitors (other than that acting for the owner) to act for the purchaser in relation to the transaction.
2.

Further:

(a)

if the purchaser instructs such separate firm of solicitors to act for the purchaser in relation to the transaction, that firm will be able to give independent advice to the purchaser;

(b)

if the purchaser instructs the firm of solicitors acting for the owner to act for the purchaser as well, and a conflict of interest arises between the owner and the purchaser -

(i)

that firm may not be able to protect the purchaser’s interests; and

(ii)

the purchaser may have to instruct a separate firm of solicitors; and

(c)

that in the case of paragraph (2)(b)(ii), the total solicitors’ fees payable by the purchaser may be higher than the fees that would have been payable if the purchaser had instructed a separate firm of solicitors in the first place.
1.

特此建議買方聘用一間獨立的律師事務所（代表擁有人行事者除外），以在交易中代表買方行事。
2.

另：

(a)

如買方聘用上述的獨立的律師事務所，以在交易中代表買方行事，該律師事務所將會能夠向買方提供獨立意見；

(b)

如買方聘用代表擁有人行事的律師事務所同時代表買方行事，而擁有人與買方之間出現利益衝突 –

(i)

該律師事務所可能不能夠保障買方的利益；及

(ii)

買方可能要聘用一間獨立的律師事務所；及

(c)

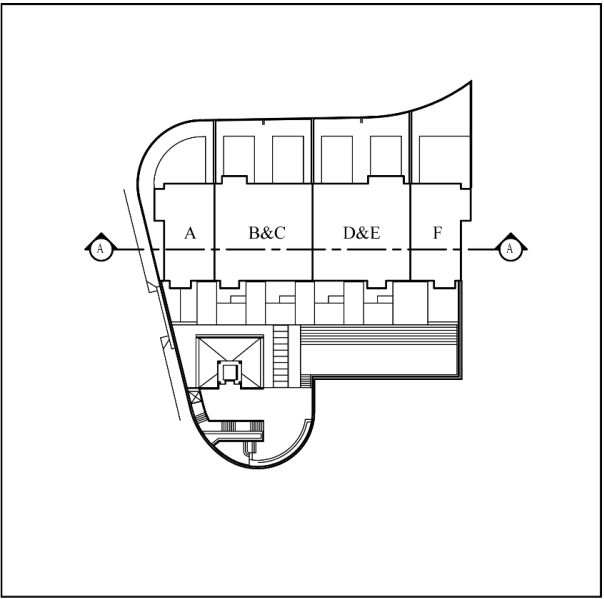
如屬(2)(b)(ii)段的情況，買方須支付的律師費用總數，可能高於如買方自一開始即聘用一間獨立的律師事務所便須支付的費用。
- 43

CROSS-SECTION PLAN OF BUILDING IN THE DEVELOPMENT
發展項目中的建築物的橫截面圖

CROSS-SECTION C - C PLAN IN THE DEVELOPMENT
發展項目中的建築物的橫截面圖 A - A

Note:
The cross-section plan on this page are prepared based on the latest building plans approved by the Building Authority on 14 December 2021 (the “Latest Approved Building Plans”). The building works and alterations as exhibited in such Latest Approved Building Plans have not been commenced as at the date of printing of this Sales Brochure. Please refer to page 45 of the Sales Brochure for the previous building plans approved by the Building Authority on 20 December 2007 of the relevant residential property which show the condition of the relevant residential property when the building works and alterations as exhibited in the Latest Approved Building Plans have not been commenced.

備註：
本頁所示的橫截面圖是根據由建築事務監督於2021年12月14日審批的最新建築圖則制訂（「最新審批建築圖則」）。有關最新審批建築圖則所顯示的建築工程及改動於本售樓說明書印制當日並未開始動工。就相關指明住宅單位根據建築事務監督於2007年12月20日審批的建築圖則，請參閱本售樓說明書的第45頁，當中顯示相關指明住宅單位根據最新審批建築圖則的建築工程及改動並未開始動工前的狀況。

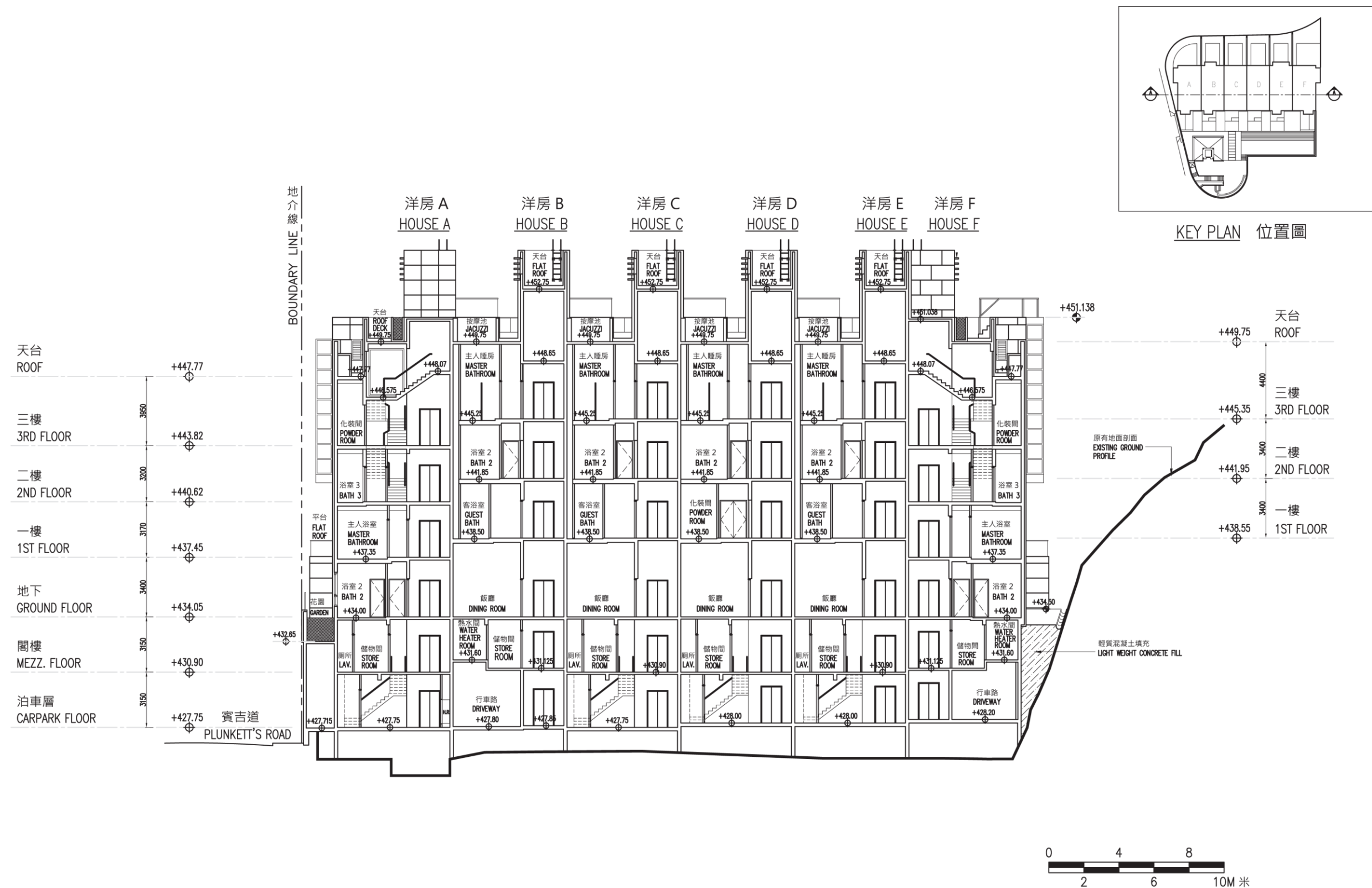


KEY PLAN 位置圖



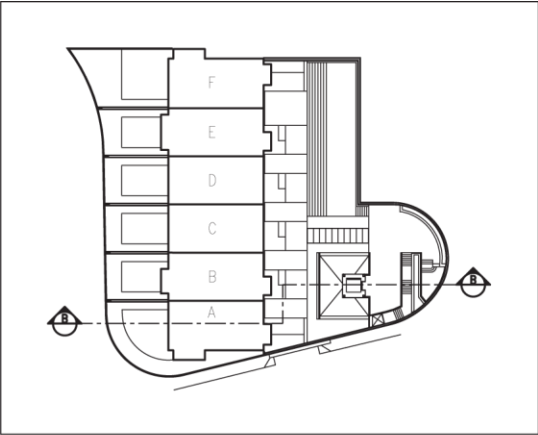
CROSS-SECTION PLAN OF BUILDING IN THE DEVELOPMENT
發展項目中的建築物的橫截面圖

CROSS-SECTION C - C PLAN IN THE DEVELOPMENT
發展項目中的建築物的橫截面圖 A - A

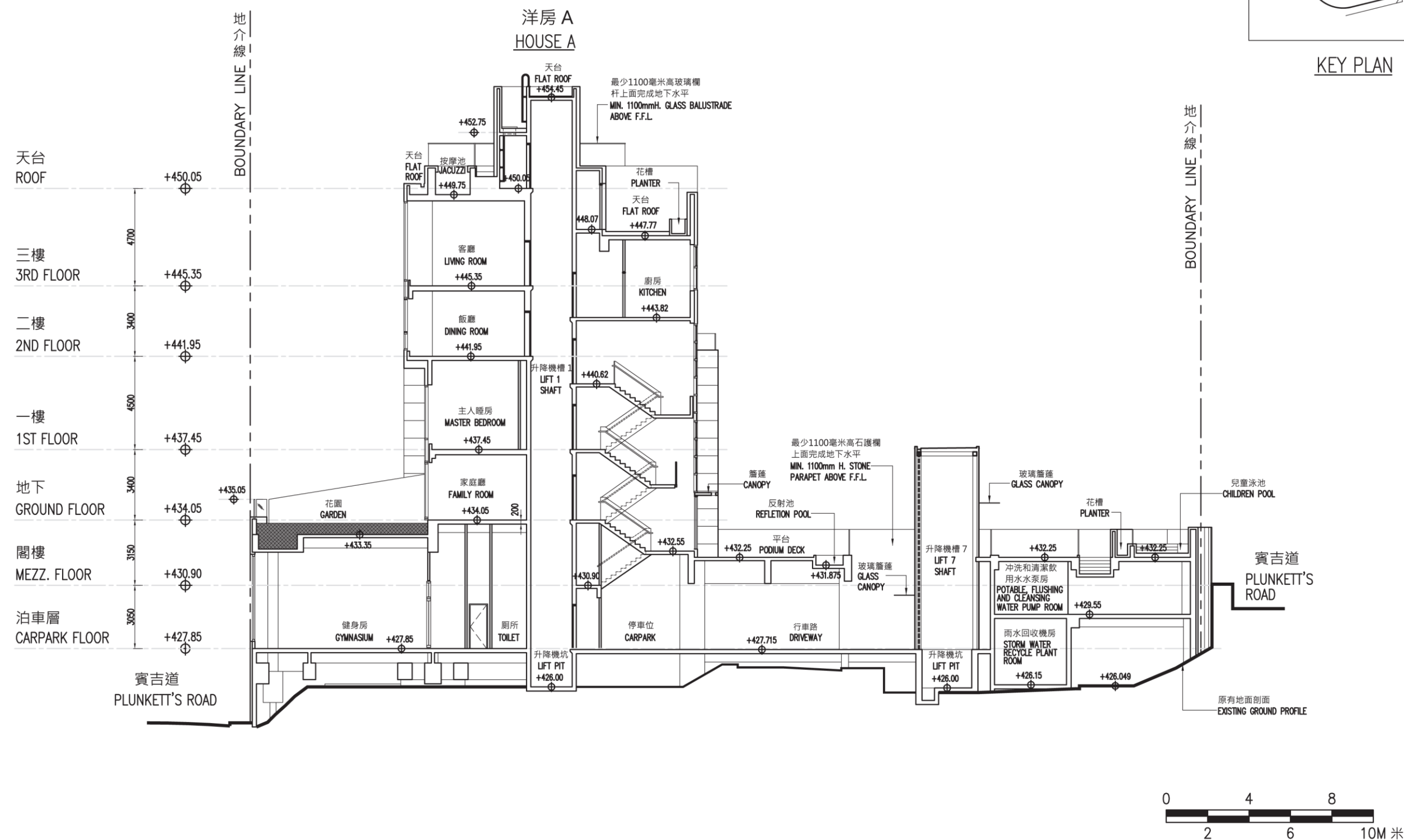


CROSS-SECTION PLAN OF BUILDING IN THE DEVELOPMENT
發展項目中的建築物的橫截面圖

CROSS-SECTION C - C PLAN IN THE DEVELOPMENT
發展項目中的建築物的橫截面圖 B - B



KEY PLAN 位置圖



This is a blank page.
此乃空白頁。

CROSS-SECTION PLAN OF BUILDING IN THE DEVELOPMENT

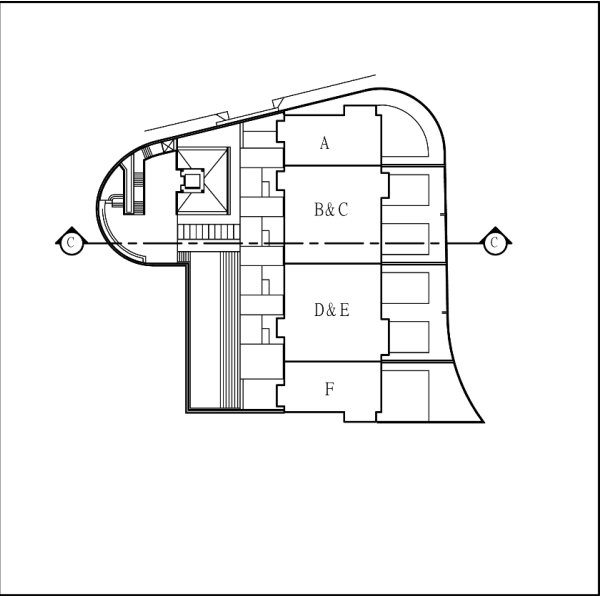
發展項目中的建築物的橫截面圖

CROSS-SECTION C - C PLAN IN THE DEVELOPMENT

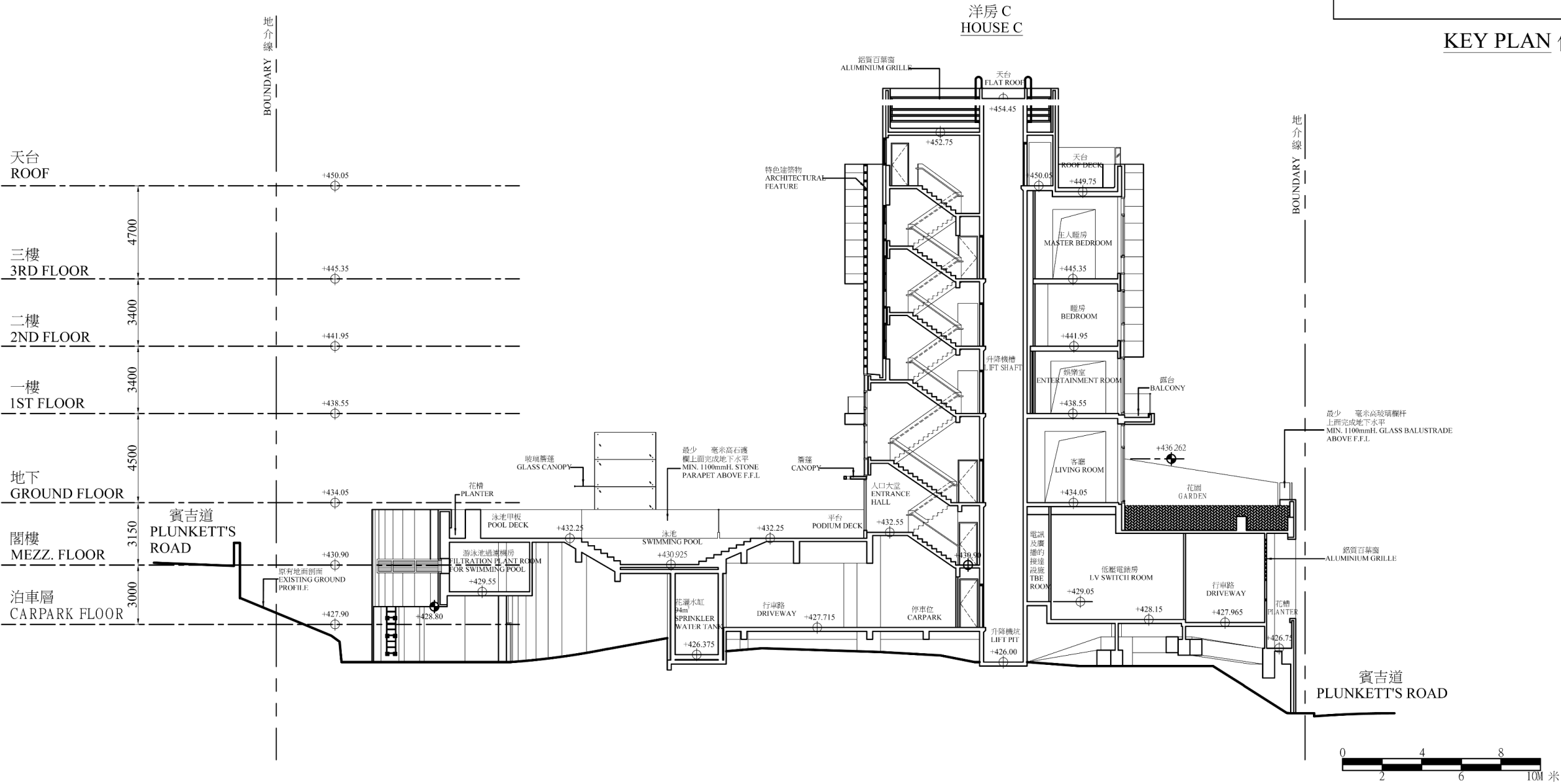
發展項目中的建築物的橫截面圖 C - C

Note:
The cross-section plan on this page are prepared based on the latest building plans approved by the Building Authority on 14 December 2021 (the "Latest Approved Building Plans"). The building works and alterations as exhibited in such Latest Approved Building Plans have not been commenced as at the date of printing of this Sales Brochure. Please refer to page 48 of the Sales Brochure for the previous building plans approved by the Building Authority on 20 December 2007 of the relevant residential property which show the condition of the relevant residential property when the building works and alterations as exhibited in the Latest Approved Building Plans have not been commenced.

備註：
本頁所示的橫截面圖是根據由建築事務監督於2021年12月14日審批的最新建築圖則制訂（「最新審批建築圖則」）。有關最新審批建築圖則所顯示的建築工程及改動於本售樓說明書印制當日並未開始動工。就相關指明住宅單位根據建築事務監督於2007年12月20日審批的建築圖則，請參閱本售樓說明書的第48頁，當中顯示相關指明住宅單位根據最新審批建築圖則的建築工程及改動並未開始動工前的狀況。

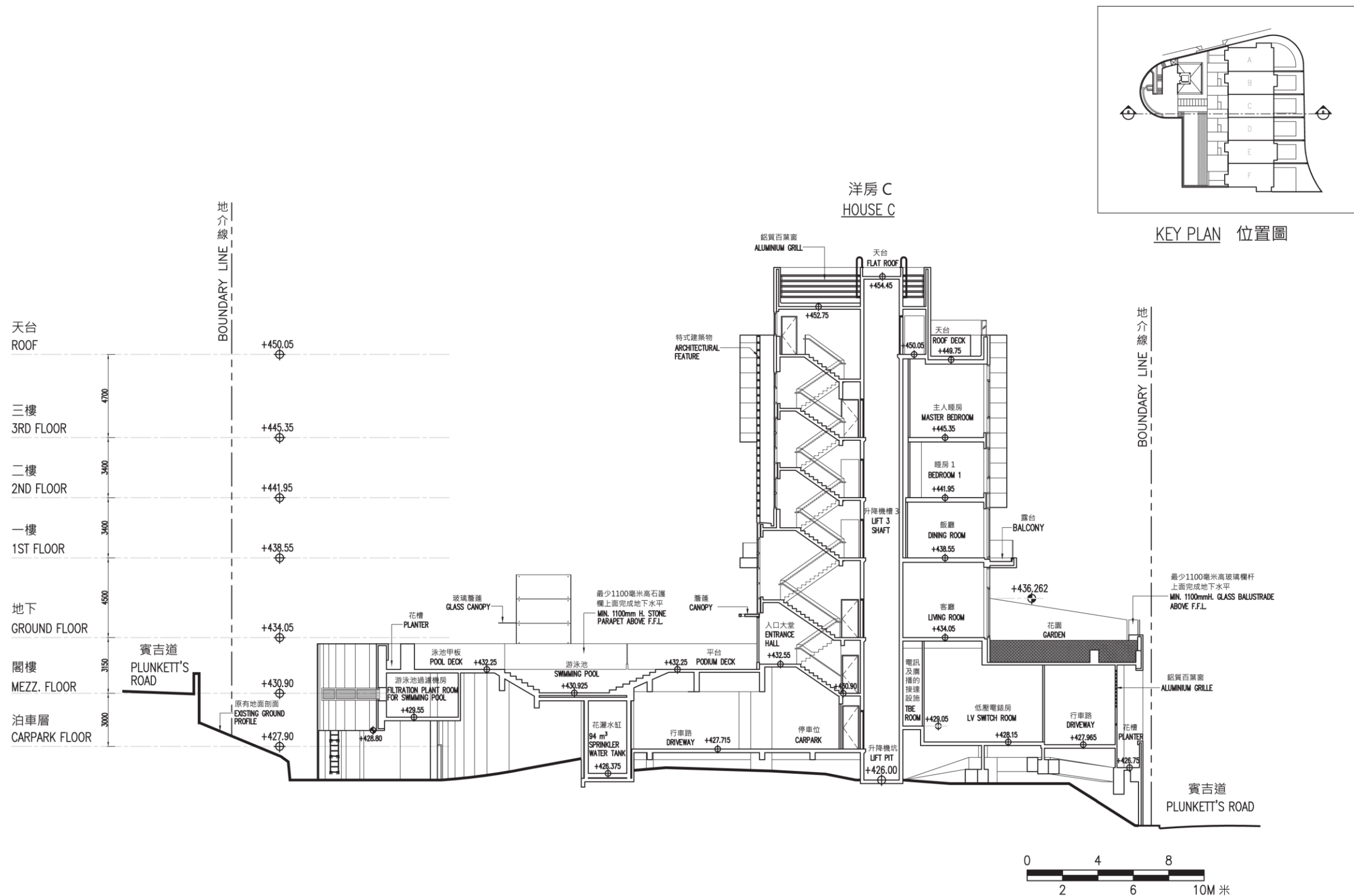


KEY PLAN 位置圖



CROSS-SECTION PLAN OF BUILDING IN THE DEVELOPMENT
發展項目中的建築物的橫截面圖

CROSS-SECTION C - C PLAN IN THE DEVELOPMENT
發展項目中的建築物的橫截面圖 C - C



ELEVATION PLAN

立面圖

ELEVATION PLAN 1

立面圖 1

Note:
The elevation plan on this page are prepared based on the latest building plans approved by the Building Authority on 14 December 2021 (the “Latest Approved Building Plans”). The building works and alterations as exhibited in such Latest Approved Building Plans have not been commenced as at the date of printing of this Sales Brochure. Please refer to page 50 of the Sales Brochure for the previous building plans approved by the Building Authority on 20 December 2007 of the relevant residential property which show the condition of the relevant residential property when the building works and alterations as exhibited in the Latest Approved Building Plans have not been commenced.

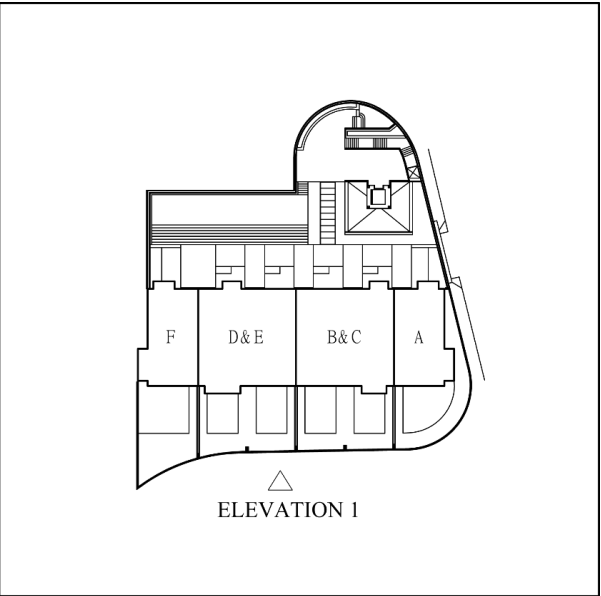
備註：
本頁所示的立面圖是根據由建築事務監督於2021年12月14日審批的最新建築圖則制訂(「最新審批建築圖則」)。有關最新審批建築圖則所顯示的建築工程及改動於本售樓說明書印制當日並未開始動工。就相關指明住宅單位根據建築事務監督於2007年12月20日審批的建築圖則，請參閱本售樓說明書的第50頁，當中顯示相關指明住宅單位根據最新審批建築圖則的建築工程及改動並未開始動工前的狀況。

Authorized Person Mr. Warren Pau certified that the elevation shown on this plan:

- (1) is prepared on the basis of the building plans for the Development as approved by the Building Authority on 14 December 2021 and
- (2) is in general accordance with the outward appearance of the Development.

認可人士鮑華龍先生認證本圖紙所示的立面圖：

- (1) 整體是依據建築物事務監督於2021年12月14日批准圖則繪製；和
- (2) 大致與發展項目的外表相符。



KEY PLAN 位置圖



ELEVATION PLAN

立面圖

ELEVATION PLAN 1

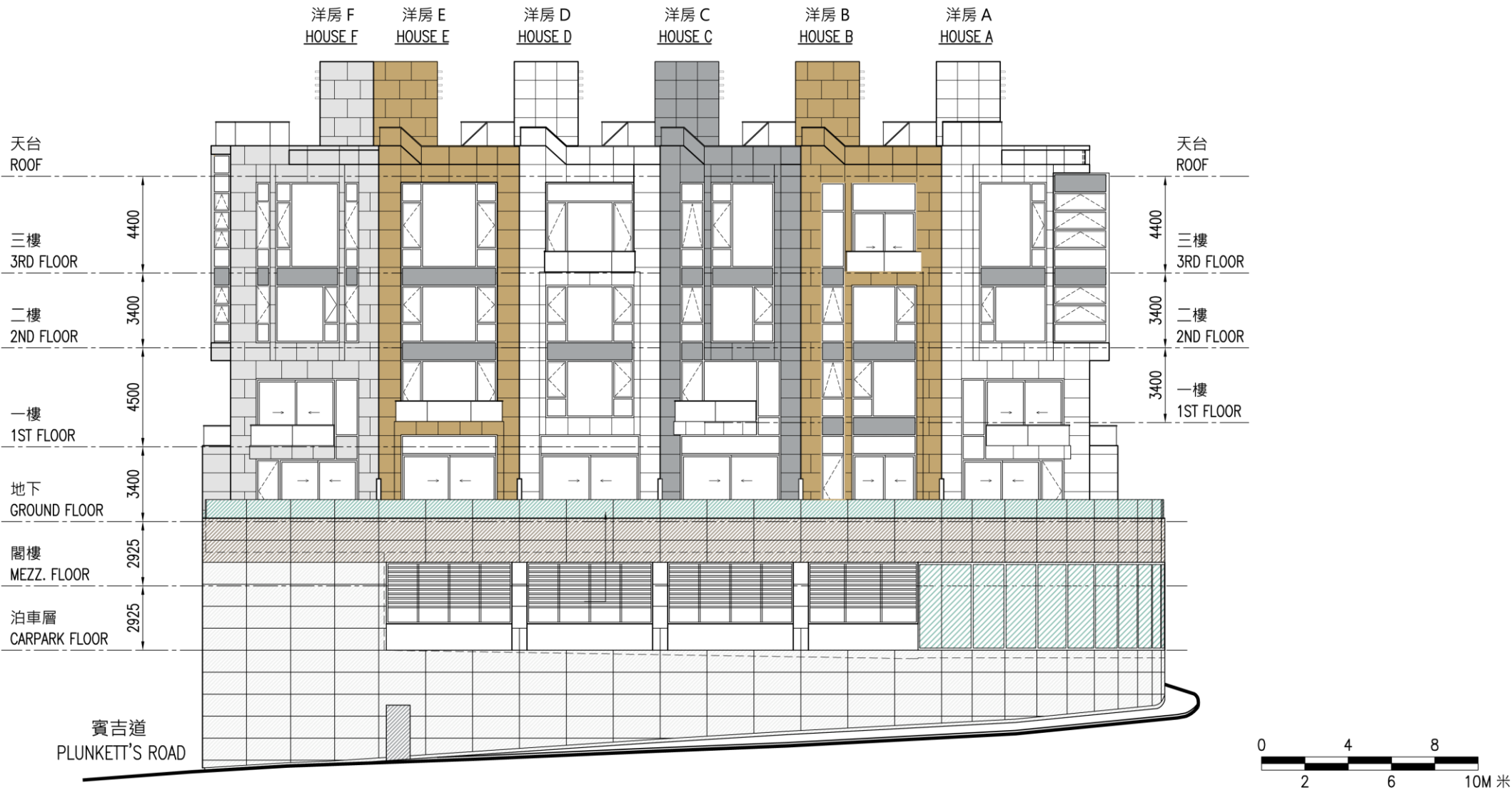
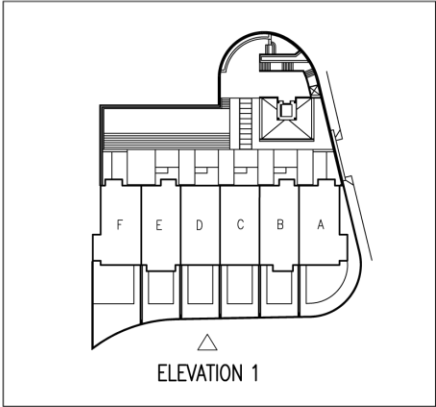
立面圖 1

Authorized Person Mr. Kwok Yui Chung certified that the elevation shown on this plan:

- (1) is prepared on the basis of the building plans for the Development as approved by the Building Authority on 20 December 2007 and
- (2) is in general accordance with the outward appearance of the Development.

認可人士郭銳忠先生認證本圖紙所示的立面圖：

- (1) 整體是依據建築物事務監督於2007年12月20日批准圖則繪製；和
- (2) 大致與發展項目的外表相符。



ELEVATION PLAN

立面圖

ELEVATION PLAN 2

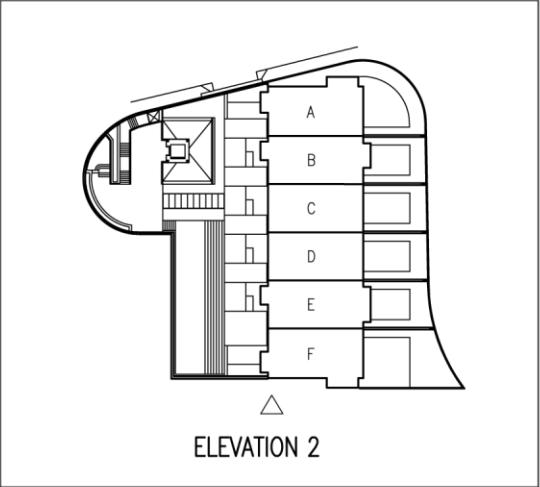
立面圖 2

Authorized Person Mr. Kwok Yui Chung certified that the elevation shown on this plan:

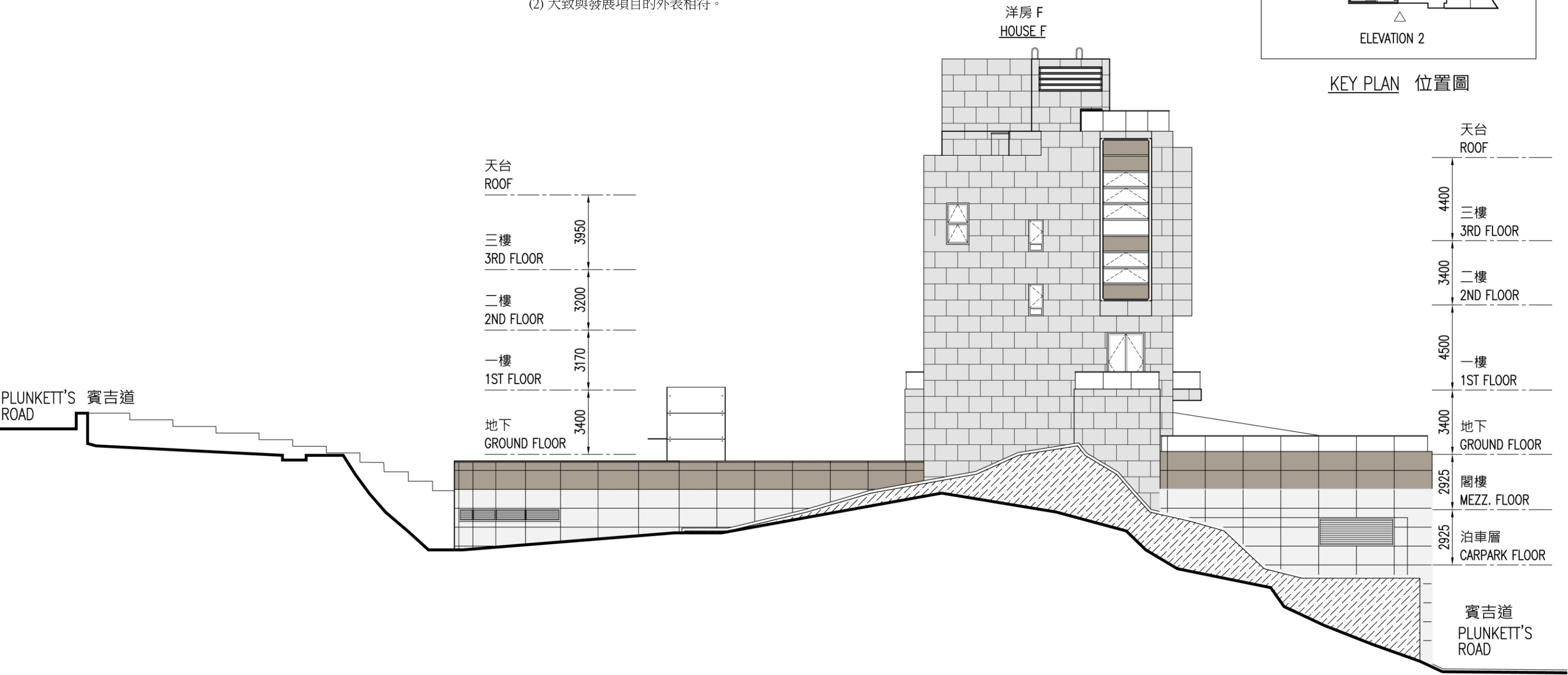
- (1) is prepared on the basis of the building plans for the Development as approved by the Building Authority on 20 December 2007 and
- (2) is in general accordance with the outward appearance of the Development.

認可人士郭銳忠先生認證本圖紙所示的立面圖：

- (1) 整體是依據建築物事務監督於2007年12月20日批准圖則繪製；和
- (2) 大致與發展項目的外表相符。



KEY PLAN 位置圖



This is a blank page.
此乃空白頁。

ELEVATION PLAN

立面圖

ELEVATION PLAN 3

立面圖 3

Note:

The elevation plan on this page are prepared based on the latest building plans approved by the Building Authority on 14 December 2021 (the “Latest Approved Building Plans”). The building works and alterations as exhibited in such Latest Approved Building Plans have not been commenced as at the date of printing of this Sales Brochure. Please refer to page 53 of the Sales Brochure for the previous building plans approved by the Building Authority on 20 December 2007 of the relevant residential property which show the condition of the relevant residential property when the building works and alterations as exhibited in the Latest Approved Building Plans have not been commenced.

備註：

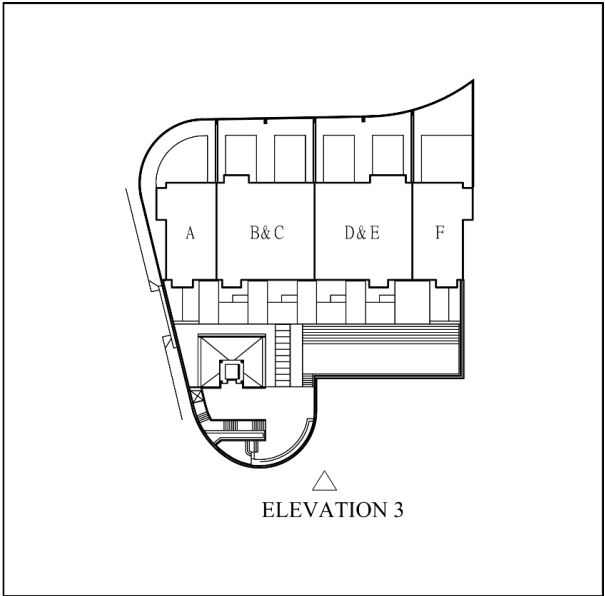
本頁所示的立面圖是根據由建築事務監督於2021年12月14日審批的最新建築圖則制訂(「最新審批建築圖則」)。有關最新審批建築圖則所顯示的建築工程及改動於本售樓說明書印制當日並未開始動工。就相關指明住宅單位根據建築事務監督於2007年12月20日審批的建築圖則，請參閱本售樓說明書的第53頁，當中顯示相關指明住宅單位根據最新審批建築圖則的建築工程及改動並未開始動工前的狀況。

Authorized Person Mr. Warren Pau certified that the elevation shown on this plan:

- (1) is prepared on the basis of the building plans for the Development as approved by the Building Authority on 14 December 2021 and
- (2) is in general accordance with the outward appearance of the Development.

認可人士鮑華龍先生認證本圖紙所示的立面圖：

- (1) 整體是依據建築物事務監督於2021年12月14日批准圖則繪製；和
- (2) 大致與發展項目的外表相符。



KEY PLAN 位置圖



ELEVATION PLAN

立面圖

ELEVATION PLAN 3

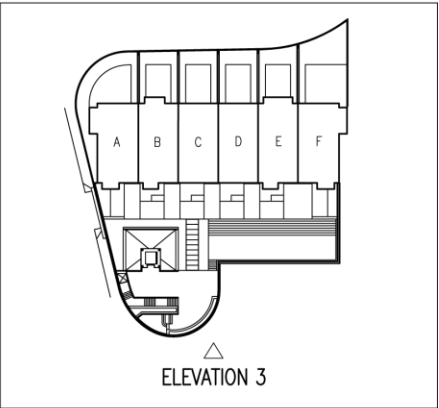
立面圖 3

Authorized Person Mr. Kwok Yui Chung certified that the elevation shown on this plan:

- (1) is prepared on the basis of the building plans for the Development as approved by the Building Authority on 20 December 2007 and
- (2) is in general accordance with the outward appearance of the Development.

認可人士郭銳忠先生認證本圖紙所示的立面圖：

- (1) 整體是依據建築物事務監督於2007年12月20日批准圖則繪製；和
- (2) 大致與發展項目的外表相符。



KEY PLAN 位置圖



ELEVATION PLAN
立面圖

ELEVATION PLAN 4
立面圖 4

Authorized Person Mr. Kwok Yui Chung certified that the elevation shown on this plan:

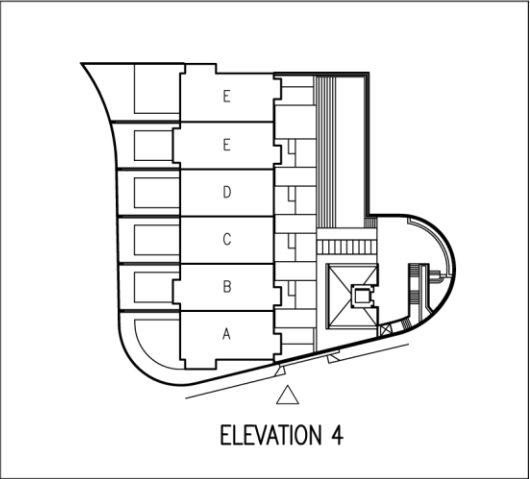
(1) is prepared on the basis of the building plans for the Development as approved by the Building Authority on 20 December 2007 and

(2) is in general accordance with the outward appearance of the Development.

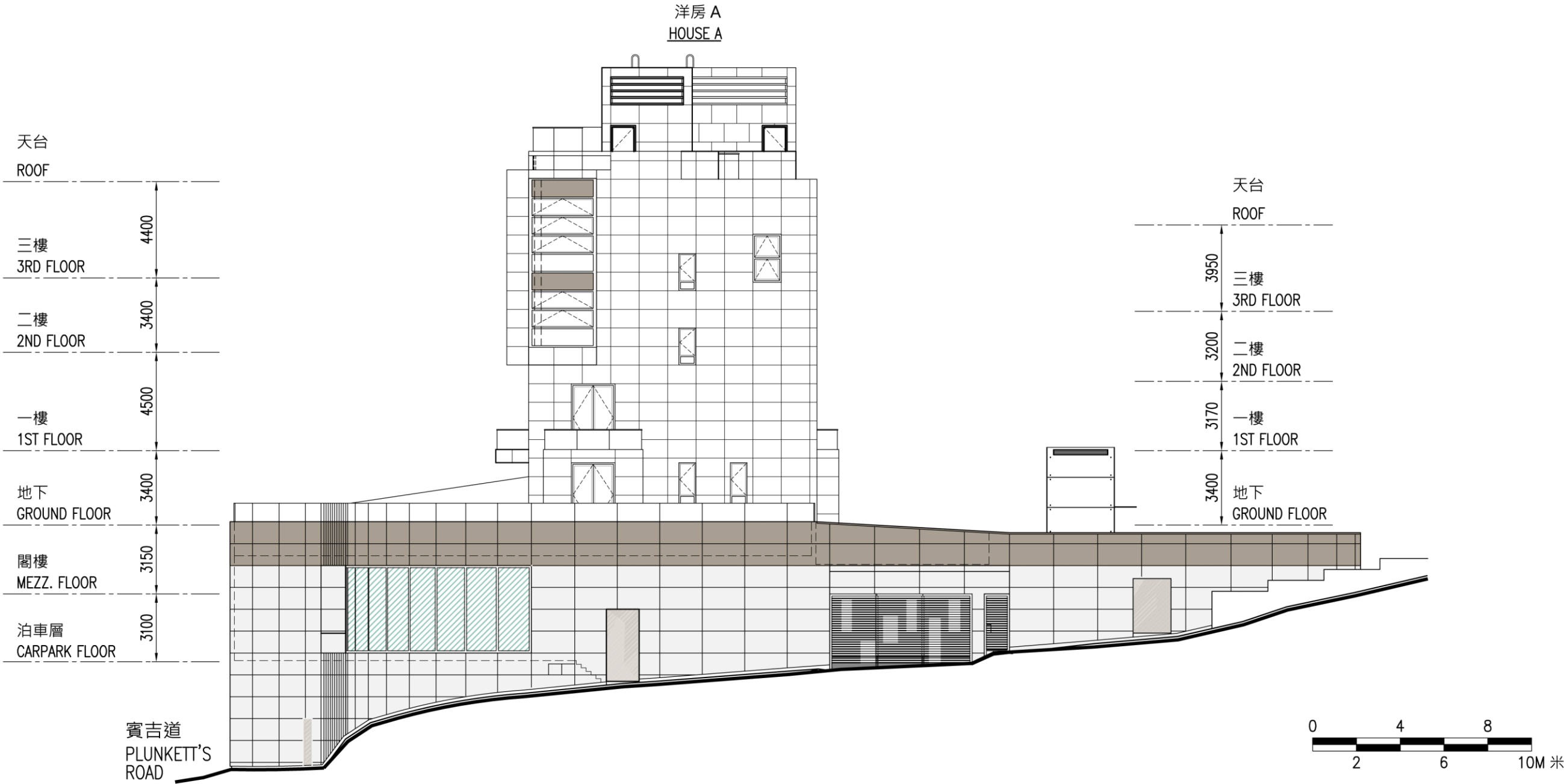
認可人士郭銳忠先生認證本圖紙所示的立面圖：

(1) 整體是依據建築物事務監督於2007年12月20日批准圖則繪製；和

(2) 大致與發展項目的外表相符。



KEY PLAN 位置圖



INFORMATION ON COMMON FACILITIES IN THE DEVELOPMENT

發展項目中的公用設施的資料

		Covered 有蓋	Uncovered 露天	Total Area 總面積
Residents' Clubhouse 住客會所	sq.ft. 平方呎	1,172	2,658	3,830
	sq.m. 平方米	108.855	246.949	355.804

INSPECTION OF PLANS AND DEED OF MUTUAL COVENANT

閱覽圖則及公契

1.

A copy of the Outline Zoning Plan relating to the development is available at www.ozp.tpb.gov.hk
2.

A copy of the deed of mutual covenant in respect of the specified residential property that has been executed is available for inspection at the place at which the residential property is offered to be sold.
3.

The inspection is free of charge.
1.

備有關乎本發展項目的分區計劃大綱圖的文本可在此互聯網網站 www.ozp.tpb.gov.hk 閱覽
2.

關於住宅物業已簽立的公契副本將存放在發售住宅物業的地方，以供閱覽。
3.

閱覽無須付款。

FITTINGS, FINISHES AND APPLIANCES

裝置、裝修物料及設備

1. Exterior finishes 外部裝修物料

a.	External wall 外牆	Houses 洋房 A, C & D : Vitreous enamel panel cladding. 外牆掛光面搪瓷板。 Houses 洋房 B, E, & F : Natural Stone cladding. 外牆掛天然石。	
b.	Window 窗	Frame: Fluro-carbon aluminum frame. 框：氟塑料外層鋁質窗框。 Glass : Clear glass. 玻璃：清玻璃片。	
c.	Bay window 窗台	Nil 沒有	
d.	Planter 花槽	Natural stone tiles.天然石瓷磚。	
e.	Verandah or Balcony 陽台或露台	(i)	Fitted with glass balustrades. 裝置玻璃欄河。 Floor 地台： Natural stone flooring. 天然石地台。
		(ii)	Houses 洋房 A,C & F : Balcony is partially covered. 露台局部地方有上蓋。 Houses 洋房 B,D & E : No balcony. 沒有露台。
		(iii)	There is no verandah. 沒有陽台。
f.	Drying facilities for clothing 乾衣設施	Nil 沒有	

2. Interior finishes 室內裝修物料

a.	Lobby 大堂	Private lift lobby for each house (Carpark floor to Upper Roof floor) 每座洋房私人電梯大堂（由泊車層至上層天台） Internal Wall 內牆: House 洋房 A - Natural stone panel, mirror panel and plaster finish. 天然石面板、玻璃鏡面板及批盪。 Houses 洋房 B&E – Natural stone panel, mirror panel, plaster finish and emulsion paint. 天然石面板、玻璃鏡面板、批盪及髹乳膠漆。 House 洋房 C – Natural stone panel, mirror panel, gold foil panel, plaster finish and emulsion paint. 天然石面板、玻璃鏡面板、金箔飾面板、批盪及髹乳膠漆。 House 洋房 D – Natural stone panel with metal trim, mirror panel, plaster finish and emulsion paint. 天然石面板配金屬線飾、玻璃鏡面板、批盪及髹乳膠漆。 House 洋房 F – Natural stone panel, mirror panel and emulsion paint. 天然石面板、玻璃鏡面板及髹乳膠漆。 Floor 地板: Houses 洋房 A-F - Natural stone flooring. 天然石地台。 Ceiling 天花板: Houses 洋房 A-F – Suspended board false ceiling finished with plaster finish and emulsion paint and equipped with lightings. 假天花批盪及髹乳膠漆並裝妥照明燈飾。	
----	----------	---	--

b.	Internal wall and ceiling 內牆及天花板	House 洋房 A	Internal Wall 內牆 Living room 客廳： Natural stone wall panel and plaster finish. 天然石面板及批盪。 Dining room 飯廳： Natural stone wall panel and plaster finish. 天然石面板及批盪。 Bedroom 睡房： i) Bedroom 睡房 1 Wood veneer timber panel with moulding. 木皮飾面板配線飾。 ii) Bedroom 睡房 2 Lacquered paint panel with moulding and emulsion paint. 手掃漆面板配線飾及髹乳膠漆。 iii) Bedroom 睡房 3 Wood veneer timber panel and fabric panel. 木皮飾面板及布料飾面板。 iv) Master bedroom 主人睡房 Lacquered paint panel and fabric panel. 手掃漆面板及布料飾面板。 Ceiling 天花板 Living/Dining room, Bedroom 1,2&3 and Master bedroom： Suspended board false ceiling finished with emulsion paint and equipped with lightings. 客／飯廳、睡房 1、2、3 及主人睡房：假天花髹乳膠漆並裝妥照明燈飾。
		House 洋房 B	Internal Wall 內牆 Living/Dining room 客／飯廳： Natural stone panel and mirror panel with moulding. 天然石面板及玻璃鏡面板配線飾。 Bedroom 睡房： i) Study/ Guest bedroom 書／客房 Wood veneer timber panel, leather panel and emulsion paint. 木皮飾面板、皮革飾面板及髹乳膠漆。 ii) Bedroom 睡房 1 Wood veneer timber panel with moulding, natural stone panel and emulsion paint. 木皮飾面板配線飾、天然石面板及髹乳膠漆。 iii) Bedroom 睡房 2 Fabric panel fitted with timber frame and emulsion paint. 布料飾面板配木框及髹乳膠漆。 iv) Master bedroom 主人睡房 Wall paper with moulding and natural stone panel. 牆紙配線飾及天然石面板。

FITTINGS, FINISHES AND APPLIANCES

裝置、裝修物料及設備

b.	Internal wall and ceiling 內牆及天花板	House 洋房 B	Ceiling 天花板 <div>Living/ Dining room and Master bedroom 客／飯廳及主人睡房</div> <div>: Suspended board false ceiling with moulding finished with emulsion paint and equipped with lightings. 假天花髹乳膠漆配線飾並裝妥照明燈飾。</div> <div>Study/Guest bedroom, Bedroom 1 & 2 書／客房、睡房 1 及 2</div> <div>: Suspended board false ceiling finished with emulsion paint and equipped with lightings. 假天花髹乳膠漆並裝妥照明燈飾。</div>
		House 洋房 C	Internal Wall 內牆 <div>G/F Living/Dining room 地下客／飯廳</div> <div>: Natural stone panel, mirror panel and plaster finish. 天然石面板、玻璃鏡面板及批盪。</div> <div>1/F Dining room 一樓飯廳</div> <div>: Gold foil wall, mirror panel and plaster finish. 金箔飾面板、玻璃鏡面板及批盪。</div> <div>Bedroom 睡房</div> <div>: i) Study/Guest bedroom 書／客房 Fabric panel and emulsion paint. 布料飾面板及髹乳膠漆。 ii) Bedroom 睡房 1 Wood veneer timber panel and plaster finish. 木皮飾面板及批盪。 iii) Bedroom 睡房 2 Fabric panel and lacquered finish. 布料飾面板及髹手掃漆。 iv) Master bedroom 主人睡房 Leather panel. 皮革飾面板。</div> Ceiling 天花板 <div>G/F Living/Dining room 地下客／飯廳</div> <div>: Suspended metal penal false ceiling and suspended board false ceiling finished with emulsion paint and equipped with lightings. 金屬板假天花及髹乳膠漆假天花並裝妥照明燈飾。</div> <div>1/F Dining room , Study/Guest bedroom, Bedroom 1 & 2 and Master bedroom 一樓飯廳、書／客房、睡房 1、2 及主人睡房</div> <div>: Suspended board false ceiling finished with emulsion paint and equipped with lightings. 假天花髹乳膠漆並裝妥照明燈飾。</div>

b.	Internal wall and ceiling 內牆及天花板	House 洋房 D	Internal Wall 內牆 G/F Living/ Dining room 地下客／飯廳 : Natural stone panel, mirror panel and plaster finish. 天然石面板、玻璃鏡面板及批盪。 1/F Dining Room 一樓飯廳 : Natural stone panel and plaster finish. 天然石面板及批盪。 Bedroom 睡房 : i) Bedroom 睡房 1 Wood veneer timber panel with moulding. 木皮飾面板配線飾。 ii) Bedroom 睡房 2 Fabric panel with moulding. 布料飾面板配線飾。 iii) Master bedroom 主人睡房 Mirror panel and wall paper with timber frame and with natural stone moulding and emulsion paint. 玻璃鏡面板及牆紙配木框及配天然石線飾及髹乳膠漆。 Ceiling 天花板 Living/Dining room , Bedroom 1&2 and Master bedroom 客／飯廳、睡房 1、2 及主人睡房 : Suspended board false ceiling finished with emulsion paint and equipped with lightings. 假天花髹乳膠漆並裝妥照明燈飾。
		House 洋房 E	Internal Wall 內牆 G/F Living/Dining room 地下客／飯廳 : Mirror panel, wood veneer timber panel with metal trim and emulsion paint. 玻璃鏡面板、木皮飾面板配金屬線飾及髹乳膠漆。 1/F Dining room 一樓飯廳 : Mirror panel and wood veneer timber panel. 玻璃鏡面板及木皮飾面板。 Bedroom 睡房 : i) Study/Guest bedroom 書／客房 Wood veneer timber panel and fabric panel. 木皮飾面板及布料飾面板。 ii) Bedroom 睡房 1 Wood veneer timber panel, plaster finish and mirror panel. 木皮飾面板、批盪及玻璃鏡面板。 iii) Bedroom 睡房 2 Wall paper and emulsion paint. 牆紙及髹乳膠漆。 iv) Master bedroom 主人睡房 Fabric panel, mirror panel with gold leaf timber moulding and natural stone moulding. 布料飾面板、玻璃鏡面板配金箔飾面木料線飾及天然石線飾。

FITTINGS, FINISHES AND APPLIANCES

裝置、裝修物料及設備

b.	Internal wall and ceiling 內牆及天花板	House 洋房 E	Ceiling 天花板 Living/Dining room , Study/Guest bedroom, Bedroom 1 & 2 客／飯廳、書／客房、睡房 1 及 2 Master bedroom 主人睡房 : Suspended board false ceiling with moulding finished with emulsion paint and equipped with lightings. 假天花配線飾髹乳膠漆並裝妥照明燈飾。 : Suspended board false ceiling with emulsion paint finish fitted with gold foil moulding and equipped with lightings. 假天花髹乳膠漆配金箔飾面線飾並裝妥照明燈飾。
		House 洋房 F	Internal Wall 內牆 Living room 客廳 Dining room 飯廳 Bedroom 睡房 i) Bedroom 睡房 1 ii) Bedroom 睡房 2 iii) Bedroom 睡房 3 iv) Master bedroom 主人睡房 : Natural stone panel with metal trim, mirror panel with metal trim, glass panel with metal frame and plaster finish. 天然石面板配金屬線飾、玻璃鏡面板配金屬線飾、玻璃面板配金屬框及批盪。 : Natural stone panel with metal trim, mirror panel with metal trim, glass panel with metal frame and plaster finish. 天然石面板配金屬線飾、玻璃鏡面板配金屬線飾、玻璃面板配金屬框及批盪。 : Fabric panel with timber frame and emulsion paint. 布料飾面板配木框及髹乳膠漆。 Timber panel with moulding, mirror panel, wall paper and gold leaf panel. 木料飾面板配線飾、玻璃鏡面板、牆紙及金箔飾面板。 Leather panel with timber frame, mirror panel and emulsion paint. 皮革飾面板配木框、玻璃鏡面板及髹乳膠漆。 Fabric panel with natural stone frame and plaster finish. 布料飾面板配天然石框及批盪。

b.	Internal wall and ceiling 內牆及天花板	House 洋房 F	Ceiling 天花板 Living/Dining room 客／飯廳 Bedroom 睡房 1,2&3 Master bedroom 主人睡房 : Suspended board false ceiling finish with emulsion paint and equipped with lightings. 假天花髹乳膠漆並裝妥照明燈飾。 : Suspended board false ceiling finished with emulsion paint and equipped with lightings. 假天花髹乳膠漆並裝妥照明燈飾。 : Suspended board false ceiling finished with emulsion paint with natural stone moulding and equipped with lightings. 假天花髹乳膠漆配天然石線飾並裝妥照明燈飾。
c.	Internal floor 內部地板	House 洋房 A	Floor 地板 Living room 客廳 Dining room 飯廳 Bedroom 睡房 i) Bedroom 睡房 1 ii) Bedroom 睡房 2 iii) Bedroom 睡房 3 iv) Master bedroom 主人睡房 : Natural stone flooring. 天然石地板。 : Natural stone flooring. 天然石地板。 : Wall to wall carpet and timber. 地板鋪地毯及木料。 Wall to wall carpet and timber. 地板鋪地毯及木料。 Wall to wall carpet and timber. 地板鋪地毯及木料。 Wall to wall carpet and timber. 地板鋪地毯及木料。 Skirting 牆腳線 Living room 客廳 Dining room 飯廳 Bedroom 睡房 i) Bedroom 睡房 1 ii) Bedroom 睡房 2 iii) Bedroom 睡房 3 iv) Master bedroom 主人睡房 : Natural stone skirting. 天然石牆腳線。 : Natural stone skirting. 天然石牆腳線。 : Timber skirting. 木料牆腳線。 Timber skirting with lacquered paint. 髹手掃漆木料牆腳線。 Timber skirting with lacquered paint. 髹手掃漆木料牆腳線。 Timber skirting with lacquered paint. 髹手掃漆木料牆腳線。

FITTINGS, FINISHES AND APPLIANCES

裝置、裝修物料及設備

c.	Internal floor 內部地板	House 洋房 B	Floor 地板 Living room 客廳：Natural stone flooring. 天然石地板。 Dining room 飯廳：Natural stone flooring. 天然石地板。 Bedroom 睡房： i) Study /Guest bedroom 書／客房 Wall to wall carpet. 地板全鋪地毯。 ii) Bedroom 睡房 1 Wall to wall carpet. 地板全鋪地毯。 iii) Bedroom 睡房 2 Wall to wall carpet. 地板全鋪地毯。 iv) Master bedroom 主人睡房 Wall to wall carpet. 地板全鋪地毯。
			Skirting 牆腳線 Living room 客廳：Natural stone skirting. 天然石牆腳線。 Dining room 飯廳：Natural stone skirting. 天然石牆腳線。 Bedroom 睡房： i) Study /Guest bedroom 書／客房 Timber skirting. 木料牆腳線。 ii) Bedroom 睡房 1 Timber skirting. 木料牆腳線。 iii) Bedroom 睡房 2 Timber skirting with lacquered paint. 髹手掃漆木料牆腳線。 iv) Master bedroom 主人睡房 Natural stone skirting. 天然石牆腳線。
		House 洋房 C	Floor 地板 Living room 客廳：Natural stone flooring. 天然石地板。 Dining room 飯廳：Natural stone flooring. 天然石地板。 Bedroom 睡房： i) Study /Guest Bedroom 書／客房 Wall to wall carpet. 地板全鋪地毯。 ii) Bedroom 睡房 1 Wall to wall carpet. 地板全鋪地毯。 iii) Bedroom 睡房 2 Wall to wall carpet. 地板全鋪地毯。 iv) Master bedroom 主人睡房 Wall to wall carpet. 地板全鋪地毯。
			Skirting 牆腳線 Living room 客廳：Metal skirting. 金屬牆腳線。 Dining room 飯廳：Metal skirting. 金屬牆腳線。

c.	Internal floor 內部地板	House 洋房 C	Bedroom 睡房： i) Study /Guest Bedroom 書／客房 Timber skirting with lacquered paint. 髹手掃漆木料牆腳線。 ii) Bedroom 睡房 1 Timber skirting. 木料牆腳線。 iii) Bedroom 睡房 2 No skirting. 沒有牆腳線。 iv) Master bedroom 主人睡房 Timber skirting with lacquered paint . 髹手掃漆木料牆腳線。
		House 洋房 D	Floor 地板 Living room 客廳：Natural stone flooring. 天然石地板。 Dining room 飯廳：Natural stone flooring. 天然石地板。 Bedroom 睡房： i) Bedroom 睡房 1 Wall to wall carpet. 地板全鋪地毯。 ii) Bedroom 睡房 2 Wall to wall carpet. 地板全鋪地毯。 iii) Master bedroom 主人睡房 Wall to wall carpet. 地板全鋪地毯。
			Skirting 牆腳線 Living room 客廳：Natural stone skirting. 天然石牆腳線。 Dining room 飯廳：Natural stone skirting. 天然石牆腳線。 Bedroom 睡房： i) Bedroom 睡房 1 Timber skirting. 木料牆腳線。 ii) Bedroom 睡房 2 Timber skirting with lacquered paint. 髹手掃漆木料牆腳線。 iii) Master bedroom 主人睡房 Timber and natural stone skirting. 木料及天然石牆腳線。

FITTINGS, FINISHES AND APPLIANCES

裝置、裝修物料及設備

c.	Internal floor 內部地板	House 洋房 E	Floor 地板 Living room 客廳：Natural stone flooring. 天然石地板。 Dining room 飯廳：Natural stone flooring. 天然石地板。 Bedroom 睡房： i) Study /Guest bedroom 書／客房 Wall to wall carpet. 地板全鋪地毯。 ii) Bedroom 睡房 1 Wall to wall carpet. 地板全鋪地毯。 iii) Bedroom 睡房 2 Wall to wall carpet. 地板全鋪地毯。 iv) Master bedroom 主人睡房 Wall to wall carpet. 地板全鋪地毯。
			Skirting 牆腳線 Living room 客廳：Metal skirting. 金屬牆腳線。 Dining room 飯廳：Metal skirting. 金屬牆腳線。 Bedroom 睡房： i) Study /Guest bedroom 書／客房 Timber high gloss paint skirting. 髹高光油木料牆腳線。 ii) Bedroom 睡房 1 Timber skirting. 木料牆腳線。 iii) Bedroom 睡房 2 Timber skirting with lacquered paint. 髹手掃漆木料牆腳線。 iv) Master bedroom 主人睡房 Natural stone skirting. 天然石牆腳線。
		House 洋房 F	Floor 地板 Living room 客廳：Natural stone flooring. 天然石地板。 Dining room 飯廳：Natural stone flooring. 天然石地板。 Bedroom 睡房： i) Bedroom 睡房 1 Wall to wall carpet. 地板全鋪地毯。 ii) Bedroom 睡房 2 Wall to wall carpet. 地板全鋪地毯。 iii) Bedroom 睡房 3 Wall to wall carpet. 地板全鋪地毯。 iv) Master bedroom 主人睡房 Wall to wall carpet. 地板全鋪地毯。
			Skirting 牆腳線 Living room 客廳：Natural stone skirting. 天然石牆腳線。 Dining room 飯廳：Natural stone and metal skirting. 天然石及金屬牆腳線。 Bedroom 睡房： i) Bedroom 睡房 1 No skirting. 沒有牆腳線。

c.	Internal floor 內部地板	House 洋房 F	ii) Bedroom 睡房 2 Timber skirting. 木料牆腳線。 iii) Bedroom 睡房 3 Timber skirting. 木料牆腳線。 iv) Master bedroom 主人睡房 Natural stone skirting. 天然石牆腳線。
d.	Bathroom 浴室	House 洋房 A	(i) Master bathroom 主人浴室 Wall 牆身: Natural stone panel and mirror panel and run up to the false ceiling. 天然石面板及玻璃鏡面板鋪至假天花。 Floor 地台: Finished with natural stone flooring to exposed surface. 見光地台鋪天然石。 Ceiling 天花: Suspended board false ceiling finished with emulsion paint and equipped with lightings. 假天花髹乳膠漆並裝妥照明燈飾。
			(ii) Bath 浴室 1 Wall 牆身: Mirror panel and natural stone panel and run up to the false ceiling. 玻璃鏡面板及天然石面板鋪至假天花。 Floor 地台: Finished with natural stone flooring to exposed surface. 見光地台鋪天然石。 Ceiling 天花: Suspended board false ceiling finished with emulsion paint and equipped with lightings. 假天花髹乳膠漆並裝妥照明燈飾。
			(iii) Bath 浴室 2 Wall 牆身: Mirror panel and natural stone panel and run up to the false ceiling. 玻璃鏡面板及天然石面板鋪至假天花。 Floor 地台: Finished with natural stone flooring to exposed surface. 見光地台鋪天然石。 Ceiling 天花: Suspended board false ceiling finished with emulsion paint and equipped with lightings. 假天花髹乳膠漆並裝妥照明燈飾。
			(iv) Bath 浴室 3 Wall 牆身: Mirror panel and natural stone panel and run up to the false ceiling. 玻璃鏡面板及天然石面板鋪至假天花。 Floor 地台: Finished with natural stone flooring to exposed surface. 見光地台鋪天然石。 Ceiling 天花: Suspended board false ceiling finished with emulsion paint and equipped with lightings. 假天花髹乳膠漆並裝妥照明燈飾。

FITTINGS, FINISHES AND APPLIANCES

裝置、裝修物料及設備

d.	Bathroom 浴室	House 洋房 B	(i)	Master bathroom 主人浴室 Wall 牆身: Mirror panel and natural stone panel and run up to the false ceiling. 玻璃鏡面板及天然石面板鋪至假天花。 Floor 地台: Finished with natural stone flooring to exposed surface. 見光地台鋪天然石。 Ceiling 天花: Suspended board false ceiling finished with emulsion paint and equipped with lightings. 假天花髹乳膠漆並裝妥照明燈飾。
			(ii)	Bath 浴室 1 Wall 牆身: Mirror panel and natural stone panel and run up to the false ceiling. 玻璃鏡面板及天然石面板鋪至假天花。 Floor 地台: Finished with natural stone flooring to exposed surface. 見光地台鋪天然石。 Ceiling 天花: Suspended board false ceiling finished with emulsion paint and equipped with lightings. 假天花髹乳膠漆並裝妥照明燈飾。
			(iii)	Bath 浴室 2 Wall 牆身: Mirror panel and natural stone panel and run up to the false ceiling. 玻璃鏡面板及天然石面板鋪至假天花。 Floor 地台: Finished with natural stone flooring to exposed surface. 見光地台鋪天然石。 Ceiling 天花: Suspended board false ceiling finished with emulsion paint and equipped with lightings. 假天花髹乳膠漆並裝妥照明燈飾。
			(iv)	Guest bath 客人浴室 Wall 牆身: Mirror panel and natural stone panel and run up to the false ceiling. 玻璃鏡面板及天然石面板鋪至假天花。 Floor 地台: Finished with natural stone flooring to exposed surface. 見光地台鋪天然石。 Ceiling 天花: Suspended board false ceiling finished with emulsion paint and equipped with lightings. 假天花髹乳膠漆並裝妥照明燈飾。

d.	Bathroom 浴室	House 洋房 C	(i)	Master bathroom 主人浴室 Wall 牆身: Mirror panel and natural stone panel and run up to the false ceiling. 玻璃鏡面板及天然石面板鋪至假天花。 Floor 地台: Finished with natural stone flooring to exposed surface. 見光地台鋪天然石。 Ceiling 天花: Suspended board false ceiling finished with emulsion paint and equipped with lightings. 假天花髹乳膠漆並裝妥照明燈飾。
			(ii)	Bath 浴室 1 Wall 牆身: Mirror panel and natural stone panel and run up to the false ceiling. 玻璃鏡面板及天然石面板鋪至假天花。 Floor 地台: Finished with natural stone flooring to exposed surface. 見光地台鋪天然石。 Ceiling 天花: Suspended board false ceiling finished with emulsion paint and equipped with lightings. 假天花髹乳膠漆並裝妥照明燈飾。
			(iii)	Bath 浴室 2 Wall 牆身: Mirror panel and natural stone panel and run up to the false ceiling. 玻璃鏡面板及天然石面板鋪至假天花。 Floor 地台: Finished with natural stone flooring to exposed surface. 見光地台鋪天然石。 Ceiling 天花: Suspended board false ceiling finished with emulsion paint and equipped with lightings. 假天花髹乳膠漆並裝妥照明燈飾。
			(iv)	Guest bath 客人浴室 Wall 牆身: Mirror panel and natural stone panel and run up to the false ceiling. 玻璃鏡面板及天然石面板鋪至假天花。 Floor 地台: Finished with natural stone flooring to exposed surface. 見光地台鋪天然石。 Ceiling 天花: Suspended board false ceiling finished with emulsion paint and equipped with lightings. 假天花髹乳膠漆並裝妥照明燈飾。

FITTINGS, FINISHES AND APPLIANCES

裝置、裝修物料及設備

d.	Bathroom 浴室	House 洋房 D	(i)	Master bathroom 主人浴室 Wall 牆身: Mirror panel and natural stone panel and run up to the false ceiling. 玻璃鏡面板及天然石面板鋪至假天花。 Floor 地台: Finished with natural stone flooring to exposed surface. 見光地台鋪天然石。 Ceiling 天花: Suspended board false ceiling finished with emulsion paint and equipped with lightings. 假天花髹乳膠漆並裝妥照明燈飾。
			(ii)	Bath 浴室 1 Wall 牆身: Mirror panel and natural stone panel and run up to the false ceiling. 玻璃鏡面板及天然石面板鋪至假天花。 Floor 地台: Finished with natural stone flooring to exposed surface. 見光地台鋪天然石。 Ceiling 天花: Suspended board false ceiling finished with emulsion paint and equipped with lightings. 假天花髹乳膠漆並裝妥照明燈飾。
			(iii)	Bath 浴室 2 Wall 牆身: Mirror panel and natural stone panel and run up to the false ceiling. 玻璃鏡面板及天然石面板鋪至假天花。 Floor 地台: Finished with natural stone flooring to exposed surface. 見光地台鋪天然石。 Ceiling 天花: Suspended board false ceiling finished with emulsion paint and equipped with lightings. 假天花髹乳膠漆並裝妥照明燈飾。
		House 洋房 E	(i)	Master bathroom 主人浴室 Wall 牆身: Mirror panel and natural stone panel and run up to the false ceiling. 玻璃鏡面板及天然石面板鋪至假天花。 Floor 地台: Finished with natural stone flooring to exposed surface. 見光地台鋪天然石。 Ceiling 天花: Suspended board false ceiling finished with emulsion paint and equipped with lightings. 假天花髹乳膠漆並裝妥照明燈飾。

d.	Bathroom 浴室	House 洋房 E	(ii)	Bath 浴室 1 Wall 牆身: Mirror panel and natural stone panel and run up to the false ceiling. 玻璃鏡面板及天然石面板鋪至假天花。 Floor 地台: Finished with natural stone flooring to exposed surface. 見光地台鋪天然石。 Ceiling 天花: Suspended board false ceiling finished with emulsion paint and equipped with lightings. 假天花髹乳膠漆並裝妥照明燈飾。
			(iii)	Bath 浴室 2 Wall 牆身: Mirror panel and natural stone panel and run up to the false ceiling. 玻璃鏡面板及天然石面板鋪至假天花。 Floor 地台: Finished with natural stone flooring to exposed surface. 見光地台鋪天然石。 Ceiling 天花: Suspended board false ceiling finished with emulsion paint and equipped with lightings. 假天花髹乳膠漆並裝妥照明燈飾。
			(iv)	Guest bath 客人浴室 Wall 牆身: Mirror panel and natural stone panel and run up to the false ceiling. 玻璃鏡面板及天然石面板鋪至假天花。 Floor 地台: Finished with natural stone flooring to exposed surface. 見光地台鋪天然石。 Ceiling 天花: Suspended board false ceiling finished with emulsion paint and equipped with lightings. 假天花髹乳膠漆並裝妥照明燈飾。

FITTINGS, FINISHES AND APPLIANCES

裝置、裝修物料及設備

d.	Bathroom 浴室	House 洋房 F	(i)	Master bathroom 主人浴室 Wall 牆身: Mirror panel and natural stone panel and run up to the false ceiling. 玻璃鏡面板及天然石面板鋪至假天花。 Floor 地台: Finished with natural stone flooring to exposed surface. 見光地台鋪天然石。 Ceiling 天花: Suspended board false ceiling finished with emulsion paint and equipped with lightings. 假天花髹乳膠漆並裝妥照明燈飾。
			(ii)	Bath 浴室 1 Wall 牆身: Mirror panel and natural stone panel and run up to the false ceiling. 玻璃鏡面板及天然石面板鋪至假天花。 Floor 地台: Finished with natural stone flooring to exposed surface. 見光地台鋪天然石。 Ceiling 天花: Suspended board false ceiling finished with emulsion paint and equipped with lightings. 假天花髹乳膠漆並裝妥照明燈飾。
			(iii)	Bath 浴室 2 Wall 牆身: Mirror panel and natural stone panel and run up to the false ceiling. 玻璃鏡面板及天然石面板鋪至假天花。 Floor 地台: Finished with natural stone flooring to exposed surface. 見光地台鋪天然石。 Ceiling 天花: Suspended board false ceiling finished with emulsion paint and equipped with lightings. 假天花髹乳膠漆並裝妥照明燈飾。
			(iv)	Bath 浴室 3 Wall 牆身: Mirror panel and natural stone panel and run up to the false ceiling. 玻璃鏡面板及天然石面板鋪至假天花。 Floor 地台: Finished with natural stone flooring to exposed surface. 見光地台鋪天然石。 Ceiling 天花: Suspended board false ceiling finished with emulsion paint and equipped with lightings. 假天花髹乳膠漆並裝妥照明燈飾。

e.	Kitchen 廚房	House 洋房 A	Wall 牆身: Natural stone panel and metal panel and run up to the false ceiling. 天然石面板及金屬面板鋪至假天花。 Floor 地台: Finished with natural stone flooring to exposed surface. 見光地台鋪天然石。 Ceiling 天花: Suspended board false ceiling finished with emulsion paint and equipped with lightings. 假天花髹乳膠漆並裝妥照明燈飾。 Cooking bench 檯面: Natural stone cooking bench. 天然石檯面。
		Houses 洋房 B,C,D & E	Wall 牆身: Glass panel, metal panel and natural stone panel and run up to the false ceiling. 玻璃面板、金屬面板及天然石面板鋪至假天花。 Floor 地台: Finished with natural stone flooring to exposed surface. 見光地台鋪天然石。 Ceiling 天花: Suspended board false ceiling finished with emulsion paint and equipped with lightings. 假天花髹乳膠漆並裝妥照明燈飾。 Cooking bench 檯面: Natural stone cooking bench. 天然石檯面。
		House 洋房 F	Wall 牆身: Metal panel and glass panel and run up to the false ceiling. 金屬面板及玻璃面板鋪至假天花。 Floor 地台: Finished with natural stone flooring to exposed surface. 見光地台鋪天然石。 Ceiling 天花: Suspended board false ceiling finished with emulsion paint and equipped with lightings. 假天花髹乳膠漆並裝妥照明燈飾。 Cooking bench 檯面: Natural stone cooking bench. 天然石檯面。

FITTINGS, FINISHES AND APPLIANCES

裝置、裝修物料及設備

Note : Finishes of internal wall, ceiling and floor for Family room, Powder room, Lavatory and Store room.

備註： 家庭廳、化妝間、廁所及儲物間之內牆、天花及地板裝修物料

a)	Internal wall and ceiling 內牆及天花板	House 洋房 A	Internal wall 內牆 Family room : Lacquered paint panel, wood veneer timber panel and mirror panel. 髹手掃漆面板、木皮飾面板及玻璃鏡面板。 Store room : Wall paper and plaster. 牆紙及批盪。 儲物間
			Ceiling 天花板 Family room : Suspended board false ceiling finished with and Store emulsion paint and equipped with lightings. 假天花髹乳膠漆並裝妥照明燈飾。 家庭廳及儲物間
		House 洋房 B	Internal wall 內牆 Store room : Wall paper, wood veneer timber panel and mirror panel. 牆紙、木皮飾面板及玻璃鏡面板。 Ceiling 天花板 Store room : Suspended board false ceiling finished with emulsion paint and equipped with lightings. 假天花髹乳膠漆並裝妥照明燈飾。
		House 洋房 C	Internal wall 內牆 Store room : Wall paper , emulsion paint and timber panel. 牆紙、髹乳膠漆及木料飾面板。 Ceiling 天花板 Store room : Suspended board false ceiling finished with emulsion paint and equipped with lightings. 假天花髹乳膠漆並裝妥照明燈飾。
		House 洋房 D	Internal wall 內牆 Family room : Leather panel with metal frame, wood veneer timber panel and emulsion paint. 皮革飾面板配金屬框、木皮飾面板及髹乳膠漆。 Store room : Wall paper and wood veneer timber panel. 牆紙及木皮飾面板。 Ceiling 天花板 Family room : Suspended board false ceiling finished with and Store emulsion paint and equipped with lightings. 假天花髹乳膠漆並裝妥照明燈飾。 家庭廳及儲物間

a)	Internal wall and ceiling 內牆及天花板	House 洋房 E	Internal wall 內牆 Store room : Wall paper, wood veneer timber panel and 儲物間 emulsion paint. 牆紙、木皮飾面板及髹乳膠漆。 Ceiling 天花板 Store room : Suspended board false ceiling finished with 儲物間 emulsion paint and equipped with lightings. 假天花髹乳膠漆並裝妥照明燈飾。
		House 洋房 F	Internal wall 內牆 Family room : Natural stone panel and plaster finish. 天然石面家庭廳板及批盪。 Store room : Wall paper, wood veneer timber panel and mirror 儲物間 panel. 牆紙、木皮飾面板及玻璃鏡面板。 Ceiling 天花板 Family room : Suspended board false ceiling finished with and Store emulsion paint and equipped with lightings. 假 room 天花髹乳膠漆並裝妥照明燈飾。 家庭廳及儲物間
	Internal floor 內部地板	House 洋房 A	Floor 地板 Family room : Natural stone flooring. 天然石地板。家庭廳 Store room : Floor tiles. 鋪瓷磚。 儲物間 Skirting 牆腳線 Family room : Nil. 沒有牆腳線。家庭廳 Store room : Tiles skirting. 瓷磚牆腳線。 儲物間
		House 洋房 B	Floor 地板 Store room : Natural stone flooring. 天然石地板。儲物間 Skirting 牆腳線 Store room : Timber skirting. 木料牆腳線。 儲物間
		House 洋房 C	Floor 地板 Store room : Natural stone flooring. 天然石地板。儲物間 Skirting 牆腳線 Store room : Natural stone skirting. 天然石牆腳線。 儲物間

FITTINGS, FINISHES AND APPLIANCES

裝置、裝修物料及設備

b)	Internal floor 內部地板	House 洋房 D	Floor 地板 Family room : Wall to wall carpet. 地板全鋪地毯。 家庭廳 Store room : Natural stone flooring. 天然石地板。 儲物間	
			Skirting 牆腳線 Family room : Timber skirting. 木料牆腳線。 家庭廳 Store room : Natural stone skirting. 天然石牆腳線。 儲物間	
		House 洋房 E	Floor 地板 Store room : Natural stone flooring. 天然石地板。 儲物間	
			Skirting 牆腳線: Store room : Natural stone skirting. 天然石牆腳線。 儲物間	
		House 洋房 F	Floor 地板 Family room : Natural stone flooring. 天然石地板。 家庭廳 Store room : Natural stone flooring. 天然石地板。 儲物間	
			Skirting 牆腳線 Family room : Natural stone skirting. 天然石牆腳線。 家庭廳 Store room : Natural stone skirting. 天然石牆腳線。 儲物間	
c)	Wall, floor and ceiling 牆身、地台及天花	House 洋房 A	(i)	Powder room 化妝間 Wall 牆身: Mirror panel and natural stone panel and run up to the false ceiling. 玻璃鏡面板及天然石面板鋪至假天花。 Floor 地台: Finished with natural stone flooring to exposed surface. 見光地台鋪天然石。 Ceiling 天花: Suspended board false ceiling finished with emulsion paint and equipped with lightings. 假天花髹乳膠漆並裝妥照明燈飾。
			(ii)	Lavatory 廁所 Wall 牆身: Wall tiles and run up to the false ceiling. 牆身鋪瓷磚至假天花。 Floor 地台: Finished with floor tiles to exposed surface. 見光地台鋪瓷磚。 Ceiling 天花: Suspended board false ceiling finished with emulsion paint and equipped with lightings. 假天花髹乳膠漆並裝妥照明燈飾。

c)	Wall, floor and ceiling 牆身、地台及天花	House 洋房 B	(i)	Lavatory 廁所 Wall 牆身: Mirror panel and natural stone panel and run up to the false ceiling. 玻璃鏡面板及天然石面板鋪至假天花。 Floor 地台: Finished with natural stone flooring to exposed surface. 見光地台鋪天然石。 Ceiling 天花: Suspended board false ceiling finished with emulsion paint and equipped with lightings. 假天花髹乳膠漆並裝妥照明燈飾。
		House 洋房 C	(i)	Lavatory 廁所 Wall 牆身: Mirror panel and natural stone panel and run up to the false ceiling. 玻璃鏡面板及天然石面板鋪至假天花。 Floor 地台: Finished with natural stone flooring to exposed surface. 見光地台鋪天然石。 Ceiling 天花: Suspended board false ceiling finished with emulsion paint and equipped with lightings. 假天花髹乳膠漆並裝妥照明燈飾。
		House 洋房 D	(i)	Powder room 化妝間 Wall 牆身: Mirror panel and natural stone panel and run up to the false ceiling. 玻璃鏡面板及天然石面板鋪至假天花。 Floor 地台: Finished with natural stone flooring to exposed surface. 見光地台鋪天然石。 Ceiling 天花: Suspended board false ceiling finished with emulsion paint and equipped with lightings. 假天花髹乳膠漆並裝妥照明燈飾。
			(ii)	Lavatory 廁所 Wall 牆身: Natural stone panel and run up to the false ceiling. 天然石面板鋪至假天花。 Floor 地台: Finished with natural stone flooring to exposed surface. 見光地台鋪天然石。 Ceiling 天花: Suspended board false ceiling finished with emulsion paint and equipped with lightings. 假天花髹乳膠漆並裝妥照明燈飾。
		House 洋房 E	(i)	Lavatory 廁所 Wall 牆身: Mirror panel and natural stone panel and run up to the false ceiling. 玻璃鏡面板及天然石面板鋪至假天花。 Floor 地台: Finished with natural stone flooring to exposed surface. 見光地台鋪天然石。 Ceiling 天花: Suspended board false ceiling finished with emulsion paint and equipped with lightings. 假天花髹乳膠漆並裝妥照明燈飾。

FITTINGS, FINISHES AND APPLIANCES

裝置、裝修物料及設備

c)	Wall, floor and ceiling 牆身、地台及天花	House 洋房 F	(i)	Powder room 化妝間 Wall 牆身: Mirror panel and natural stone panel and run up to the false ceiling. 玻璃鏡面板及天然石面板鋪至假天花。 Floor 地台: Finished with natural stone flooring to exposed surface. 見光地台鋪天然石。 Ceiling 天花: Suspended board false ceiling finished with emulsion paint and equipped with lightings. 假天花髹乳膠漆並裝妥照明燈飾。
			(ii)	Lavatory 廁所 Wall 牆身: Mirror panel and natural stone panel and run up to the false ceiling. 玻璃鏡面板及天然石面板鋪至假天花。 Floor 地台: Finished with natural stone flooring to exposed surface. 見光地台鋪天然石。 Ceiling 天花: Suspended board false ceiling finished with emulsion paint and equipped with lightings. 假天花髹乳膠漆並裝妥照明燈飾。

3. Interior fittings 室內裝置

a.	Doors 門	All Houses	i)	Entrance door at Ground Floor 地下大門 Metal panel door with brass cladding fitted with surface mount over-head closer, viewer, stopper (except Houses D & F) and metal lockset. 金屬面板門並用銅覆面，裝妥外掛式門頂氣鼓、防盜眼、門擋(洋房 D 及 F 除外) 及金屬門鎖。
			ii)	Master bedroom Walk-in closet door 主人睡房衣帽間門 Metal panel sliding door fitted with door button panel. 金屬面板趟門配按鈕式制板。
		House 洋房 A	i)	Carpark floor entrance 泊車層入口 Fire-rated solid core wood veneer timber door fitted with concealed over-head door closer, viewer, stopper and metal lockset. 防火實心木皮飾面木門並裝妥隱蔽式門頂氣鼓、防盜眼、門擋及金屬門鎖。

a.	Doors 門	House 洋房 A	ii)	Carpark floor lift lobby, M/F Store room, G/F Family room, 1st Floor Master bedroom, 2nd Floor Bedroom 3 and 3rd Floor Powder room 泊車層電梯大堂、閣樓儲物間、地下家庭廳、一樓主人睡房、二樓睡房 3 及三樓化妝間 Fire-rated solid core wood veneer timber door fitted with concealed over-head door closer, stopper and metal lockset. 防火實心木皮飾面木門並裝妥隱蔽式門頂氣鼓、門擋及金屬門鎖。
			iii)	M/F Lavatory, G/F Bedroom 1&2, Bath 1&2, 1st Floor Master bathroom and 2nd Floor Bath 3 閣樓廁所、地下睡房 1 及 2、浴室 1 及 2、一樓主人浴室及二樓浴室 3 Solid core wood veneer timber door fitted with concealed over-head door closer, stopper and metal lockset. 實心木皮飾面木門並裝妥隱蔽式門頂氣鼓、門擋及金屬門鎖。
			iv)	2nd Floor Dining room and 3rd Floor Living room 二樓飯廳及三樓客廳 Glass panel door with metal frame fitted with concealed over-head door closer, stopper and metal handle. 玻璃面板配金屬框門並裝妥隱蔽式門頂氣鼓、門擋及金屬手制。
			v)	3rd Floor Kitchen 三樓廚房 Fire-rated solid core wood veneer timber door fitted with concealed over-head door closer, stopper and metal handle. 防火實心木皮飾面木門並裝妥隱蔽式門頂氣鼓、門擋及金屬手制。
			vi)	Roof floor stair and Lift lobby 天台樓梯及電梯大堂 Metal panel door fitted with concealed over-head door closer, stopper and metal lockset. 金屬面板門並裝妥隱蔽式門頂氣鼓、門擋及金屬門鎖。

FITTINGS, FINISHES AND APPLIANCES

裝置、裝修物料及設備

a.	Doors 門	House 洋房 A	vii)	Doors to garden, balcony and flat roof 花園、露台及平台門	
				a)	G/F Bedroom 2 to Garden 地下睡房 2 往花園 Door is finished with fluro-carbon aluminum frame and fitted with clear glass and metal lockset. 氟塑料外層鋁質框門配清玻璃片及金屬門鎖。
				b)	1/F Master bedroom to Balcony 一樓主人睡房往露台 Sliding door is finished with fluro-carbon aluminum frame and fitted with clear glass and metal lockset. 氟塑料外層鋁質框趟門配清玻璃片及金屬門鎖。
				c)	1/F Master bedroom to Flat roof 一樓主人睡房往平台 Door is finished with fluro-carbon aluminum frame and fitted with clear glass and metal lockset. 氟塑料外層鋁質框門配清玻璃片及金屬門鎖。
				d)	1/F Master bathroom to Flat roof 一樓主人浴室往露台 Sliding door is finished with fluro-carbon aluminum frame and fitted with clear glass and metal lockset. 氟塑料外層鋁質框趟門配清玻璃片及金屬門鎖。
		House 洋房 B	i)	Carpark floor entrance 泊車層入口 Fire-rated solid core wood veneer timber door finished with clear satin paint and fitted with concealed over-head door closer and metal lockset. 防火實心木皮飾面木門髹光油並裝妥隱蔽式門頂氣鼓及金屬門鎖。	
			ii)	G/F Kitchen 地下廚房 Fire-rated solid core wood veneer timber door finished with lacquered paint and fitted with concealed over-head door closer and metal handle. 防火實心木皮飾面木門髹手掃漆並裝妥隱蔽式門頂氣鼓及金屬手制。	

a.	Doors 門	House 洋房 B	iii)	G/F Living/Dining room and 1st Floor Dining room 地下客／飯廳及一樓飯廳 Fire-rated solid core wood veneer timber door finished with lacquered paint and fitted with surface mount over-head door closer and metal handle. 防火實心木皮飾面木門髹手掃漆並裝妥外掛式門頂氣鼓及金屬手制。	
			iv)	Carpark floor lift lobby, M/F Store room & Lavatory, 2nd Floor Bedroom 1 泊車層電梯大堂、閣樓儲物間及廁所及二樓睡房 1 Fire-rated solid core wood veneer timber door finished with clear satin paint and fitted with concealed over-head door closer, stopper (except M/F Lavatory) and metal lockset. 防火實心木皮飾面木門髹光油並裝妥隱蔽式門頂氣鼓、門擋(閣樓廁所除外)及金屬門鎖。	
			v)	1st Floor Study/Guest bedroom & Guest bath, 2nd Floor Bath 1 and 3rd Floor Master bathroom 一樓書／客房及客人浴室、二樓浴室 1 及三樓主人浴室 Solid core wood veneer timber door finished with clear satin paint and fitted with concealed over-head door closer (for 1 st Floor Guest Bath only), stopper and metal lockset. 實心木皮飾面木門髹光油並裝妥隱蔽式門頂氣鼓(只一樓客人浴室設有)、門擋及金屬門鎖。	
			vi)	2nd Floor Bedroom 2 二樓睡房 2 Fire-rated solid core wood veneer timber door finished with lacquered paint (pull side) and clear satin paint (push side) and fitted with concealed over-head door closer, stopper and metal lockset. 防火實心木皮飾面木門髹手掃漆(拉門一方)及髹光油(推門一方)並裝妥隱蔽式門頂氣鼓、門擋及金屬門鎖。	

FITTINGS, FINISHES AND APPLIANCES

裝置、裝修物料及設備

a.	Doors 門	House 洋房 B	vii)	2nd Floor Bath 2 二樓浴室 2 Solid core wood veneer timber door finished with lacquered paint (push side) and clear satin paint (pull side) and fitted with stopper and metal lockset. 實心木皮飾面木門髹手掃漆(推門一方)及髹光油(拉門一方)並裝妥門擋及金屬門鎖。	
			viii)	3rd Floor Master bedroom 三樓主人睡房 Fire-rated solid core wood veneer timber door finished with clear satin paint and fitted with surface mount over-head door closer and metal lockset. 防火實心木皮飾面木門髹光油並裝妥外掛式門頂氣鼓及金屬門鎖。	
			ix)	Doors to roof floor 天台門	
				a)	Stair 樓梯 Metal panel door fitted with metal lockset. 金屬面板門並裝妥金屬門鎖。
				b)	Lift lobby 電梯大堂 Metal panel door fitted with stopper and metal lockset. 金屬面板門並裝妥門擋及金屬門鎖。
			x)	Doors to garden and flat roof 花園及平台門	
				a)	G/F Living room to Garden 地下客廳往花園 Door is finished with fluro-carbon aluminum frame and fitted with clear glass and metal lockset. 氟塑料外層鋁質框門配清玻璃片及金屬門鎖。
				b)	G/F Living room to Garden 地下客廳往花園 Sliding door is finished with fluro-carbon aluminum frame and fitted with clear glass and metal lockset. 氟塑料外層鋁質框趟門配清玻璃片及金屬門鎖。
				c)	2/F Bedroom 2 to Flat roof 二樓睡房 2 往平台 Sliding door is finished with fluro-carbon aluminum frame and fitted with clear glass and metal lockset. 氟塑料外層鋁質框趟門配清玻璃片及金屬門鎖。

a.	Doors 門	House 洋房 B	d)	3/F Master bedroom to Flat roof 三樓主人睡房往平台 Sliding door is finished with fluro-carbon aluminum frame and fitted with clear glass and metal lockset. 氟塑料外層鋁質框趟門配清玻璃片及金屬門鎖。
		House 洋房 C	i)	Carpark floor entrance 泊車層入口 Fire-rated solid core wood veneer timber door finished with lacquered paint (pull side) and clear satin paint (push side) and fitted with concealed over-head door closer, stopper and metal lockset. 防火實心木皮飾面木門髹手掃漆(拉門一方)及髹光油(推門一方)並裝妥隱蔽式門頂氣鼓、門擋及金屬門鎖。
			ii)	G/F Living/Dining room and 1st Floor Dining room 地下客／飯廳及一樓飯廳 Fire-rated solid core wood veneer timber door finished with lacquered paint and fitted with surface mount over-head door closer and metal handle. 防火實心木皮飾面木門髹手掃漆並裝妥外掛式門頂氣鼓及金屬手制。
			iii)	G/F Kitchen 地下廚房 Fire-rated solid core wood veneer timber door finished with mirror panel (push side) and lacquered paint (pull side) and fitted with concealed over-head door closer and metal handle. 防火實心木皮飾面木門配玻璃鏡面板(推門一方)及髹手掃漆(拉門一方)並裝妥隱蔽式門頂氣鼓及金屬手制。
			iv)	Carpark floor lift lobby, M/F Store room & 2nd Floor Bedroom 2 泊車層電梯大堂、閣樓儲物間及二樓睡房 2 Fire-rated solid core wood veneer timber door finished with lacquered paint and fitted with concealed over-head door closer, stopper and metal lockset. 防火實心木皮飾面木門髹手掃漆並裝妥隱蔽式門頂氣鼓、門擋及金屬門鎖。
			v)	2nd Floor Bedroom 1 二樓睡房 1 Fire-rated solid core wood veneer timber door finished with lacquered paint (push side) and high gloss paint (pull side) and fitted with concealed over-head door closer, stopper and metal lockset. 防火實心木皮飾面木門髹手掃漆(推門一方)及髹高光油(拉門一方)並裝妥隱蔽式門頂氣鼓、門擋及金屬門鎖。

FITTINGS, FINISHES AND APPLIANCES

裝置、裝修物料及設備

a.	Doors 門	House 洋房 C	vi)	M/F Lavatory, 2nd Floor Bath 2 and 3rd Floor Master bathroom 閣樓廁所、二樓浴室 2 及三樓主人浴室 Solid core wood veneer timber door finished with lacquered paint and fitted with stopper and metal lockset. 實心木皮飾面木門髹手掃漆並裝妥門擋及金屬門鎖。
			vii)	1st Floor Guest Bath 一樓客人浴室 Solid core wood veneer timber door finished with lacquered paint and fitted with concealed over-head door closer and metal lockset. 實心木皮飾面木門髹手掃漆並裝妥隱蔽式門頂氣鼓及金屬門鎖。
			viii)	2nd Floor Bath 1 二樓浴室 1 Fire-rated solid core wood veneer timber door finished with lacquered paint (pull side) and high gloss paint (push side) and fitted with stopper and metal lockset. 防火實心木皮飾面木門髹手掃漆(拉門一方)及髹高光油(推門一方)並裝妥門擋及金屬門鎖。
			ix)	1st Floor Study/Guest bedroom 一樓書／客房 Solid core wood veneer timber door finished with lacquered paint (push side) and fabric panel (pull side) and fitted with stopper and metal lockset. 實心木皮飾面木門髹手掃漆(推門一方)及配布料飾面板(拉門一方)並裝妥門擋及金屬門鎖。
			x)	3rd Floor Master bedroom 三樓主人睡房 Fire-rated solid core wood veneer timber door finished with lacquered paint and fitted with surface mount over-head door closer and metal lockset. 防火實心木皮飾面木門髹手掃漆並裝妥外掛式門頂氣鼓及金屬門鎖。
			xi)	Roof floor stair and Lift lobby 天台樓梯及電梯大堂 Metal panel door fitted with stopper and metal lockset. 金屬面板門並裝妥門擋及金屬門鎖。
			xii)	Doors to garden and balcony 花園及露台門

a.	Doors 門	House 洋房 C		a)	G/F Living room to Garden 地下客廳往花園 Sliding door is finished with fluro-carbon aluminum frame and fitted with clear glass and metal lockset. 氟塑料外層鋁質框趟門配清玻璃片及金屬門鎖。
				b)	1/F Study/Guest bedroom to Balcony 一樓書／客房往露台 Sliding door is finished with fluro-carbon aluminum frame and fitted with clear glass and metal lockset. 氟塑料外層鋁質框趟門配清玻璃片及金屬門鎖。
				c)	1/F Dining room to Balcony 一樓飯廳往露台 Door is finished with fluro-carbon aluminum frame and fitted with clear glass and metal lockset. 氟塑料外層鋁質框門配清玻璃片及金屬門鎖。
		House 洋房 D	i)	Carpark floor entrance 泊車層入口 Fire-rated solid core wood veneer timber door finished with clear satin paint and fitted with concealed over-head door closer and metal lockset. 防火實心木皮飾面木門髹光油並裝妥隱蔽式門頂氣鼓及金屬門鎖。	
			ii)	G/F Living/Dining room & 1st Floor Dining room 地下客／飯廳及一樓飯廳 Fire-rated solid core wood veneer timber door finished with clear satin paint and fitted with surface mount over-head door closer and metal handle. 防火實心木皮飾面木門髹光油並裝妥外掛式門頂氣鼓及金屬手制。	
			iii)	G/F Kitchen 地下廚房 Fire-rated solid core wood veneer timber door finished with clear satin paint and fitted with concealed over-head door closer and metal handle. 防火實心木皮飾面木門髹光油並裝妥隱蔽式門頂氣鼓及金屬手制。	

FITTINGS, FINISHES AND APPLIANCES

裝置、裝修物料及設備

a.	Doors 門	House 洋房 D	iv)	Carpark floor lift lobby 泊車層電梯大堂 Fire-rated solid core wood veneer timber door finished with clear satin paint and with concealed over-head door closer and metal handle. 防火實心木皮飾面木門髹光油並裝妥隱蔽式門頂氣鼓及金屬手制。
			v)	M/F Store room 閣樓儲物間 Fire-rated solid core wood veneer timber door finished with clear satin paint and fitted with concealed over-head door closer and metal lockset. 防火實心木皮飾面木門髹光油並裝妥隱蔽式門頂氣鼓及金屬門鎖。
			vi)	M/F Lavatory 閣樓廁所 Solid core wood veneer timber door finished with clear satin paint and fitted with stopper and metal lockset. 防火實心木皮飾面木門髹光油並裝妥門擋及金屬門鎖。
			vii)	1st Floor Powder room 一樓化妝間 Solid core wood veneer timber door finished with clear satin paint and fitted with concealed over-head door closer and metal lockset. 實心木皮飾面木門髹光油並裝妥隱蔽式門頂氣鼓及金屬門鎖。
			viii)	1st Floor Family room 一樓家庭廳 Solid core wood veneer timber door finished with clear satin paint (push side) and leather panel with metal frame (pull side) and fitted with concealed over-head door closer and metal lockset. 實心木皮飾面木門髹光油(推門一方)及皮革面板配金屬框 (拉門一方)並裝妥隱蔽式門頂氣鼓及金屬門鎖。
			ix)	2nd Floor Bedroom 1 二樓睡房 1 Fire-rated solid core wood veneer timber door finished with high gloss paint (pull side) and clear satin paint (push side) and fitted with concealed over-head door closer and metal lockset. 防火實心木皮飾面木門髹高光油(拉門一方)及髹光油(推門一方)並裝妥隱蔽式門頂氣鼓及金屬門鎖。

a.	Doors 門	House 洋房 D	x)	2nd Floor Bath 1 二樓浴室 1 Solid core wood veneer timber door finished with high gloss paint and fitted with stopper and metal lockset. 防火實心木皮飾面木門髹高光油並裝妥門擋及金屬門鎖。
			xi)	2nd Floor Bedroom 2 二樓睡房 2 Fire-rated solid core wood veneer timber door finished with lacquered paint (pull side) and clear satin paint (push side) and fitted with concealed over-head door closer and metal lockset. 防火實心木皮飾面木門髹手掃漆(拉門一方)及髹光油(推門一方)並裝妥隱蔽式門頂氣鼓及金屬門鎖。
			xii)	2nd Floor Bath 2 二樓浴室 2 Solid core wood veneer timer door finished with lacquered paint and fitted with stopper and metal lockset. 實心木皮飾面木門髹手掃漆並裝妥門擋及金屬門鎖。
			xiii)	3rd Floor Master bathroom 三樓主人浴室 Solid core wood veneer timber door finished with clear satin paint and fitted with concealed over-head door closer, stopper and metal lockset. 實心木皮飾面木門髹光油並裝妥隱蔽式門頂氣鼓、門擋及金屬門鎖。
			xiv)	3rd Floor Master bedroom 三樓主人睡房 Fire-rated solid core wood veneer timber door finished with clear satin paint and fitted with surface mount over-head door closer and metal lockset. 防火實心木皮飾面木門髹光油並裝妥外掛式門頂氣鼓及金屬門鎖。

FITTINGS, FINISHES AND APPLIANCES

裝置、裝修物料及設備

a.	Doors 門	House 洋房 D	xv)	Doors to roof floor 天台門	
				a)	Lift lobby 電梯大堂 Metal panel door fitted with stopper and metal lockset. 金屬面板門並裝妥門擋及金屬門鎖。
				b)	Stair 樓梯 Metal panel door fitted with metal lockset. 金屬面板門並裝妥金屬門鎖。
			xvi)	Doors to garden and flat roof 花園及平台門	
				a)	G/F Living/Dining room to Garden 地下客／飯廳往花園 Sliding door is finished with fluro-carbon aluminum frame and fitted with clear glass and metal lockset. 氟塑料外層鋁質框趟門配清玻璃片及金屬門鎖。
				b)	3/F Master bedroom to Flat roof 三樓主人睡房往平台 Door is finished with fluro-carbon aluminum frame and fitted with clear glass and metal lockset. 氟塑料外層鋁質框門配清玻璃片及金屬門鎖。
		House 洋房 E	i)	Carpark floor entrance 泊車層入口 Fire-rated solid core wood veneer timber door finished with lacquered paint (pull side) and clear satin paint (push side) and fitted with concealed over-head door closer, stopper and metal lockset. 防火實心木皮飾面木門髹手掃漆(拉門一方)及髹光油(推門一方)並裝妥隱蔽式門頂氣鼓、門擋及金屬門鎖。	

a.	Doors 門	House 洋房 E	ii)	Carpark floor lift lobby 泊車層電梯大堂 Fire-rated solid core wood veneer timber door finished with lacquered paint and fitted with concealed over-head door closer, stopper and metal lockset. 防火實心木皮飾面木門髹手掃漆並裝妥隱蔽式門頂氣鼓、門擋及金屬門鎖。
			iii)	G/F Kitchen 地下廚房 Fire-rated solid core wood veneer timber door finished with lacquered paint (pull side) and high gloss paint (push side) and fitted with concealed over-head door closer and metal handle. 防火實心木皮飾面木門髹手掃漆(拉門一方)及髹高光油(推門一方)並裝妥隱蔽式門頂氣鼓及金屬手制。
			iv)	G/F Living/Dining room and 1st Floor Dining room 地下客／飯廳及一樓飯廳 Fire-rated solid core wood veneer timber door finished with high gloss paint and fitted with surface mount over-head door closer and metal handle. 防火實心木皮飾面木門髹高光油並裝妥外掛式門頂氣鼓及金屬手制。
			v)	M/F Store room and 2nd Floor Bedroom 2 閣樓儲物間及二樓睡房 2 Fire-rated solid core wood veneer timber door finished with lacquered paint and fitted with concealed over-head door closer, stopper and metal lockset. 防火實心木皮飾面木門髹手掃漆並裝妥隱蔽式門頂氣鼓、門擋及金屬門鎖。
			vi)	M/F Lavatory 閣樓廁所 Solid core wood veneer timber door finished with lacquered paint and fitted with stopper and metal lockset. 實心木皮飾面木門髹手掃漆並裝妥門擋及金屬門鎖。
			vii)	1st Floor Study/Guest bedroom 一樓書／客房 Solid core wood veneer timber door finished with high gloss paint and fitted with stopper and metal lockset. 實心木皮飾面木門髹高光油並裝妥門擋及金屬門鎖。

FITTINGS, FINISHES AND APPLIANCES

裝置、裝修物料及設備

a.	Doors 門	House 洋房 E	viii)	1st Floor Guest bath 一樓客人浴室 Solid core wood veneer timber door finished with mirror panel (push side) and lacquered paint (pull side) and fitted with stopper and metal lockset. 實心木皮飾面木門配玻璃鏡面板(推門一方)及髹手掃漆(拉門一方)並裝妥門擋及金屬門鎖。	
			ix)	2nd Floor Bedroom 1 二樓睡房 1 Fire-rated solid core wood veneer timber door finished with lacquered paint (push side) and high gloss paint (pull side) and fitted with concealed over-head door closer, stopper and metal lockset. 防火實心木皮飾面木門髹手掃漆(推門一方)及髹高光油(拉門一方)並裝妥隱蔽式門頂氣鼓、門擋及金屬門鎖。	
			x)	2nd Floor Bath 1 二樓浴室 1 Solid core wood veneer timber door finished with lacquered paint (pull side) and high gloss paint (push side) and fitted with stopper and metal lockset. 實心木皮飾面木門髹手掃漆(拉門一方) 及髹高光油(推門一方) 並裝妥門擋及金屬門鎖。	
			xi)	2nd Floor Bath 2 and 3rd Floor Master bathroom 二樓浴室 2 及三樓主人浴室 Solid core wood veneer timber door finished with lacquered paint and fitted with stopper and metal lockset. 實心木皮飾面木門髹手掃漆並裝妥門擋及金屬門鎖。	
			xii)	3rd Floor Master bedroom 三樓主人睡房 Fire-rated solid core wood veneer timber door finished with lacquered paint and fitted with surface mount over-head door closer and metal lockset. 防火實心木皮飾面木門髹手掃漆並裝妥外掛式門頂氣鼓及金屬門鎖。	
			xiii)	Doors to roof floor 天台門	
				a)	Lift lobby 電梯大堂 Metal panel door fitted with metal lockset. 金屬面板門並裝妥金屬門鎖。

a.	Doors 門	House 洋房 E		b)	Stair 樓梯 Metal panel door fitted with stopper and metal lockset. 金屬面板門並裝妥門擋及金屬門鎖。
			xiv)	Doors to garden and flat roof 花園及平台門	
				a)	G/F Living/Dining room to Garden 地下客／飯廳往花園 Sliding door is finished with fluro-carbon aluminum frame and fitted with clear glass and metal lockset. 氟塑料外層鋁質框趟門配清玻璃片及金屬門鎖。
				b)	1/F Dining room to Flat roof 一樓飯廳往平台 Door is finished with fluro-carbon aluminum frame and fitted with clear glass and metal lockset. 氟塑料外層鋁質框門配清玻璃片及金屬門鎖。
				c)	1/F Study/Guest bedroom to Flat roof 一樓書／客房往平台 Sliding door is finished with fluro-carbon aluminum frame and fitted with clear glass and metal lockset. 氟塑料外層鋁質框趟門配清玻璃片及金屬門鎖。
		House 洋房 F	i)	Carpark floor entrance 泊車層入口 Fire-rated solid core wood veneer timber door finished with clear satin paint and fitted with concealed over-head door closer and metal lockset. 防火實心木皮飾面木門髹光油並裝妥隱蔽式門頂氣鼓及金屬門鎖。	
			ii)	G/F Bath 1&2, 1st Floor Master bathroom and 2nd Floor Bath 3 地下浴室 1 及 2、一樓主人浴室及二樓浴室 3 Solid core wood veneer timber door finished with clear satin paint and fitted with stopper and metal lockset. 實心木皮飾面木門髹光油並裝妥門擋及金屬門鎖。	

FITTINGS, FINISHES AND APPLIANCES

裝置、裝修物料及設備

a.	Doors 門	House 洋房 F	iii)	Carpark floor lift lobby, M/F Store room and Lavatory, G/F Family room and Bedroom 1&2, 2nd Floor Bedroom 3 and 3rd Floor Powder room 泊車層電梯大堂、閣樓儲物間及廁所、地下家庭廳及睡房 1 及 2、二樓睡房 3 及三樓化妝間 Fire-rated solid core wood veneer timber door finished with clear satin paint and fitted with concealed over-head door closer, stopper (except Carpark floor lift lobby, M/F Lavatory, 2 nd Floor Bedroom 3 and 3 rd Floor Powder room) and metal lockset. 防火實心木皮飾面木門髹光油並裝妥隱蔽式門頂氣鼓、門擋(泊車層電梯大堂、閣樓廁所、二樓睡房 3 及三樓化妝間除外)及金屬門鎖。
			iv)	1st Floor Master bedroom 一樓主人睡房 Fire-rated solid core wood veneer timber door finished with clear satin paint and fitted with surface mount over-head door closer and metal lockset. 防火實心木皮飾面木門髹光油並裝妥外掛式門頂氣鼓及金屬門鎖。
			v)	2nd Floor Dining room and 3rd Floor Living room 二樓飯廳及三樓客廳 Glass panel door with metal frame and fitted with concealed over-head door closer, stopper and metal handle. 玻璃面板配金屬框門並裝妥隱蔽式門頂氣鼓、門擋及金屬手制。
			vi)	3rd Floor Kitchen 三樓廚房 Fire-rated solid core wood veneer timber door finished with clear satin paint and fitted with concealed over-head door closer and metal handle. 防火實心木皮飾面木門髹光油並裝妥隱蔽式門頂氣鼓及金屬手制。
			vii)	Roof floor stair and Lift lobby 天台樓梯及電梯大堂 Metal panel door fitted with stopper and metal lockset. 金屬面板門並裝妥門擋及金屬門鎖。

a.	Doors 門	House 洋房 F	viii)	Doors to garden, balcony and flat roof 花園、露台及平台門
			a)	G/F Bedroom 2 to Garden 地下睡房 2 往花園 Door is finished with fluro-carbon aluminum frame and fitted with clear glass and metal lockset. 氟塑料外層鋁質框門配清玻璃片及金屬門鎖。
			b)	G/F Family room to Garden 地下家庭廳往花園 Sliding door is finished with fluro-carbon aluminum frame and fitted with clear glass and metal lockset. 氟塑料外層鋁質框趟門配清玻璃片及金屬門鎖。
			c)	1/F Master bedroom to Balcony 一樓主人睡房往露台 Sliding door is finished with fluro-carbon aluminum frame and fitted with clear glass and metal lockset. 氟塑料外層鋁質框趟門配清玻璃片及金屬門鎖。
			d)	1/F Master bedroom to Flat roof 一樓主人睡房往平台 Door is finished with fluro-carbon aluminum frame and fitted with clear glass and metal lockset. 氟塑料外層鋁質框門配清玻璃片及金屬門鎖。
			e)	1/F Master bathroom to Flat roof 一樓主人浴室往平台 Sliding door is finished with fluro-carbon aluminum frame and fitted with clear glass and metal lockset. 氟塑料外層鋁質框趟門配清玻璃片及金屬門鎖。

FITTINGS, FINISHES AND APPLIANCES

裝置、裝修物料及設備

b.	Bathroom 浴室	House 洋房 A	(i)	<p>Master bathroom 主人浴室</p> <p>Sanitary wares and fittings including vitreous china wash basin with electroplated mixer equipped with cabinet and fitted with natural stone countertop, acrylic bath tub with electroplated mixer, shower cubicle with electroplated shower set, vitreous china water closet, electroplated towel bar, electroplated toilet paper holder, mirror cabinet and exhaust fan.</p> <p>Size of bathtub 浴缸尺寸 - 1905mm 毫米(L 長) x 1041mm 毫米(W 闊) x 635mm 毫米(D 深)</p> <p>For water supply system, please refer to item 3(j).</p> <p>潔具包括搪瓷洗手盆連電鍍水龍頭配天然石檯面連櫃，纖維浴缸連電鍍水龍頭，淋浴間配電鍍花洒套裝，搪瓷坐廁，電鍍毛巾橫通，電鍍廁紙架，浴室鏡櫃及抽氣扇。</p> <p>供水系統，請參考項目 3(j)。</p>
			(ii)	<p>Bath 浴室 1</p> <p>Sanitary wares and fittings including vitreous china wash basin with electroplated mixer equipped with cabinet and fitted with natural stone countertop, shower cubicle with electroplated shower set, vitreous china water closet, electroplated towel bar, electroplated toilet paper holder, mirror cabinet and exhaust fan.</p> <p>For water supply system, please refer to item 3(j).</p> <p>潔具包括搪瓷洗手盆連電鍍水龍頭配天然石檯面連櫃，淋浴間配電鍍花洒套裝，搪瓷坐廁，電鍍毛巾橫通，電鍍廁紙架，浴室鏡櫃及抽氣扇。</p> <p>供水系統，請參考項目 3(j)。</p>

b.	Bathroom 浴室	House 洋房 A	(iii)	<p>Bath 浴室 2</p> <p>Sanitary wares and fittings including vitreous china wash basin with electroplated mixer equipped with cabinet and fitted with natural stone countertop, acrylic bath tub with electroplated mixer, electroplated shower set, vitreous china water closet, electroplated towel bar, electroplated toilet paper holder, mirror cabinet and exhaust fan.</p> <p>Size of bathtub 浴缸尺寸- 1524mm 毫米(L 長) x 762mm 毫米(W 闊) x 432mm 毫米(D 深)</p> <p>For water supply system, please refer to item 3(j).</p> <p>潔具包括搪瓷洗手盆連電鍍水龍頭配天然石檯面連櫃，纖維浴缸連電鍍水龍頭，電鍍花洒套裝，搪瓷坐廁，電鍍毛巾橫通，電鍍廁紙架，浴室鏡櫃及抽氣扇。</p> <p>供水系統，請參考項目 3(j)。</p>
----	----------------	------------	-------	---

FITTINGS, FINISHES AND APPLIANCES

裝置、裝修物料及設備

b.	Bathroom 浴室	House 洋房 A	(iv)	<p>Bath 浴室 3</p> <p>Sanitary wares and fittings including vitreous china wash basin with electroplated mixer equipped with cabinet and fitted with natural stone countertop, acrylic bath tub with electroplated mixer, electroplated shower set, vitreous china water closet, electroplated towel bar, electroplated toilet paper holder, mirror cabinet and exhaust fan.</p> <p>Size of bathtub 浴缸尺寸- 1524mm 毫米(L 長) x 762mm 毫米(W 闊) x 432mm 毫米(D 深)</p> <p>For water supply system, please refer to item 3(j).</p> <p>潔具包括搪瓷洗手盆連電鍍水龍頭配天然石檯面連櫃，纖維浴缸連電鍍水龍頭，電鍍花洒套裝，搪瓷坐廁，電鍍毛巾橫通，電鍍廁紙架，浴室鏡櫃及抽氣扇。</p> <p>供水系統，請參考項目 3(j)。</p>
		House 洋房 B	(i)	<p>Master bathroom 主人浴室</p> <p>Sanitary wares and fittings including vitreous china wash basin with electroplated mixer equipped with cabinet and fitted with natural stone countertop, acrylic bath tub with electroplated mixer, shower cubicle with electroplated shower set, vitreous china water closet, electroplated towel ring and electroplated towel hook, electroplated toilet paper holder and exhaust fan.</p> <p>Size of bathtub 浴缸尺寸 - 1900mm 毫米(L 長) x 1014mm 毫米(W 闊) x 635mm 毫米(D 深)</p> <p>For water supply system, please refer to item 3(j).</p> <p>潔具包括搪瓷洗手盆連電鍍水龍頭配天然石檯面連櫃，纖維浴缸連電鍍水龍頭，淋浴間配電鍍花洒套裝，搪瓷坐廁，電鍍毛巾圈及電鍍毛巾鉤，電鍍廁紙架及抽氣扇。</p> <p>供水系統，請參考項目 3(j)。</p>

b.	Bathroom 浴室	House 洋房 B	(ii)	<p>Bath 浴室 1</p> <p>Sanitary wares and fittings including vitreous china wash basin with electroplated mixer equipped with cabinet and fitted with natural stone countertop, enameled cast metal bath tub with electroplated mixer, electroplated shower set, vitreous china water closet, electroplated towel bar, electroplated towel ring and electroplated towel hook, electroplated toilet paper holder, mirror cabinet and exhaust fan.</p> <p>Size of bathtub 浴缸尺寸 - 1600mm 毫米(L 長) x 700mm 毫米(W 闊) x 445mm 毫米(D 深)</p> <p>For water supply system, please refer to item 3(j).</p> <p>潔具包括搪瓷洗手盆連電鍍水龍頭配天然石檯面連櫃，金屬搪瓷面浴缸連電鍍水龍頭，電鍍花洒套裝，搪瓷坐廁，電鍍毛巾橫通、電鍍毛巾圈及電鍍毛巾鉤，電鍍廁紙架，浴室鏡櫃及抽氣扇。</p> <p>供水系統，請參考項目 3(j)。</p>
			(iii)	<p>Bath 浴室 2</p> <p>Sanitary wares and fittings including vitreous china wash basin with electroplated mixer equipped with cabinet and fitted with natural stone countertop, enameled cast metal bath tub with electroplated mixer, electroplated shower set, vitreous china water closet, electroplated towel bar, electroplated towel ring and electroplated towel hook, electroplated toilet paper holder, mirror cabinet and exhaust fan.</p> <p>Size of bathtub 浴缸尺寸 - 1700mm 毫米(L 長) x700mm 毫米(W 闊) x 445mm 毫米(D 深)</p> <p>For water supply system, please refer to item 3(j).</p> <p>潔具包括搪瓷洗手盆連電鍍水龍頭配天然石檯面連櫃，金屬搪瓷面浴缸連電鍍水龍頭，電鍍花洒套裝，搪瓷坐廁，電鍍毛巾橫通、電鍍毛巾圈及電鍍毛巾鉤，電鍍廁紙架，浴室鏡櫃及抽氣扇。</p> <p>供水系統，請參考項目 3(j)。</p>

FITTINGS, FINISHES AND APPLIANCES

裝置、裝修物料及設備

b.	Bathroom 浴室	House 洋房 B	(iv)	Guest bath 客人浴室 Sanitary wares and fittings including vitreous china wash basin with electroplated mixer equipped with cabinet and fitted with natural stone countertop, shower cubicle with electroplated shower set, vitreous china water closet, electroplated towel bar, electroplated towel ring and electroplated towel hook, electroplated toilet paper holder, mirror cabinet and exhaust fan. For water supply system, please refer to item 3(j). 潔具包括搪瓷洗手盆連電鍍水龍頭配天然石檯面連櫃，淋浴間配電鍍花洒套裝，搪瓷坐廁，電鍍毛巾橫通、電鍍毛巾圈及電鍍毛巾鉤，電鍍廁紙架，浴室鏡櫃及抽氣扇。 供水系統，請參考項目 3(j)。
		House 洋房 C	(i)	Master bathroom 主人浴室 Sanitary wares and fittings including glazed metal wash basin with electroplated mixer equipped with cabinet and fitted with natural stone countertop, acrylic bath tub with electroplated mixer, shower cubicle with electroplated shower set, vitreous china water closet, electroplated towel bar and electroplated towel hook, electroplated shelf, electroplated toilet paper holder, electroplated toilet brush, mirror cabinet and exhaust fan. Size of bathtub 浴缸尺寸 - 1900mm 毫米(L 長) x 1014mm 毫米(W 闊) x 635mm 毫米(D 深) For water supply system, please refer to item 3(j). 潔具包括光面金屬洗手盆連電鍍水龍頭配天然石檯面連櫃，纖維浴缸連電鍍水龍頭，淋浴間配電鍍花洒套裝，搪瓷坐廁，電鍍毛巾橫通及電鍍毛巾鉤，電鍍架子，電鍍廁紙架，電鍍坐廁擦，浴室鏡櫃及抽氣扇。 供水系統，請參考項目 3(j)。

b.	Bathroom 浴室	House 洋房 C	(ii)	Bath 浴室 1 Sanitary wares and fittings including vitreous china wash basin with electroplated mixer equipped with cabinet and fitted with natural stone countertop, enameled cast metal bath tub with electroplated mixer, electroplated shower set, vitreous china water closet, electroplated towel bar and electroplated towel hook, electroplated toilet paper holder, electroplated toilet brush, mirror cabinet and exhaust fan. Size of bathtub 浴缸尺寸 - 1595mm 毫米(L 長) x 750mm 毫米(W 闊) x 465mm 毫米(D 深) For water supply system, please refer to item 3(j). 潔具包括搪瓷洗手盆連電鍍水龍頭配天然石檯面連櫃，金屬搪瓷面浴缸連電鍍水龍頭，電鍍花洒套裝，搪瓷坐廁，電鍍毛巾橫通及電鍍毛巾鉤，電鍍廁紙架，電鍍坐廁擦，浴室鏡櫃及抽氣扇。 供水系統，請參考項目 3(j)。
			(iii)	Bath 浴室 2 Sanitary wares and fittings including vitreous china wash basin with electroplated mixer equipped with cabinet and fitted with natural stone countertop, enameled cast metal bath tub with electroplated mixer, electroplated shower set, vitreous china water closet, electroplated towel bar, electroplated towel ring and electroplated towel hook, electroplated toilet paper holder, electroplated toilet brush, mirror cabinet and exhaust fan. Size of bathtub 浴缸尺寸 - 1800mm 毫米(L 長) x 850mm 毫米(W 闊) x 460mm 毫米(D 深) For water supply system, please refer to item 3(j). 潔具包括搪瓷洗手盆連電鍍水龍頭配天然石檯面連櫃，金屬搪瓷面浴缸連電鍍水龍頭，電鍍花洒套裝，搪瓷坐廁，電鍍毛巾橫通、電鍍毛巾圈及電鍍毛巾鉤，電鍍廁紙架，電鍍坐廁擦，浴室鏡櫃及抽氣扇。 供水系統，請參考項目 3(j)。

FITTINGS, FINISHES AND APPLIANCES

裝置、裝修物料及設備

b.	Bathroom 浴室	House 洋房 C	(iv)	Guest bath 客人浴室 Sanitary wares and fittings including glazed metal wash basin with electroplated mixer equipped with cabinet and fitted with natural stone countertop, shower cubicle with electroplated shower set, vitreous china water closet, electroplated towel hook, glass shelf, electroplated toilet paper holder, electroplated toilet brush and exhaust fan. For water supply system, please refer to item 3(j). 潔具包括光面金屬洗手盆連電鍍水龍頭配天然石檯面連櫃，淋浴間配電鍍花洒套裝，搪瓷坐廁，電鍍毛巾鉤，玻璃架子，電鍍廁紙架，電鍍坐廁擦及抽氣扇。 供水系統，請參考項目 3(j)。
		House 洋房 D	(i)	Master bathroom 主人浴室 Sanitary wares and fittings including vitreous china wash basin with electroplated mixer equipped with cabinet and fitted with natural stone countertop, acrylic bath tub with electroplated mixer, shower cubicle with electroplated shower set, vitreous china water closet, electroplated towel bar, electroplated towel ring and electroplated towel hook, electroplated toilet paper holder, mirror cabinet and exhaust fan. Size of bathtub 浴缸尺寸 - 1900mm 毫米(L 長) x 1014mm 毫米(W 闊) x 635mm 毫米(D 深) For water supply system, please refer to item 3(j). 潔具包括搪瓷洗手盆連電鍍水龍頭配天然石檯面連櫃，纖維浴缸連電鍍水龍頭，淋浴間配電鍍花洒套裝，搪瓷坐廁，電鍍毛巾橫通、電鍍毛巾圈及電鍍毛巾鉤，電鍍廁紙架，浴室鏡櫃及抽氣扇。 供水系統，請參考項目 3(j)。

b.	Bathroom 浴室	House 洋房 D	(ii)	Bath 浴室 1 Sanitary wares and fittings including vitreous china wash basin with electroplated mixer equipped with cabinet and fitted with natural stone countertop, enameled cast metal bath tub with electroplated mixer, electroplated shower set, vitreous china water closet, electroplated towel bar, electroplated towel ring and electroplated towel hook, electroplated toilet paper holder, mirror cabinet and exhaust fan. Size of bathtub 浴缸尺寸 - 1400mm 毫米(L 長) x 700mm 毫米(W 闊) x 443mm 毫米(D 深) For water supply system, please refer to item 3(j). 潔具包括搪瓷洗手盆連電鍍水龍頭配天然石檯面連櫃，金屬搪瓷面浴缸連電鍍水龍頭，電鍍花洒套裝，搪瓷坐廁，電鍍毛巾橫通、電鍍毛巾圈及電鍍毛巾鉤，電鍍廁紙架，浴室鏡櫃及抽氣扇。 供水系統，請參考項目 3(j)。
			(iii)	Bath 浴室 2 Sanitary wares and fittings including vitreous china wash basin with electroplated mixer equipped with cabinet and fitted with natural stone countertop, enameled cast metal bath tub with electroplated mixer, electroplated shower set, vitreous china water closet, electroplated towel bar, electroplated towel ring and electroplated towel hook, electroplated toilet paper holder, mirror cabinet and exhaust fan. Size of bathtub 浴缸尺寸 - 1400mm 毫米(L 長) x 700mm 毫米(W 闊) x 443mm 毫米(D 深) For water supply system, please refer to item 3(j). 潔具包括搪瓷洗手盆連電鍍水龍頭配天然石檯面連櫃，金屬搪瓷面浴缸連電鍍水龍頭，電鍍花洒套裝，搪瓷坐廁，電鍍毛巾橫通、電鍍毛巾圈及電鍍毛巾鉤，電鍍廁紙架，浴室鏡櫃及抽氣扇。 供水系統，請參考項目 3(j)。

FITTINGS, FINISHES AND APPLIANCES

裝置、裝修物料及設備

b.	Bathroom 浴室	House 洋房 E	(i)	<p>Master bathroom 主人浴室</p> <p>Sanitary wares and fittings including vitreous china wash basin with electroplated mixer equipped with cabinet and fitted with natural stone countertop, acrylic bath tub with electroplated mixer, shower cubicle with electroplated shower set, vitreous china water closet, mirror cabinet and exhaust fan.</p> <p>Size of bathtub 浴缸尺寸 - 1829mm 毫米(L 長) x 914mm 毫米(W 闊) x 584mm 毫米(D 深)</p> <p>For water supply system, please refer to item 3(j).</p> <p>潔具包括搪瓷洗手盆連電鍍水龍頭配天然石檯面連櫃，纖維浴缸連電鍍水龍頭，淋浴間配電鍍花洒套裝，搪瓷坐廁，浴室鏡櫃及抽氣扇。</p> <p>供水系統，請參考項目 3(j)。</p>
			(ii)	<p>Bath 浴室 1</p> <p>Sanitary wares and fittings including vitreous china wash basin with electroplated mixer equipped with cabinet and fitted with natural stone countertop, enameled cast metal bath tub with electroplated mixer, electroplated shower set, vitreous china water closet, electroplated towel bar, electroplated towel ring and electroplated towel hook, electroplated toilet paper holder, mirror cabinet and exhaust fan.</p> <p>Size of bathtub 浴缸尺寸 - 1400mm 毫米(L 長) x 700mm 毫米(W 闊) x 443mm 毫米(D 深)</p> <p>For water supply system, please refer to item 3(j).</p> <p>潔具包括搪瓷洗手盆連電鍍水龍頭配天然石檯面連櫃，金屬搪瓷面浴缸連電鍍水龍頭，電鍍花洒套裝，搪瓷坐廁，電鍍毛巾橫通、電鍍毛巾圈及電鍍毛巾鉤，電鍍廁紙架，浴室鏡櫃及抽氣扇。</p> <p>供水系統，請參考項目 3(j)。</p>

b.	Bathroom 浴室	House 洋房 E	(iii)	<p>Bath 浴室 2</p> <p>Sanitary wares and fittings including vitreous china wash basin with electroplated mixer equipped with cabinet and fitted with natural stone countertop, enameled cast metal bath tub with electroplated mixer, electroplated shower set, vitreous china water closet, electroplated towel bar, electroplated towel ring and electroplated towel hook, electroplated toilet paper holder, mirror cabinet and exhaust fan.</p> <p>Size of bathtub 浴缸尺寸 - 1700mm 毫米(L 長) x 700mm 毫米(W 闊) x 445mm 毫米(D 深)</p> <p>For water supply system, please refer to item 3(j).</p> <p>潔具包括搪瓷洗手盆連電鍍水龍頭配天然石檯面連櫃，金屬搪瓷面浴缸連電鍍水龍頭，電鍍花洒套裝，搪瓷坐廁，電鍍毛巾橫通、電鍍毛巾圈及電鍍毛巾鉤，電鍍廁紙架，浴室鏡櫃及抽氣扇。</p> <p>供水系統，請參考項目 3(j)。</p>
			(iv)	<p>Guest bath 客人浴室</p> <p>Sanitary wares and fittings including vitreous china wash basin with electroplated mixer equipped with cabinet and fitted with natural stone countertop, shower cubicle with electroplated shower set, vitreous china water closet, electroplated towel bar, electroplated towel ring and electroplated towel hook, electroplated toilet paper holder, mirror cabinet and exhaust fan.</p> <p>For water supply system, please refer to item 3(j).</p> <p>潔具包括搪瓷洗手盆連電鍍水龍頭配天然石檯面連櫃，淋浴間配電鍍花洒套裝，搪瓷坐廁，電鍍毛巾橫通、電鍍毛巾圈及電鍍毛巾鉤，電鍍廁紙架，浴室鏡櫃及抽氣扇。</p> <p>供水系統，請參考項目 3(j)。</p>

FITTINGS, FINISHES AND APPLIANCES

裝置、裝修物料及設備

b.	Bathroom 浴室	House 洋房 F	(i)	<p>Master bathroom 主人浴室</p> <p>Sanitary wares and fittings including vitreous china wash basin with electroplated mixer equipped with cabinet and fitted with natural stone countertop, acrylic bath tub with electroplated mixer, shower cubicle with electroplated shower set, vitreous china water closet, electroplated towel bar, electroplated towel ring and electroplated towel hook, electroplated toilet paper holder, mirror cabinet and exhaust fan.</p> <p>Size of bathtub 浴缸尺寸 - 1524mm 毫米(L 長) x 1067mm 毫米(W 闊) x 533mm 毫米(D 深)</p> <p>For water supply system, please refer to item 3(j).</p> <p>潔具包括搪瓷洗手盆連電鍍水龍頭配天然石檯面連櫃，纖維浴缸連電鍍水龍頭，淋浴間配電鍍花洒套裝，搪瓷坐廁，電鍍毛巾橫通、電鍍毛巾圈及電鍍毛巾鉤，電鍍廁紙架，浴室鏡櫃及抽氣扇。</p> <p>供水系統，請參考項目 3(j)。</p>
			(ii)	<p>Bath 浴室 1</p> <p>Sanitary wares and fittings including vitreous china wash basin with electroplated mixer equipped with cabinet and fitted with natural stone countertop, shower cubicle with electroplated shower set, vitreous china water closet, electroplated towel bar and electroplated towel hook, electroplated toilet paper holder, mirror cabinet and exhaust fan.</p> <p>For water supply system, please refer to item 3(j).</p> <p>潔具包括搪瓷洗手盆連電鍍水龍頭配天然石檯面連櫃，淋浴間配電鍍花洒套裝，搪瓷坐廁，電鍍毛巾橫通及電鍍毛巾鉤，電鍍廁紙架，浴室鏡櫃及抽氣扇。</p> <p>供水系統，請參考項目 3(j)。</p>

b.	Bathroom 浴室	House 洋房 F	(iii)	<p>Bath 浴室 2</p> <p>Sanitary wares and fittings including vitreous china wash basin with electroplated mixer equipped with cabinet and fitted with natural stone countertop, enameled cast metal bath tub with electroplated mixer, electroplated shower set, vitreous china water closet, electroplated towel bar and electroplated towel hook, electroplated toilet paper holder, mirror cabinet and exhaust fan.</p> <p>Size of bathtub 浴缸尺寸 - 1400mm 毫米(L 長) x 700mm 毫米(W 闊) x 443mm 毫米(D 深)</p> <p>For water supply system, please refer to item 3(j).</p> <p>潔具包括搪瓷洗手盆連電鍍水龍頭配天然石檯面連櫃，金屬搪瓷面浴缸連電鍍水龍頭，電鍍花洒套裝，搪瓷坐廁，電鍍毛巾橫通及電鍍毛巾鉤，電鍍廁紙架，浴室鏡櫃及抽氣扇。</p> <p>供水系統，請參考項目 3(j)。</p>
			(iv)	<p>Bath 浴室 3</p> <p>Sanitary wares and fittings including vitreous china wash basin with electroplated mixer equipped with cabinet and fitted with natural stone countertop, shower cubicle with electroplated shower set, vitreous china water closet, electroplated towel bar and electroplated towel hook, electroplated toilet paper holder, mirror cabinet and exhaust fan.</p> <p>For water supply system, please refer to item 3(j).</p> <p>潔具包括搪瓷洗手盆連電鍍水龍頭配天然石檯面連櫃，淋浴間配電鍍花洒套裝，搪瓷坐廁，電鍍毛巾橫通及電鍍毛巾鉤，電鍍廁紙架，浴室鏡櫃及抽氣扇。</p> <p>供水系統，請參考項目 3(j)。</p>

FITTINGS, FINISHES AND APPLIANCES

裝置、裝修物料及設備

Note : Fittings of Powder room, Lavatory and Upper roof floor.

備註：化妝間、廁所及上層天台之裝置

House 洋房 A	(i)	Powder room 化妝間 Sanitary wares and fittings including vitreous china wash basin with electroplated mixer equipped with cabinet and fitted with natural stone countertop, vitreous china water closet, electroplated towel bar, electroplated toilet paper holder, mirror cabinet and exhaust fan. For water supply system, please refer to item 3(j). 潔具包括搪瓷洗手盆連電鍍水龍頭配天然石檯面連櫃，搪瓷坐廁，電鍍毛巾橫通，電鍍廁紙架，浴室鏡櫃及抽氣扇。 供水系統，請參考項目 3(j)。
	(ii)	Lavatory 廁所 Sanitary wares and fittings including ceramic wash basin with electroplated mixer, electroplated shower set, ceramic water closet, electroplated toilet paper holder, mirror cabinet and exhaust fan. For water supply system, please refer to item 3(j). 潔具包括瓷面洗手盆連電鍍水龍頭，電鍍花洒套裝，瓷面坐廁，電鍍廁紙架，浴室鏡櫃及抽氣扇。 供水系統，請參考項目 3(j)。
	(iii)	A Jacuzzi is equipped on the Upper roof floor. 位於上層天台安裝按摩池。
House 洋房 B	(i)	Lavatory 廁所 Sanitary wares and fittings including ceramic wash basin with electroplated mixer, electroplated shower set, ceramic water closet, electroplated towel bar, electroplated toilet paper holder, mirror cabinet and exhaust fan. For water supply system, please refer to item 3(j). 潔具包括瓷面洗手盆連電鍍水龍頭，電鍍花洒套裝，瓷面坐廁，電鍍毛巾橫通，電鍍廁紙架，浴室鏡櫃及抽氣扇。 供水系統，請參考項目 3(j)。
	(ii)	A Jacuzzi is equipped on the Upper roof floor. 位於上層天台安裝按摩池。

House 洋房 C	(i)	Lavatory 廁所 Sanitary wares and fittings including ceramic wash basin with electroplated mixer, electroplated shower set, ceramic water closet, electroplated toilet paper holder, mirror cabinet and exhaust fan. For water supply system, please refer to item 3(j). 潔具包括瓷面洗手盆連電鍍水龍頭，電鍍花洒套裝，瓷面坐廁，電鍍廁紙架，浴室鏡櫃及抽氣扇。 供水系統，請參考項目 3(j)。
	(ii)	A Jacuzzi is equipped on the Upper roof floor. 位於上層天台安裝按摩池。
House 洋房 D	(i)	Powder room 化妝間 Sanitary wares and fittings including vitreous china wash basin with electroplated mixer equipped with cabinet and fitted with natural stone countertop, shower cubicle with electroplated shower set, vitreous china water closet, electroplated towel bar, electroplated towel ring and electroplated towel hook, electroplated toilet paper holder, mirror and exhaust fan. For water supply system, please refer to item 3(j). 潔具包括搪瓷洗手盆連電鍍水龍頭配天然石檯面連櫃，淋浴間配電鍍花洒套裝，搪瓷坐廁，電鍍毛巾橫通、電鍍毛巾圈及電鍍毛巾鉤，電鍍廁紙架，浴室鏡及抽氣扇。 供水系統，請參考項目 3(j)。
	(ii)	Lavatory 廁所 Sanitary wares and fittings including ceramic wash basin with electroplated mixer, electroplated shower set, ceramic water closet, electroplated towel hook, electroplated toilet paper holder, mirror cabinet and exhaust fan. For water supply system, please refer to item 3(j). 潔具包括瓷面洗手盆連電鍍水龍頭，電鍍花洒套裝，瓷面坐廁，電鍍毛巾鉤，電鍍廁紙架，浴室鏡櫃及抽氣扇。 供水系統，請參考項目 3(j)。
	(iii)	A Jacuzzi is equipped on the Upper roof floor. 位於上層天台安裝按摩池。

FITTINGS, FINISHES AND APPLIANCES

裝置、裝修物料及設備

House 洋房 E	(i)	Lavatory 廁所 Sanitary wares and fittings including ceramic wash basin with electroplated mixer, electroplated shower set, ceramic water closet, electroplated toilet paper holder, mirror cabinet and exhaust fan. For water supply system, please refer to item 3(j). 潔具包括瓷面洗手盆連電鍍水龍頭，電鍍花洒套裝，瓷面坐廁，電鍍廁紙架，浴室鏡櫃及抽氣扇。 供水系統，請參考項目 3(j)。
	(ii)	A Jacuzzi is equipped on the Upper roof floor. 位於上層天台安裝按摩池。
House 洋房 F	(i)	Powder room 化妝間 Sanitary wares and fittings including metal wash basin with electroplated mixer and fitted with natural stone countertop, vitreous china water closet, electroplated towel ring, electroplated toilet paper holder and exhaust fan. For water supply system, please refer to item 3(j). 潔具包括金屬洗手盆連電鍍水龍頭配天然石檯面，搪瓷坐廁，電鍍毛巾圈，電鍍廁紙架及抽氣扇。 供水系統，請參考項目 3(j)。
	(ii)	Lavatory 廁所 Sanitary wares and fittings including ceramic wash basin with electroplated mixer, electroplated shower set, ceramic water closet, electroplated towel bar, electroplated toilet paper holder, mirror cabinet and exhaust fan. For water supply system, please refer to item 3(j). 潔具包括瓷面洗手盆連電鍍水龍頭，電鍍花洒套裝，瓷面坐廁，電鍍毛巾橫通，電鍍廁紙架，浴室鏡櫃及抽氣扇。 供水系統，請參考項目 3(j)。
	(iii)	A Jacuzzi is equipped on the Upper roof floor. 位於上層天台安裝按摩池。

c.	Kitchen 廚房	All Houses 所有洋房	(i)	Material of sink unit 洗滌盆的用料	
				(a)	A stainless steel double sink fitted with electroplated mixer. (For all Houses) 一個不銹鋼雙洗滌盆連電鍍水龍頭。(所有洋房設有)
					(b)
			(ii)	Material of water supply system 供水系統的用料	
				For water supply system, please refer to item 3(j). 供水系統，請參考項目 3(j)。	
			(iii)	Material and finishes of kitchen cabinet 廚櫃的用料及裝修物料	
				(a)	Kitchen cabinets are finished with laminated melamine resin and fitted with glass panel doors, and 廚櫃為層壓密胺樹脂面板配玻璃面板門；及
					(b)
			(iv)	Type of all other fittings and equipment 所有其他裝置及設備的 類型	
				For appliances brand name and model number, please refer to “Appliances Schedule”. 設備品牌及型號，請參考“設備說明”。	
d.	Bedrooms 睡房	House 洋房 A	Bedroom 睡房 1 Equipped with built-in timber wardrobe with mirror panel doors. 安裝木 料入牆衣櫃配玻璃鏡面板櫃門。 Bedroom 睡房 2 & 3 No fittings provided. 沒有裝置提供。 Master bedroom 主人睡房 Walk-in closet equipped with wood veneer timber panel doors. 衣帽間設 木皮飾面板櫃門。		

FITTINGS, FINISHES AND APPLIANCES

裝置、裝修物料及設備

d.	Bedrooms 睡房	House 洋房 B	Study/Guest bedroom and Bedroom 書／客房及睡房 1 Equipped with built-in timber wardrobe with wood veneer timber panel doors with moulding. 安裝木料入牆衣櫃配木皮飾面板配線飾櫃門。 Bedroom 睡房 2 Equipped with built-in timber wardrobe with fabric wall panel and fabric panel doors. 安裝木料入牆衣櫃配布料飾面板櫃身及門。 Master bedroom 主人睡房 Walk-in closet equipped with mirror panel door fitted with metal frame. 衣帽間設玻璃鏡面板櫃門配金屬框。
		House 洋房 C	Study/Guest bedroom 書／客房 Equipped with built-in timber wardrobe with fabric panel doors. 安裝木料入牆櫃配布料飾面板櫃門。 Bedroom 睡房 1 Equipped with built-in timber wardrobe with wood veneer timber sliding doors. 安裝木料入牆衣櫃配木皮飾面板趟門。 Bedroom 睡房 2 Equipped with built-in timber wardrobe with fabric panel doors. 安裝木料入牆衣櫃配布料飾面板櫃門。 Master bedroom 主人睡房 Walk-in closet equipped with wood veneer timber panel doors. 衣帽間設木皮飾面板櫃門。
		House 洋房 D	Bedroom 睡房 1 Equipped with built-in timber wardrobe with wood veneer timber panel doors. 安裝木料入牆衣櫃配木皮飾面板櫃門。 Bedroom 睡房 2 Equipped with built-in timber wardrobe with fabric panel doors. 安裝木料入牆衣櫃配布料飾面板櫃門。 Master bedroom 主人睡房 Walk-in closet equipped with wood veneer timber panel doors. 衣帽間設木皮飾面板櫃門。

.	Bedrooms 睡房	House 洋房 E	Study/Guest bedroom 書／客房 Equipped with built-in timber wardrobe with fabric panel doors. 安裝木料入牆衣櫃配布料飾面板櫃門。 Bedroom 睡房 1 Equipped with built-in timber wardrobe with wood veneer timber panel and mirror panel doors. 安裝木料入牆衣櫃配木皮飾面板及玻璃鏡面板櫃門。 Bedroom 睡房 2 Equipped with built-in timber wardrobe with wall paper panel doors. 安裝木料入牆衣櫃配牆紙飾面板櫃門。 Master bedroom 主人睡房 Walk-in closet equipped with mirror panel doors fitted with gold foil timber frame. 衣帽間設玻璃鏡面板櫃門配金箔飾面木框。
		House 洋房 F	Bedroom 睡房 1 Equipped with built-in timber wardrobe with mirror panel doors. 安裝木料入牆衣櫃配玻璃鏡面板櫃門。 Bedroom 睡房 2 Equipped with built-in timber wardrobe with wood veneer timber panel doors. 安裝木料入牆衣櫃配木皮飾面板櫃門。 Bedroom 睡房 3 Equipped with built-in timber wardrobe with mirror panel and leather panel doors. 安裝木料入牆衣櫃配玻璃鏡面板及皮革面板櫃門。 Master bedroom 主人睡房 Walk-in closet equipped with fabric panel doors. 衣帽間設布料飾面板櫃門。
e.	Telephone 電話	Telephone and data outlets are provided in each house. For location and number of connection points, please refer to “Schedule of Mechanical & Electrical Provisions”. 每座洋房均裝妥電話及數據插座。接駁點的位置及數量，請參考“機電裝置數量說明表”。	
f.	Aerials 天線	Communal TV and FM points are provided in each house. For location and number of connection points, please refer to “Schedule of Mechanical & Electrical Provisions”. 每座洋房均裝妥公用電視天線及收音機天線插座。接駁點的位置及數量，請參考“機電裝置數量說明表”。	

FITTINGS, FINISHES AND APPLIANCES

裝置、裝修物料及設備

g.	Electrical installations 電力裝置	Conduits are concealed in part and exposed in part. All exposed conduits are enclosed in false ceiling, bulkheads or cabinets. Three phase electricity supply with miniature circuit breaker distribution board is provided. For location and number of power points and air-conditioner points, please refer to “Schedule of Mechanical & Electrical Provisions”. 管道部份是隱藏、部份是外露的。所有外露管道均隱藏於假天花、裝飾橫樑或櫃內。每座洋房提供三相電力並裝妥微型斷路器。電插座及空調接駁點的位置及數量，請參考“機電裝置數量說明表”。	
h.	Gas supply 氣體供應	Gas meter with gas supply pipe is provided and connected to gas cooker in the kitchen and the gas supply for the barbecue stove at the roof floor (Houses A and F) and at the upper roof floor (Houses B,C,D & E). 每座洋房裝有獨立煤氣錶及煤氣喉接駁廚房煤氣煮食爐及位於天台(洋房 A 及 F) 及上層天台(洋房 B、C、D 及 E) 的煤氣燒烤爐接駁點。	
i.	Washing machine connection point 洗衣機接駁點	Water point of a design of 22mm and drain point of a design of 40mm in diameter are provided for washing machine. Location of the washing machine connection points are as follows: 設有洗衣機來水接駁喉位（其設計為直徑 22 毫米）及去水接駁喉位（其設計為直徑 40 毫米）。洗衣機接駁點如下：	
		House 洋房 A：Carpark Floor 泊車層	House 洋房 D：Carpark Floor 泊車層
		House 洋房 B：1/F Kitchen 一樓廚房	House 洋房 E：Carpark Floor 泊車層
		House 洋房 C：Carpark Floor 泊車層	House 洋房 F：3/F Kitchen 三樓廚房
j.	Water supply 供水	Copper pipes are provided for both hot and cold water supply. Water pipes are concealed in part and exposed in part. All exposed pipes are enclosed in false ceiling, bulkheads or cabinets. Hot water is available. 熱水和冷水供應採用銅喉管。水管部份是隱藏、部份是外露的。所有外露水管均隱藏於假天花、裝飾橫樑或櫃內。有熱水供應。	

4. Miscellaneous 雜項

a.	Lifts 升降機	i)	<u>Residents’ Clubhouse 住客會所</u> A lift serving from Carpark floor to Ground floor. 升降機一部由泊車層至地下。 Brand Name 品牌名稱：Kone Model Number 型號：PW 21/10-19
		ii)	<u>Houses 洋房 A-F</u> A lift serving from Carpark floor to Upper roof floor. 升降機一部由泊車層至上層天台。 Brand Name 品牌名稱：Kone Model Number 型號：PW 10/10-19
b.	Letter Box 信箱	A metal letter box is provided for each house. 每座洋房設有金屬物料信箱一個。	
c.	Refuse collection 垃圾收集	Owners are required to deposit the refuse at the place on the carpark floor designated by the Manager. The refuse will be later on collected by the cleaning company. The refuse storage chamber is on the carpark floor of the development. 業主需自行將垃圾放置位於泊車層由管理人指定之位置再由清潔公司清走。垃圾房位於屋苑泊車層。	
d.	Water meter, electricity meter and gas meter 水錶、電錶及氣體錶	Separate meters for water and electricity are provided for each house and located in the common meter rooms of the development. Gas meter is equipped in each house and located at (i) the car parking spaces of Houses A & F and (ii) the kitchen of Houses B,C,D & E. 每座洋房均設有獨立水錶及電錶並安裝於公眾水電錶房內。獨立煤氣錶安裝於(i)洋房 A 及 F 於車房內及(ii)洋房 B、C、D 及 E 於廚房內。	

5. Security facilities 保安設施

Each house has independent security system and provides a signal to the main security system at caretaker’s office for monitoring purpose. Break glass detectors, window contacts and door contacts are provided for windows and doors to detect any unauthorized entry. Video door phone for individual house will also be provided at carpark floor and ground floor. Visitor panel and video door phones are provided for access control at the entrance of the development. An electrical operated sliding gate with remote control function is also provided at the car park entrance. All external area is monitored by CCTV cameras and recorded by Digital Video Recorder. Infra-red sensors are also installed at the boundary of the Development. A main security panel at the caretaker’s office is used for receiving the detector signal and monitoring the status. 每戶均有獨立保安監察系統連接管理處。門窗均裝上防盜監察器。洋房泊車層及地下入屋大門均設有視像電話。屋苑入口設有訪客對講機及視像電話。設搖控電動大閘，以保安全。各主要外圍地方均裝有閉路電視及紅外線監察器，訊號直達管理處。
--

FITTINGS, FINISHES AND APPLIANCES

裝置、裝修物料及設備

6. Appliances – Brand name and model number, please refer to “Appliances Schedule”.
設備 – 品牌及型號請參考 “設備說明” 。

Appliances Schedule 設備說明

House 洋房 A

Appliances Schedule 設備說明		
Appliances 設備	Brand Name 品牌名稱	Model Number 產品型號
Washing Machine 洗衣機	MIELE	W3844WPS
Dryer 乾衣機	MIELE	T4804C
Water Heater 熱水爐	GERMAN POOL	Gpu50
Chinese Gas Wok 中式煮食爐	UNICO	WR-16N
4 Open Gas Burner with Oven under 四頭煤氣煮食爐連焗爐	UNICO	BR-1B
Exhaust Hood 抽油煙機 (Stainless steel grease filter type 不銹鋼過濾式)	CUSTOM-MADE ITEM 度身定做項目	N/A 不適用
Oven 焗爐	GAGGENAU	BO271-111
Steam Oven 蒸焗爐	GAGGENAU	BS271-110
Refrigerator 雪櫃	GAGGENAU	RB280-200
Dishwasher 洗碗碟機	GAGGENAU	DI460-130
Exhaust Fan 抽氣扇	PANASONIC AND KRUGER	FV18NF1H,FV23NLIH, CSD315/6P & KAT9/7/C
Split-type air-conditioners 分體式冷氣機	DAIKIN	REYQ16MY1B & RXYQ5MAY1
Lift 升降機	KONE	PW 10/10-19
BBQ Grill 燒烤爐	BAKERS PRIDE	CBBQ-60S
Television 電視機	HITACHI	P50X01A 50” & 42X01A 42”

House 洋房 B

Appliances Schedule 設備說明		
Appliances 設備	Brand Name 品牌名稱	Model Number 產品型號
Water Heater 熱水爐	GERMAN POOL	Gpu50
Chinese Gas Wok 中式煮食爐	UNICO	WR-16N
Exhaust Hood 抽油煙機 (Stainless steel grease filter type 不銹鋼過濾式)	CUSTOM-MADE ITEM 度身定做項目	N/A 不適用
Oven 焗爐	GAGGENAU	BO271111
Steam Oven 蒸焗爐	GAGGENAU	BS271110
4 Open Gas Burner with Electric Oven under 四頭煤氣煮食爐連電焗爐	UNICO	BR-1BE
Microwave Oven 微波爐	GAGGENAU	BMP225-110
Dishwasher 洗碗碟機	GAGGENAU	DI460112
Refrigerator 雪櫃	GAGGENAU	RB280302
Washing Machine 洗衣機	MIELE	W2859i WPM
Dryer 乾衣機	MIELE	T4859 Ci
Exhaust Fan 抽氣扇	PANASONIC AND KRUGER	FV18NF1H, FV23NLIH, CSD315/6P & KAT9/7/C
Split-type air-conditioners 分體式冷氣機	DAIKIN	REYQ16MY1B & RXYQ5MAY1
Lift 升降機	KONE	PW 10/10-19
Wall Dry System 牆身乾燥系統	NBU&COUFAL	HA-PE 27

FITTINGS, FINISHES AND APPLIANCES

裝置、裝修物料及設備

House 洋房 C

Appliances Schedule 設備說明		
Appliances 設備	Brand Name 品牌名稱	Model Number 產品型號
Washing Machine 洗衣機	MIELE	W5824
Dryer 乾衣機	MIELE	T8822C
Water Heater 熱水爐	GERMAN POOL	Gpu50
Chinese Gas Wok 中式煮食爐	UNICO	WR-16N
Exhaust Hood 抽油煙機 (Stainless steel grease filter type 不銹鋼過濾式)	CUSTOM-MADE ITEM 度身定做項目	N/A 不適用
Oven 焗爐	GAGGENAU	BO271111
Steam Oven 蒸焗爐	GAGGENAU	BS271110
4 Open Gas Burner with Electric Oven under 四頭煤氣煮食爐連電焗爐	UNICO	BR-1BE
Microwave Oven 微波爐	GAGGENAU	BMP225-110
Dishwasher 洗碗碟機	GAGGENAU	DI460112
Refrigerator 雪櫃	GAGGENAU	RB280302
Exhaust Fan 抽氣扇	PANASONIC AND KRUGER	FV18NF1H, FV23NL1H, CSD315/6P & KAT9/7/C
Split-type air-conditioners 分體式冷氣機	DAIKIN	REYQ16MY1B, RXYQ5MAY1 & RXS25EBVMA
Lift 升降機	KONE	PW 10/10-19
Wall Dry System 牆身乾燥系統	NBU&COUFAL	HA-PE 27

House 洋房 D

Appliances Schedule 設備說明		
Appliances 設備	Brand Name 品牌名稱	Model Number 產品型號
Washing Machine 洗衣機	MIELE	W 3844 WPS
Dryer 乾衣機	MIELE	T 4804 C
Water Heater 熱水爐	GERMAN POOL	Gpu50
Chinese Gas Wok 中式煮食爐	UNICO	WR-16N
Exhaust Hood 抽油煙機 (Stainless steel grease filter type 不銹鋼過濾式)	CUSTOM-MADE ITEM 度身定做項目	N/A 不適用
Oven 焗爐	GAGGENAU	BO271111
Steam Oven 蒸焗爐	GAGGENAU	BS271110
4 Open Gas Burner with Gas Oven under 4 頭煤氣煮食爐連煤氣焗爐	UNICO	BR-1B
Refrigerator 雪櫃	GAGGENAU	RB280200
Dishwasher 洗碗碟機	GAGGENAU	DI460130
Exhaust Fan 抽氣扇	PANASONIC	FV18NF1H & FV23NL1H
Split-type air-conditioners 分體式冷氣機	DAIKIN	REYQ16MY1B & RXYQ5MAY1
Lift 升降機	KONE	PW 10/10-19
Wall Dry System 牆身乾燥系統	NBU&COUFAL	HA-PE 27

FITTINGS, FINISHES AND APPLIANCES

裝置、裝修物料及設備

House 洋房 E

Appliances Schedule 設備說明		
Appliances 設備	Brand Name 品牌名稱	Model Number 產品型號
Washing Machine 洗衣機	MIELE	W5824
Dryer 乾衣機	MIELE	T8822C
Water Heater 熱水爐	GERMAN POOL	Gpu50
Chinese Gas Wok 中式煮食爐	UNICO	WR-16N
Exhaust Hood 抽油煙機 (Stainless steel grease filter type 不銹鋼過濾式)	CUSTOM-MADE ITEM 度身定做項目	N/A 不適用
Oven 焗爐	GAGGENAU	BO271111
Steam Oven 蒸焗爐	GAGGENAU	BS271110
4 Open Gas Burner with Electric Oven under 四頭煤氣煮食爐連電焗爐	UNICO	BR-1BE
Microwave Oven 微波爐	GAGGENAU	BM221110
Dishwasher 洗碗碟機	GAGGENAU	DI460112
Refrigerator 雪櫃	GAGGENAU	RB280302
Exhaust Fan 抽氣扇	PANASONIC AND KRUGER	FV18NF1H, FV23NL1H, CSD315/6P & KAT9/7/C
Split-type air-conditioners 分體式冷氣機	DAIKIN	REYQ16MY1B, RXYQ5MAY1 & RXS25EBVMA
Lift 升降機	KONE	PW 10/10-19
Wall Dry System 牆身乾燥系統	NBU&COUFAL	HA-PE 27

House 洋房 F

Appliances Schedule 設備說明		
Appliances 設備	Brand Name 品牌名稱	Model Number 產品型號
Water Heater 熱水爐	GERMAN POOL	Gpu50
Chinese Gas Wok 中式煮食爐	UNICO	WR-16N
4 Open Gas Burner with Gas Oven under 四頭煤氣煮食爐連煤氣焗爐	UNICO	BR-1B
Exhaust Hood 抽油煙機 (Stainless steel grease filter type 不銹鋼過濾式)	CUSTOM-MADE ITEM 度身定做項目	N/A 不適用
Oven 焗爐	GAGGENAU	BO271111
Microwave Oven 微波爐	GAGGENAU	BM221110
Steam Oven 蒸焗爐	GAGGENAU	BS271110
Refrigerator 雪櫃	GAGGENAU	RB280200
Dishwasher 洗碗碟機	GAGGENAU	DI460130
Washing Machine 洗衣機	MIELE	W2839i WPM
Dryer 乾衣機	MIELE	T4839 Ci
Exhaust Fan 抽氣扇	PANASONIC AND KRUGER	FV18NF1H, FV23NL1H, CSD315/6P & KAT9/7/C
Split-type air-conditioners 分體式冷氣機	DAIKIN	REYQ16MY1B & RXYQ5MAY1
Lift 升降機	KONE	PW 10/10-19
Wall Dry System 牆身乾燥系統	NBU&COUFAL	HA-PE 27

Note : The Vendor hereby undertakes that if lifts or appliances of the specified brand name or model number as stated above are not installed in the Development, lift or appliances of comparable quality will be installed.

備註： 賣方承諾如發展項目中沒有安裝指明的品牌名稱或產品型號的升降機或設備，便會安裝品質相若的升降機或設備。

SCHEDULE OF MECHANICAL & ELECTRICAL PROVISIONS

機電裝置數量說明表

House 洋房 A

<div>Item 項目</div> <div>Floor 樓層</div>	Telephone Outlet 電話插座	TV/FM Outlet 電視及電台天線插座	Home Automation Control Panel 智能家居控制面板	13A 1-Gang Switched Socket Outlet 13A 單位插座	13A 2-Gang Switched Socket Outlet 13A 雙位插座	13A 1-Gang Waterproof Switched Socket Outlet 13A 單位防水插座
Carpark Floor 泊車層			2	3		1
Mezz Floor 閣樓	1	1	2	1	1	
Ground Floor 地下 (including Garden 包括花園)	8	3	4	4	14	
1 st Floor 一樓	2	2	2	5	5	
2 nd Floor 二樓	6	2	2	4	7	
3 rd Floor 三樓	4	1	2	13	8	
Roof 天台						4
Upper Roof 上層天台						3

House 洋房 B

<div>Item 項目</div> <div>Floor 樓層</div>	Telephone Outlet 電話插座	TV/FM Outlet 電視及電台天線插座	Home Automation Control Panel 智能家居控制面板	13A 1-Gang Switched Socket Outlet 13A 單位插座	13A 2-Gang Switched Socket Outlet 13A 雙位插座	13A 1-Gang Waterproof Switched Socket Outlet 13A 單位防水插座
Carpark Floor 泊車層			2		2	1
Mezz Floor 閣樓	1	2	2	2	2	
Ground Floor 地下 (including Garden 包括花園)	2	1	5	9	8	6
1 st Floor 一樓	3	4	4	10	5	
2 nd Floor 二樓	4	6	6	8	7	
3 rd Floor 三樓	3	3	6	8	4	
Roof 天台			1			
Upper Roof 上層天台				2		4

SCHEDULE OF MECHANICAL & ELECTRICAL PROVISIONS

機電裝置數量說明表

House 洋房 C

<div>Item 項目</div> <div>Floor 樓層</div>	Telephone Outlet 電話插座	TV/FM Outlet 電視及電台天線插座	Home Automation Control Panel 智能家居控制面板	13A 1-Gang Switched Socket Outlet 13A 單位插座	13A 2-Gang Switched Socket Outlet 13A 雙位插座	13A 1-Gang Waterproof Switched Socket Outlet 13A 單位防水插座
Carpark Floor 泊車層	1		4	5		1
Mezz Floor 閣樓	1	2	2	1	5	
Ground Floor 地下 (including Garden 包括花園)	3	2	5	8	10	6
1 st Floor 一樓	3	3	4	7	3	
2 nd Floor 二樓	4	6	6	8	6	
3 rd Floor 三樓	3	3	6	7	4	
Roof 天台						
Upper Roof 上層天台				2		4

House 洋房 D

<div>Item 項目</div> <div>Floor 樓層</div>	Telephone Outlet 電話插座	TV/FM Outlet 電視及電台天線插座	Home Automation Control Panel 智能家居控制面板	13A 1-Gang Switched Socket Outlet 13A 單位插座	13A 2-Gang Switched Socket Outlet 13A 雙位插座	13A 1-Gang Waterproof Switched Socket Outlet 13A 單位防水插座
Carpark Floor 泊車層	1		1	4		1
Mezz Floor 閣樓		1	1	2	2	
Ground Floor 地下 (including Garden 包括花園)	2		5	11	4	6
1 st Floor 一樓	3	2	3	7	1	
2 nd Floor 二樓	7	3	3	5	9	
3 rd Floor 三樓	3	2	5	6	3	
Roof 天台						
Upper Roof 上層天台				1		3

SCHEDULE OF MECHANICAL & ELECTRICAL PROVISIONS

機電裝置數量說明表

House 洋房 E

<div>Item 項目</div> <div>Floor 樓層</div>	Telephone Outlet 電話插座	TV/FM Outlet 電視及電台天線插座	Home Automation Control Panel 智能家居控制面板	13A 1-Gang Switched Socket Outlet 13A 單位插座	13A 2-Gang Switched Socket Outlet 13A 雙位插座	13A 1-Gang Waterproof Switched Socket Outlet 13A 單位防水插座
Carpark Floor 泊車層	1		4	3	1	1
Mezz Floor 閣樓	1	1	2	3	3	
Ground Floor 地下 (including Garden 包括花園)	3	1	5	11	8	6
1 st Floor 一樓	3	4	4	11	3	
2 nd Floor 二樓	4	6	6	15	4	
3 rd Floor 三樓	3	2	6	8	4	
Roof 天台						
Upper Roof 上層天台				2		5

House 洋房 F

<div>Item 項目</div> <div>Floor 樓層</div>	Telephone Outlet 電話插座	TV/FM Outlet 電視及電台天線插座	Home Automation Control Panel 智能家居控制面板	13A 1-Gang Switched Socket Outlet 13A 單位插座	13A 2-Gang Switched Socket Outlet 13A 雙位插座	13A 1-Gang Waterproof Switched Socket Outlet 13A 單位防水插座
Carpark Floor 泊車層			2	1	2	1
Mezz Floor 閣樓	1		2	2	3	
Ground Floor 地下 (including Garden 包括花園)	6	6	7	22	4	2
1 st Floor 一樓	5	2	4	13		
2 nd Floor 二樓	3	3	6	19		
3 rd Floor 三樓	2	1	5	12	11	
Roof 天台						3
Upper Roof 上層天台				1		1

SERVICE AGREEMENT

服務協議

1. PCCW Limited was appointed as coordinator of telecommunication and broadcasting services provider during construction stage as per relevant statutory requirements. Any service subscription of telecommunication service to any service providers shall be subject to individual owner’s discretion.
2. Potable and flushing water is supplied by Water Supplies Department.
3. Electricity is supplied by The Hong Kong Electric Company Limited.
4. Towngas is supplied by The Hong Kong and China Gas Company Limited.

1. 電訊盈科有限公司為各電訊及廣播服務營辦商在建築期間根據有關法例要求的協調者。各業主可自行向任何服務供應商申請電訊服務。
2. 食水及沖廁水由水務署提供。
3. 電力由香港電燈有限公司提供。
4. 煤氣由香港中華煤氣有限公司提供。

GOVERNMENT RENT

地稅

The Vendor (the Owner) will pay/has paid all outstanding Government rent in respect of the Houses from the date of the Land Grant up to and including the date of the Assignment of the Houses. After the date of Assignment of the Houses, Government rent in respect of the Houses will be paid by the respective house owner.

由批地文件之日期起計至買賣洋房之成交日之地租均由賣方(擁有人)繳付。洋房成交後，地稅由各洋房擁有人繳付。

MISCELLANEOUS PAYMENTS BY PURCHASER

買方的雜項付款

1. On the delivery of the vacant possession of the residential property to the purchaser, the purchaser is liable to reimburse the vendor (the owner) for the deposits for water, electricity and gas.
2. On that delivery, the purchaser is liable to pay to the vendor (the owner) a debris removal fee.

1. 在向買方交付住宅物業在空置情況下的管有權時，買方須負責向賣方（擁有人）補還水、電力及氣體的按金。
2. 在交付時，買方須向賣方（擁有人）支付清理廢料的費用。

DEFECT LIABILITY WARRANTY PERIOD

欠妥之處的保養責任期

The Vendor shall, at its own cost and as soon as reasonably practicable after receipt of a written notice served by the Purchaser within 6 months after the date of completion of the sale and purchase, remedy any defects to the property, or the fittings, finishes or appliances as set out in the fitting, finishes and appliances schedule of the formal Agreement for Sale and Purchase, caused otherwise than by the act or neglect of the Purchaser.

凡本物業或正式買賣合約附表所列出的裝置、裝修物料或設備有欠妥之處，而該欠妥之處並非由買方行為或疏忽造成，則賣方在接獲買方在買賣成交日期後的 6 個月內送達的書面通知後，須於合理地切實可行的範圍內，盡快自費作出補救。

MAINTENANCE OF SLOPES

斜坡維修

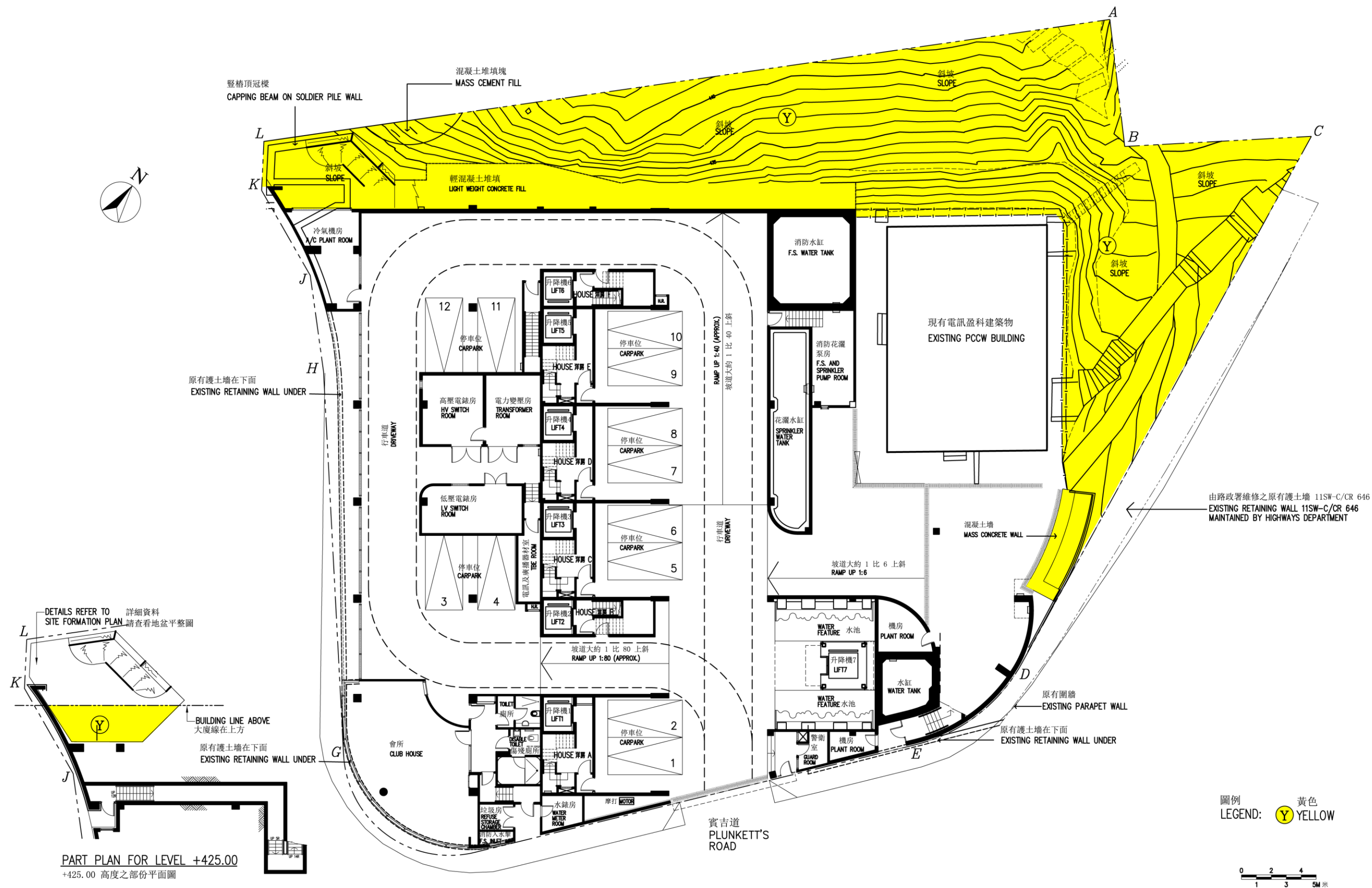
Maintenance of slopes

1. The Land Grant requires the owners of the residential properties in the development to maintain slopes at their own costs.
2. According to the Land Grant, where any cutting away removal or setting back of adjoining adjacent or nearby hillside or banks or any building up or filling in is or has been required for the purpose of or in connection with the formation leveling and development of the Land or any part thereof the Lessee shall construct or bear the cost of the construction of such retaining walls or other support as shall or may at any time become necessary to protect and support such hillside and banks and the Land itself (the “Slope and Retaining Structures”) and to obviate and prevent any falling away landslips or subsidence occurring thereafter, and shall at all times maintain the said retaining walls or other support in good and substantial repair and condition; in the event of any landslide subsidence or falling away occurring at any time whether in or from adjoining hillside or banks or in or from the Land itself as a result of any default by the Owners under the conditions of Land grant, the Lessee shall at their own expense reinstate and make good the same and shall indemnify the Government of Hong Kong from and against all costs charges damages demands and claims whatsoever which shall or may be made suffered or incurred through or by reason thereof. In addition, the Government shall be entitled by notice in writing to call upon the Lessee to carry out such construction and/or maintenance or to reinstate and make good any falling away landslide or subsidence and if the Lessee shall neglect or fail to comply with such notice within the period specified therein the Government may forthwith execute and carry out the same and the Lessee shall on demand repay to the Government the cost thereof.
3. The Owners are required to maintain the Slope and Retaining Structures. Slope and Retaining Structures include all the slopes, hillsides, retaining walls, toe walls, screen walls, feature walls, soldier pile walls, mini pile walls, soil nails and mass concrete filling within and outside the Land which are required to be maintained by all the owners at their own expenses under the conditions of the Land Grant. Each Owner is obliged to contribute towards the costs of the maintenance work.
4. There are Slope and Retaining Structures within and outside the Land. Please refer to the plan below for the location of the Slope and Retaining Structures.
5. Under the Deed of Mutual Covenant of the Development, the manager of the Development has the Owners’ authority to carry out the maintenance work.

斜坡維修

1. 「批地文件」訂明發展項目各住宅物業的擁有人自費維修斜坡。
2. 根據批地文件，如因或已因該土地本身或其任何部份的平整、水準測量及發展事宜在毗連、毗鄰或鄰近山邊或堤岸進行削土、移土或土地後移工程又或建造或填土工程，承租人應隨時按需要建造或付費建造護土牆或其他支承結構(「斜坡與護土結構」)，以保護及支撐上述山邊及堤岸和該土地本身，同時避免及防止其後發生任何滑土、山泥傾瀉或地陷。承租人時刻均須負責維修上述護土牆或其他支承防護結構，以保持其維修充足與狀態良好。倘因承租人失責無履行本文的契諾而於任何時間導致山泥傾瀉、地陷或滑土，不論山泥傾瀉、地陷或滑土乃發生於或源於毗連山邊或堤岸或該土地本身，承租人亦須自費修復還原，並向香港政府賠償其因上述事故致使、蒙受或招致的所有費用、收費、損害、索求及索償。另外，政府有權書面要求承租人執行建該等建造及/或維修工程，又或還原及修復任何滑土、山泥傾瀉或地陷，如承租人未能在該通知指明的期限內遵從，政府可立即執行及進行該工程，承租人須應要求向政府歸還工程費用。
3. 業主須負責維修斜坡與護土結構。斜坡與護土結構包括賣地條件規定須由所有業主自費保養位於該土地內外之所有斜坡、山邊、擋土牆、坡腳牆、幕牆、功能牆、豎樁牆、小型樁牆、泥釘及無鋼筋混凝土塊。而每一業主均須分擔維修工程的費用。
4. 發展項目內外均有斜坡與護土結構。斜坡與護土結構位置，請參閱以下附圖。
5. 根據發展項目的公契，發展項目的管理人獲業主授權進行維修工程。

MAINTENANCE OF SLOPES
斜坡維修



MODIFICATION

修訂

There is no on-going application to the Government for a modification of the land grant for this Development.

本發展項目現時並沒有向政府提出申請修訂批地文件。

INFORMATION IN APPLICATION FOR CONCESSION ON GROSS FLOOR AREA OF BUILDING

申請建築物總樓面面積寬免的資料

The following exempted gross floor areas/non-gross floor area accountable areas are prepared based on the certified true copies of plans approved by the Building Authority on 20 December 2007 and alteration and addition plans approved on Feb. 10, 2014. 下列獲寬免或不計算總樓面面積的設施之面積乃根據建築物事務監督 2007 年 12 月 20 日核准建築圖則之核證副本與 2014 年 2 月 10 日核准更改工程建築圖則計算。

Disregarded GFA under Building (Planning) Regulations 23(3)(b) 根據《建築物(規劃)規例》第 23(3)(b)條不計算的總樓面面積		Area (m²) 面積 (平方米)
1	Carpark and loading/unloading area excluding public transport terminus 停車場及上落客貨地方（公共交通總站除外）	Not Applicable 不適用
2	Plant rooms and similar services 機房及相類設施	
2.1	Mandatory feature or essential plant room, area of which is limited by respective Practice Notes for Authorized Persons, Registered Structural Engineers and Registered Geotechnical Engineers (PNAP) or regulation such as lift machine room, telecommunications and broadcasting (TBE) room, refuse storage and material recovery chamber, etc. 所佔面積受相關《認可人士、註冊結構工程師及註冊岩土工程師作業備考》(《作業備考》)或規例限制的強制性設施或必要機房，例如升降機機房、電訊及廣播設備室、垃圾及物料回收房等	52.715
2.2	Mandatory feature or essential plant room, area of which is NOT limited by any PNAP or regulation such as room occupied solely by fire services installations (FSI) and equipment, meter room, transformer room, potable and flushing water tank, etc. 所佔面積不受任何《作業備考》或規例限制的強制性設施或必要機房，例如僅由消防裝置及設備佔用的房間、電錶房、電力變壓房、食水及鹹水缸等	154.627
2.3	Non-mandatory or non-essential plant room, such as air-conditioning (A/C) plant room, air handling unit (AHU) room, etc. 非強制性或非必要機房，例如空調機房、送風櫃房等	52.788

Green Features under Joint Practice Notes 1 and 2 根據聯合作業備考第 1 及 第 2 號提供的環保設施		
3	Balcony 露台	15.000
4	Wider common corridor and lift lobby 加闊的公用走廊及升降機大堂	Not Applicable 不適用
5	Communal sky garden 公用空中花園	Not Applicable 不適用
6	Acoustic fin 隔聲鰭	Not Applicable 不適用
7	Wing wall, wind catcher and funnel 翼牆、捕風器及風斗	Not Applicable 不適用
8	Non-structural prefabricated external wall 非結構預製外牆	Not Applicable 不適用
9	Utility platform 工作平台	Not Applicable 不適用
10	Noise barrier 隔音屏障	Not Applicable 不適用

INFORMATION IN APPLICATION FOR CONCESSION ON GROSS FLOOR AREA OF BUILDING

申請建築物總樓面面積寬免的資料

Amenity Features 適意設施		
11	Caretaker's quarters, counter, office, store, guard room and lavatory for watchman and management staff and owners' corporation office 管理員宿舍、供保安人員和管理處員工使用的櫃位、辦事處、貯物室、警衛室和廁所，以及業主立案法團辦事處	4.940
12	Residential recreational facilities including void, plant room, swimming pool filtration plant room, covered walkway, etc. serving solely the recreational facilities 住宅康樂設施，包括僅供康樂設施使用的中空空間、機房、游泳池的濾水器機房、有蓋人行道等	167.225
13	Covered landscaped and play area 有蓋園景區及遊樂場地	36.859
14	Horizontal screen/covered walkway and trellis 橫向屏障／有蓋人行道及花棚	Not Applicable 不適用
15	Larger lift shaft 擴大升降機槽	Not Applicable 不適用
16	Chimney shaft 煙囪管道	Not Applicable 不適用
17	Other non-mandatory or non-essential plant room, such as boiler room, satellite master antenna television (SMATV) room 其他非強制性或非必要機房，例如鍋爐房、衛星電視共用天線房	Not Applicable 不適用
18	Pipe duct, air duct for mandatory feature or essential plant room 強制性設施或必要機房所需的管槽及氣槽	36.596
19	Pipe duct, air duct for non-mandatory or non-essential plant room 非強制性設施或非必要機房所需的管槽及氣槽	Not Applicable 不適用
20	Plant room, pipe duct, air duct for environmentally friendly system and feature 環保系統及設施所需的機房、管槽及氣槽	23.548
21	Void in duplex domestic flat and house 複式住宅單位及洋房的中空空間	Not Applicable 不適用
22	Sunshade and reflector 遮陽篷及反光罩	Not Applicable 不適用
23	Minor projection such as A/C box, A/C platform, window cill and projecting window 小型伸出物，例如空調機箱、空調機平台、窗檻及伸出的窗台	Not Applicable 不適用
24	Other projection such as A/C box and platform not covered in paragraph 3(b) and (c) of PNAP APP-19 《作業備考》APP-19第3(b)及(c)段沒有涵蓋的其他伸出物，如空調機箱及空調機平台	Not Applicable 不適用

Other Exempted Items 其他項目		
25	Refuge floor including refuge floor cum sky garden 底護層，包括底護層兼空中花園	Not Applicable 不適用
26	Covered area under large projecting/overhanging feature 大型伸出/外懸設施下的有蓋地方	Not Applicable 不適用
27	Public transport terminus 公共交通總站	Not Applicable 不適用
28	Party structure and common staircase 共用構築物及公用樓梯	Not Applicable 不適用
29	Horizontal area of staircase, lift shaft and vertical duct solely serving floor accepted as not being accountable for GFA 僅供獲接納不計入總樓面面積的樓層使用的樓梯、升降機槽及垂直管道的水平面積	176.460
30	Public passage 公眾通道	Not Applicable 不適用
31	Covered set back area 有蓋的後移部分	Not Applicable 不適用
Bonus GFA 額外總樓面面積		
32	Bonus GFA 額外總樓面面積	Not Applicable 不適用
Additional Green Features under Joint Practice Note (No. 8) 根據聯合作業備考(第 8號)提供的額外環保設施		
33	Buildings adopting Modular Integrated Construction 採用「組裝合成」建築法的樓宇	Not Applicable 不適用

The approved general building plans of this development are not subject to the requirements stipulated in the Practice Note for Authorized Persons, Registered Structural Engineers and Registered Geotechnical Engineers APP-151 issued by the Building Authority. Environmental assessment and information on the estimated energy performance or consumption for the common parts of this development were not required to be submitted to the Building Authority as a prerequisite for the granting of gross floor area concessions.

本發展項目的經批准一般建築圖則不受由建築事務監督發出的上述表格是根據屋宇署所發出的《認可人士、註冊結構工程師及註冊岩土工程師作業備考》APP-151規定限制。本發展項目的環境評估及公用部分的預計能量表現或消耗的資料無須呈交建築事務監督，以作為批予總樓面面積寬免的先決條件。

Note:

The above table is based on the requirements as stipulated in the Practice Note for Authorized Persons, Registered Structural Engineers and Registered Geotechnical Engineers ADM-2 issued by the Buildings Department. The Buildings Department may revise such requirements from time to time as appropriate.

備註：

上述表格是根據屋宇署所發出的《認可人士、註冊結構工程師及註冊岩土工程師作業備考》ADM-2 規定的要求而制訂的。

屋宇署會按實際需要不時更改有關要求。

RELEVANT INFORMATION

有關資料

Not Applicable.
不適用

THE WEBSITE DESIGNATED BY THE VENDOR FOR THE DEVELOPMENT

賣方就本項目指定的互聯網站的網址

The address of the website designated by the Vendor for Development for the purposes of Part 2 of the Residential Properties
(First-hand Sales) Ordinance: www.3plunkettsroad.com
賣方為施行《一手住宅物業銷售條例》第2部而就發展項目指定的互聯網站的網址：www.3plunkettsroad.com

OTHER INFORMATION

其他資料

There may be future changes to the Development and the surrounding areas.
發展項目及其周邊地區日後可能出現改變。

Date of printing of this sales brochure : July 11 , 2014
售樓說明書印製日期：2014 年 7 月 11 日

3 Plunkett's Road
賓吉道 3 號
Examination Record 檢視紀錄

Examination/Revision Date 檢視/修改日期	Revision Made 所作修改		
	Page Number 頁次		Revision Made 所作修改
25-9-2014	Page number in version with print date on Jul. 11, 2014 2014 年 7 月 11 日 印製版本之頁次	Page number in revised version with examination date on Sep. 25, 2014 2014 年 9 月 25 日 檢視版本之頁次	Revision Made 所作修改
	61-89	61-89	“Fittings, finishes and appliances” is updated. 更新「裝置、裝修物料及設備」
23-12-2014	No revision made 並無作出修改		
19-3-2015	No revision made 並無作出修改		
16-6-2015	Page number in revised version with examination date on Mar. 19, 2015 2015 年 3 月 19 日 檢視版本之頁次	Page number in revised version with examination date on Jun. 16, 2015 2015 年 6 月 16 日 檢視版本之頁次	Revision Made 所作修改
	14	14	“Aerial photograph of the development” is updated. 更新「發展項目的鳥瞰照片」
25-8-2015	No revision made 並無作出修改		
12-11-2015	No revision made 並無作出修改		
2-2-2016	No revision made 並無作出修改		

Examination/Revision Date 檢視/修改日期	Revision Made 所作修改		
	Page Number 頁次		Revision Made 所作修改
20-4-2016	Page number in revised version with examination date on Jun. 16, 2015 2015 年 6 月 16 日 檢視版本之頁次	Page number in revised version with examination date on Apr. 20, 2016 2016 年 4 月 20 日 檢視版本之頁次	Revision Made 所作修改
	14	14	“Aerial photograph of the development” is updated. 更新「發展項目的鳥瞰照片」
18-7-2016	Page number in revised version with examination date on Apr. 20, 2016 2016 年 4 月 20 日 檢視版本之頁次	Page number in revised version with examination date on Jul. 18, 2016 2016 年 7 月 18 日 檢視版本之頁次	Revision Made 所作修改
	13	13	“Location plan of the development” is updated. 更新「發展項目的所在位置圖」
	15	15	“Outline zoning plan etc. relating to the development” is updated. 更新「關乎發展項目的分區計劃大綱圖等」

14-10-2016	Page number in revised version with examination date on Jul. 18, 2016 2016 年 7 月 18 日 檢視版本之頁次	Page number in revised version with examination date on Oct. 14, 2016 2016 年 10 月 14 日 檢視版本之頁次	Revision Made 所作修改
	11	11	“Information on vendor and others involved in the development” and “Relationship between parties involved in the development” are revised. 修訂「賣方及有參與發展項目的其他人的資料」及「有參與發展項目的各方的關係」
13-1-2017	Page number in revised version with examination date on Oct. 14, 2016 2016 年 10 月 14 日 檢視版本之頁次	Page number in revised version with examination date on Jan. 13, 2017 2017 年 1 月 13 日 檢視版本之頁次	Revision Made 所作修改
	15	15	“Outline zoning plan etc. relating to the development” is updated. 更新「關乎發展項目的分區計劃大綱圖等」
	89	89	“Fittings, finishes and appliances” is updated. 更新「裝置、裝修物料及設備」
15-2-2017	Page number in revised version with examination date on Jan. 13, 2017 2017 年 1 月 13 日 檢視版本之頁次	Page number in revised version with examination date on Feb. 15, 2017 2017 年 2 月 15 日 檢視版本之頁次	Revision Made 所作修改
	13	13	“Location plan of the development” is updated. 更新「發展項目的所在位置圖」

11-5-2017	Page number in revised version with examination date on Feb. 15, 2017 2017 年 2 月 15 日 檢視版本之頁次	Page number in revised version with examination date on May 11, 2017 2017 年 5 月 11 日 檢視版本之頁次	Revision Made 所作修改
	43	43	Note on “Area of residential properties in the development” is updated. 更新「發展項目中的住宅物業的面積」中的備註
	86	86	“Fittings, finishes and appliances” is updated. 更新「裝置、裝修物料及設備」
	122	124	Page number of “Other information” changed. 「其他資料」的頁碼變更
	122	124	‘Date of Printing’ is corrected. 更正「印製日期」
9-8-2017	Page number in revised version with examination date on May 11, 2017 2017 年 5 月 11 日 檢視版本之頁次	Page number in revised version with examination date on Aug. 9, 2017 2017 年 8 月 9 日 檢視版本之頁次	Revision Made 所作修改
	14	14	“Aerial photograph of the development” is updated. 更新「發展項目的鳥瞰照片」

Examination/Revision Date 檢視/修改日期	Revision Made (If no revision is required, please state “no revision made”) 所作修改 (如無須作出修改，請註明「並無作出修改」)	
	Page Number 頁次	Revision Made 所作修改
21-9-2017	1-97	Page Number, “Table of contents”, “Notes to Purchasers of First-hand Residential Properties”, “Information on the development”, “Information on vendor and others involved in the development”, “Relationship between parties involved in the development”, “Information on property management”, “Floor plans of residential properties in the development”, “Summary of preliminary agreement for sales and purchase”, “Summary of deed of mutual covenant”, “Summary of land grant”, “Fittings, finishes and appliances”, “Maintenance of slopes” & “Modification” are updated. 更新頁次、「目錄」、「一手住宅物業買家須知」、「發展項目的資料」、「賣方及有參與發展項目的其他人的資料」、「有參與發展項目的各方的關係」、「物業管理的資料」、「發展項目中的住宅物業的樓面平面圖」、「臨時買賣合約的摘要」、「公契的摘要」、「批地文件摘要」、「裝置、裝修物料及設備」、「斜坡維修」及「修訂」。
20-12-2017	No revision made 並無作出修改	
7-3-2018	Page Number 頁次	Revision Made 所作修改
	8	“Information on vendor and others involved in the development” is revised. 修訂「賣方及有參與發展項目的其他人的資料」
	11	“Location plan of the development” is updated. 更新「發展項目的所在位置圖」
	41	Note on “Area of residential properties in the development” is updated. 更新「發展項目中的住宅物業的面積」中的備註
	59	“Information on common facilities in the development” is updated. 更新「發展項目中的公用設施的資料」
	83-84	“Fittings, finishes and appliances” is updated. 更新「裝置、裝修物料及設備」
	85-99	Page number is updated. 更新頁次

10-4-2018	Page Number 頁次	Revision Made 所作修改
	12	“Aerial photograph of the development” is updated. 更新「發展項目的鳥瞰照片」
	36	“Floor plans of residential properties in the development – House A,B,C,D,E & F as-is furniture layout floor plan” is updated. 更新「發展項目的住宅物業的樓面平面圖-A,B,C,D,E 及 F 洋房現狀家具佈局圖」
	37	“Furniture layout floor plans legend table” is updated. 更新「家具佈局圖圖例一覽表」
6-7-2018	Page Number 頁次	Revision Made 所作修改
	8	“Information on vendor and others involved in the development” is revised. 修訂「賣方及有參與發展項目的其他人的資料」
	13	“Outline zoning plan etc. relating to the development” is updated. 更新「關乎發展項目的分區計劃大綱圖等」
	88-89	“Fittings, finishes and appliances” is updated. 更新「裝置、裝修物料及設備」
17-7-2018	Page Number 頁次	Revision Made 所作修改
	55-58	“Elevation Plan” is updated. 更新「立面圖」
13-9-2018	Page Number 頁次	Revision Made 所作修改
	12	“Aerial photograph of the development” is updated. 更新「發展項目的鳥瞰照片」
	59-90	“Fittings, finishes and appliances” is updated. 更新「裝置、裝修物料及設備」
11-12-2018	No revision made 並無作出修改	
1-3-2019	Page Number 頁次	Revision Made 所作修改
	11	“Location plan of the development” is updated. 更新「發展項目的所在位置圖」
	89-90	“Fittings, finishes and appliances” is updated. 更新「裝置、裝修物料及設備」

28-5-2019	Page Number 頁次	Revision Made 所作修改
	12	“Aerial photograph of the development” is updated. 更新「發展項目的鳥瞰照片」
	16-29	“Floor plans of residential properties in the development is updated. 更新「發展項目的住宅物業的樓面平面圖」
23-8-2019	Page Number 頁次	Revision Made 所作修改
	76-79	“Fittings, finishes and appliances” is updated. 更新「裝置、裝修物料及設備」
21-11-2019	Page Number 頁次	Revision Made 所作修改
	12, 12a, 12b	“Aerial photograph of the development” is updated. 更新「發展項目的鳥瞰照片」
6-2-2020	No revision made 並無作出修改	
28-4-2020	Page Number 頁次	Revision Made 所作修改
	11	“Location plan of the development” is updated. 更新「發展項目的所在位置圖」
16-7-2020	Page Number 頁次	Revision Made 所作修改
	8	“Information on the development” and “Information on vendor and others involved in the development” are revised. 修訂「發展項目的資料」及「賣方及有參與發展項目的其他人的資料」
	12,12a	“Aerial photograph of the development” is updated. 更新「發展項目的鳥瞰照片」
14-10-2020	No revision made 並無作出修改	

Examination/Revision Date 檢視/修改日期	Page Number 頁次	Revision Made 所作修改
8-1-2021	11	“Location plan of the development” is updated. 更新「發展項目的所在位置圖」
	12, 12a	“Aerial photograph of the development” is updated. 更新「發展項目的鳥瞰照片」
	87	“Relevant Information” is updated. 更新「有關資料」
Examination/Revision Date 檢視/修改日期	Page Number 頁次	Revision Made 所作修改
17-3-2021	11	“Location plan of the development” is updated. 更新「發展項目的所在位置圖」
Examination/Revision Date 檢視/修改日期	Page Number 頁次	Revision Made 所作修改
16-6-2021	12, 12a	“Aerial photograph of the development” is updated. 更新「發展項目的鳥瞰照片」
Examination/Revision Date 檢視/修改日期	Page Number 頁次	Revision Made 所作修改
15-9-2021	-	Table of Contents is updated. 目錄已更新。
	12, 12a	“Aerial photograph of the development” is updated. 更新「發展項目的鳥瞰照片」。
	76-79	Fittings, Finishes and Appliances is updated. 裝置、裝修物料及設備已更新。

Examination / Revision Date 檢視 / 修改日期	Revision Made (If no revisions is required, please state "no revision made") 如無須作出修改，請註明「並無作出修改」)		
	Page number in revised version with examination date on 15 September 2021 2021 年 9 月 15 日檢視版本之頁數	Page number in revised version with examination date on 14 December 2021 2021 年 12 月 14 日檢視版本之頁數	Revision Made 所作修改
14-12-2021	Cover 封面	Cover 封面	Cover is updated 封面已更新
	-	-	Table of Contents is updated 目錄已更新
	1-7	1-7	Notes to Purchasers of First-Hand Residential Properties are updated 更新一手住宅物業買家須知
	14-15	15	Layout Plan of the Development are updated 更新發展項目的佈局圖
	16-29	16-31	Floor Plans of Residential Properties in the Development are updated 更新發展項目中的住宅物業的樓面平面圖
	41-43	44-48	Cross-Section Plan of Building in the Development are updated 更新發展項目中的建築物的橫截面圖
	44-47	49-54	Elevation Plan are updated 更新立面圖
	10-87	11-94	Page number are updated 更新頁碼

Examination / Revision Date 檢視 / 修改日期	Revision Made (If no revisions is required, please state "no revision made") 如無須作出修改，請註明「並無作出修改」		
	Page number in revised version with examination date on 14 December 2021 2021 年 12 月 14 日 檢視版本之頁數	Page number in revised version with examination date on 11 March 2022 2022 年 3 月 11 日 檢視版本之頁數	Revision Made 所作修改
11-03-2022	12	12	“Location plan of the development” is updated. 更新「發展項目的所在位置圖」
	13 – 13b	13 – 13a	“Aerial photograph of the development” is updated. 更新「發展項目的鳥瞰照片」
	17 – 19, 21, 24 - 25,31	17 – 19, 21, 24 - 25,31	Floor Plans of Residential Properties in the Development are updated 更新發展項目中的住宅物業的樓面平面圖
	44, 47	44, 47	Cross-Section Plan of Building in the Development are updated 更新發展項目中的建築物的橫截面圖
	49, 52	49, 52	Elevation Plan are updated 更新立面圖
Examination / Revision Date 檢視 / 修改日期	Revision Made 所作修改		
11-06-2022	No revision made 並無作出修改		
Examination / Revision Date 檢視 / 修改日期	Revision Made 所作修改		
12-08-2022	No revision made 並無作出修改		

Examination / Revision Date 檢視 / 修改日期	Revision Made (If no revisions is required, please state "no revision made") 如無須作出修改，請註明「並無作出修改」)		
	Page number in revised version with examination date on 12 August 2022 2022 年 8 月 12 日檢 視版本之頁數	Page number in revised version with examination date on 11 November 2022 2022 年 11 月 11 日檢視版本之頁數	Revision Made 所作修改
11-11-2022	12	12	“Location plan of the development” is updated. 更新「發展項目的所在位置 圖」
Examination / Revision Date 檢視 / 修改日期	Revision Made (If no revisions is required, please state "no revision made") 如無須作出修改，請註明「並無作出修改」)		
	Page number in revised version with examination date on 11 November 2022 2022 年 11 月 11 日 檢視版本之頁數	Page number in revised version with examination date on 9 February 2023 2023 年 2 月 9 日 檢視版本之頁數	Revision Made 所作修改
09-02-2023	12	12	“Location plan of the development” is updated. 更新「發展項目的所在位置 圖」
	49 - 54	49 - 54	Elevation Plan are updated 更新立面圖
	84 - 86	84 - 86	Fittings, Finishes and Appliances is updated. 裝置、裝修物料及設備已更 新。

Examination / Revision Date 檢視 / 修改日期	Revision Made (If no revisions is required, please state "no revision made") 如無須作出修改，請註明「並無作出修改」)		
	Page number in revised version with examination date on 9 February 2023 2023 年 2 月 9 日檢 視版本之頁數	Page number in revised version with examination date on 9 May 2023 2023 年 5 月 9 日 檢視版本之頁數	Revision Made 所作修改
09-05-2023	3, 7	3, 7	Notes to Purchasers of First- Hand Residential Properties are updated. 更新一手住宅物業買家須知
	12	12	“Location plan of the development” is updated. 更新「發展項目的所在位置 圖」
Examination / Revision Date 檢視 / 修改日期	Revision Made (If no revisions is required, please state "no revision made") 如無須作出修改，請註明「並無作出修改」)		
	Page number in revised version with examination date on 9 May 2023 2023 年 5 月 9 日檢 視版本之頁數	Page number in revised version with examination date on 9 August 2023 2023 年 8 月 9 日 檢視版本之頁數	Revision Made 所作修改
09-08-2023	12	12	“Location plan of the development” is updated. 更新「發展項目的所在位置 圖」
	13, 13a	13, 13a	“Aerial photograph of the development” is updated. 更新「發展項目的鳥瞰照片」

Examination / Revision Date 檢視 / 修改日期	Revision Made (If no revisions is required, please state "no revision made") 如無須作出修改，請註明「並無作出修改」)		
	Page number in revised version with examination date on 9 August 2023 2023 年 8 月 9 日檢 視版本之頁數	Page number in revised version with examination date on 9 November 2023 2023 年 11 月 9 日 檢視版本之頁數	Revision Made 所作修改
09-11-2023	-	-	Table of Contents is updated 目錄已更新
	12	12	“Location plan of the development” is updated. 更新「發展項目的所在位置 圖」
	83 - 89	83 - 89	Fittings, Finishes and Appliances is updated. 裝置、裝修物料及設備已更 新。
	93	93-94	Information in Application for Concession on Gross Floor Area of Building is updated 申請建築物總樓面面積寬免 的資料已更新。
	94	95	Page number is updated 更新頁碼

Examination / Revision Date 檢視 / 修改日期	Revision Made (If no revisions is required, please state "no revision made") 如無須作出修改，請註明「並無作出修改」)		
	Page number in revised version with examination date on 9 November 2023 2023 年 11 月 9 日檢 視版本之頁數	Page number in revised version with examination date on 9 February 2024 2024 年 2 月 9 日 檢視版本之頁數	Revision Made 所作修改
09-02-2024	12	12	“Location plan of the development” is updated. 更新「發展項目的所在位置 圖」
	13, 13a	13, 13a	“Aerial photograph of the development” is updated. 更新「發展項目的鳥瞰照片」
	84 - 85	84 - 85	Fittings, Finishes and Appliances is updated. 裝置、裝修物料及設備已更 新。
Examination / Revision Date 檢視 / 修改日期	Revision Made (If no revisions is required, please state "no revision made") 如無須作出修改，請註明「並無作出修改」)		
	Page number in revised version with examination date on 9 February 2024 2024 年 2 月 9 日檢 視版本之頁數	Page number in revised version with examination date on 9 May 2024 2024 年 5 月 9 日 檢視版本之頁數	Revision Made 所作修改
09-05-2024	12	12	“Location plan of the development” is updated. 更新「發展項目的所在位置 圖」

Examination / Revision Date 檢視 / 修改日期	Revision Made (If no revisions is required, please state "no revision made") 如無須作出修改，請註明「並無作出修改」)		
	Page number in revised version with examination date on 9 May 2024 2024 年 5 月 9 日檢 視版本之頁數	Page number in revised version with examination date on 8 August 2024 2024 年 8 月 8 日 檢視版本之頁數	Revision Made 所作修改
08-08-2024	12	12	“Location plan of the development” is updated. 更新「發展項目的所在位置 圖」
Examination / Revision Date 檢視 / 修改日期	Revision Made (If no revisions is required, please state "no revision made") 如無須作出修改，請註明「並無作出修改」)		
	Page number in revised version with examination date on 8 August 2024 2024 年 8 月 8 日檢 視版本之頁數	Page number in revised version with examination date on 8 November 2024 2024 年 11 月 8 日 檢視版本之頁數	Revision Made 所作修改
08-11-2024	-	-	Table of Contents is updated 目錄已更新
	12	12	“Location plan of the development” is updated. 更新「發展項目的所在位置 圖」
	13, 13a	13 - 13c	“Aerial photograph of the development” is updated. 更新「發展項目的鳥瞰照片」

Examination / Revision Date 檢視 / 修改日期	Revision Made (If no revisions is required, please state "no revision made") 如無須作出修改，請註明「並無作出修改」)		
	Page number in revised version with examination date on 8 November 2024 2024 年 11 月 8 日檢 視版本之頁數	Page number in revised version with examination date on 7 February 2025 2025 年 2 月 7 日 檢視版本之頁數	Revision Made 所作修改
07-02-2025	12	12	“Location plan of the development” is updated. 更新「發展項目的所在位置 圖」
Examination / Revision Date 檢視 / 修改日期	Revision Made (If no revisions is required, please state "no revision made") 如無須作出修改，請註明「並無作出修改」)		
	Page number in revised version with examination date on 7 February 2025 2025 年 2 月 7 日 檢視版本之頁數	Page number in revised version with examination date on 7 May 2025 2025 年 5 月 7 日檢 視版本之頁數	Revision Made 所作修改
07-05-2025	-	-	Table of Contents is updated 目錄已更新
	12	12	“Location plan of the development” is updated. 更新「發展項目的所在位置 圖」
	13 - 13c	13 - 13b	“Aerial photograph of the development” is updated. 更新「發展項目的鳥瞰照片」