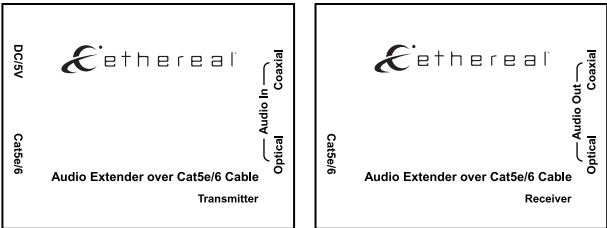




Audio Extender over Cat5e/6 Cable

Operating Instructions



Dear Customer

Thank you for purchasing this product. For optimum performance and safety, please read these instructions carefully before connecting, operating or adjusting this product. Please keep this manual for future reference.

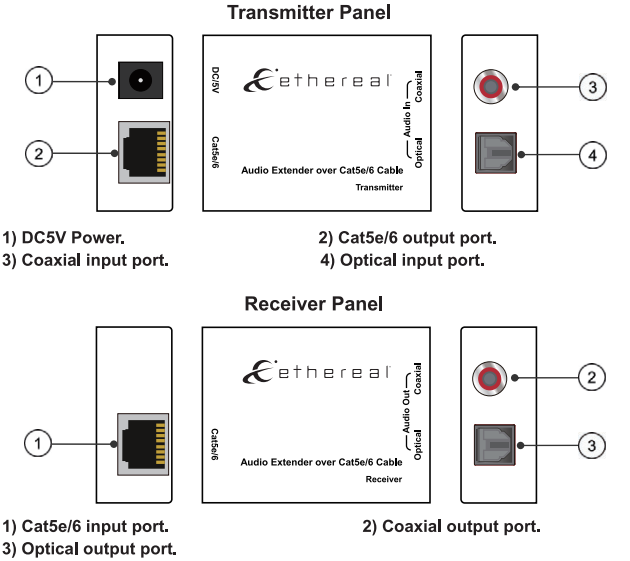
FEATURES

- Transmission Range: Up to 990ft (300 meters)
- Accepts Digital Coax or Optical Toslink
- Supports Digital 5.1 (DTS, Dolby Digital, etc.)
- High performance, zero signal loss
- Data Transmission Rate: 12.8 Mb/s
- S/PDIF (Digital Coax): 96 kHz performance

NOTICE

Metra Electronics reserves the right to make changes in the hardware, packaging and any accompanying documentation without prior written notice.

PANEL DESCRIPTIONS



Connection Diagram

Application 1:



Application 2:

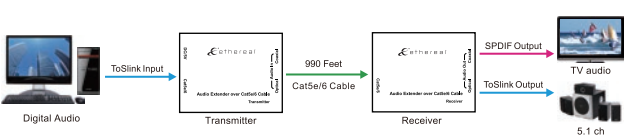


TABLE OF CONTENTS

- Specifications
- Package Contents
- Panel Descriptions
- Connecting and Operating
- Typical Application
- Maintenance
- Product Service
- Warranty

SPECIFICATIONS

Operating Temperature Range	-5 to +35°C(+23 to +95°F)
Operating Humidity Range	5 to 90%RH (No Condensation)
Data transfer speed	6.75Gbps
Connectors Transmitter	1xCat5e/6 out 1xPower DC 2xAudio in(for Optical and Coaxial)
Connectors Receiver	1xCat5e/6 in 2xAudio out(for Optical and Coaxial)
Audio format	Dolby 5.1, DTS Digital etc
Power consumption	1watts(Maximum)
Dimension (L×W×H)	60.5x46.5x20mm
Net Weight	150g(Pair)

**Note1: Specifications are subject to change without notice. Mass and dimensions are approximate.**

PACKING CONTENTS

- 1) Main Unit. Audio Extender over Cat5e/6 Cable
- 2) Operating Instructions
- 3) Power adapter DC 5V 1A x1PCS

CONNECTING AND OPERATING

- 1) Connect the Audio input source (Digital Coax or Optical Toslink) into transmitter.
  - 2) Connect the output of transmitter and input of receiver over CAT5E or CAT6 cable.
  - 3) Connect the Audio output (Digital Coax or Optical Toslink) into the receiver.
  - 4) Connect power adapter in to the transmitter.
- NOTE: Insert/Extract cables gently.

WARRANTY

If your product does not work properly because of a defect in materials or workmanship, Ethereal (referred to as "the warrantor") will , for the length of the period indicated as below, **(1 Year)** which starts with the date of original purchase ("Limited Warranty period"), at its option either(a) repair your product with new or refurbished parts, or (b) replace it with a new of a refurbished product. The decision to repair or replace will be made by the warrantor. You must mail-in your product with approved Return Authorization during the warranty period. This Limited Warranty is extended only to the original purchaser and only covers product purchased as new. A purchase receipt or other proof of original purchase date is required for Limited Warranty service.

MAINTENANCE

Clean this unit with a soft, dry cloth. Never use alcohol, paint thinner or benzene to clean this unit.

PRODUCT SERVICE

- 1) **Damage requiring service:**  
The unit should be serviced by qualified service personnel if:  
(a) The DC power supply cord or AC adaptor has been damaged;  
(b) Objects or liquids have gotten into the unit;  
(c) The unit has been exposed to rain;  
(d) The unit does not operate normally or exhibits a marked change in performance;  
(e) The unit has been dropped or the cabinet damaged.
- 2) **Servicing Personnel:** Do not attempt to service the unit beyond that described in these operating instructions. Refer all other servicing to authorized servicing personnel.
- 3) **Replacement parts:** When parts need replacing ensure the servicer uses parts specified by the manufacturer or parts that have the same characteristics as the original parts. Unauthorized substitutes may result in fire, electric shock, or other hazards.
- 4) **Safety check:** After repairs or service, ask the servicer to perform safety checks to confirm that the unit is in proper working condition.



386.255.0234 EtherealPro.com  
©Copyright Ethereal