

WARREN COUNTY CONSERVATION DISTRICT

BACKYARD CONSERVATION

PROJECT AND SPECIFICATION GUIDE



The guidelines and specifications must be followed in order to receive cost-share reimbursement.

ABOUT THE PROGRAM



The purpose of this program is to help Warren County residents with the necessary means to establish, enhance, restore, and/or maintain a backyard conservation project.

Eligibility

- 75/25 cost share rate not to exceed \$200.00 (Reimbursed 75% of expenses, up to \$200)
- One application per household (Warren Co. residents only)
- The application must be approved before starting a project
- The project must be completed within the respective project guidelines and specifications (if you have questions regarding if something is eligible for reimbursement, please ask prior to purchase)
- Photographs and receipts must be submitted for reimbursement
- Applicants are subject to spot-check.
- Please complete your project within 90 days.

Find an application on our website, warrenconservation.com!

PROJECT OPTIONS




- | | | | |
|---|----------------------|----|--------------------------|
| 3 | Insect Hotels | 9 | Rain Barrels |
| 4 | Native Tree Planting | 10 | Composting |
| 5 | Rain Garden | 11 | Bat Houses |
| 6 | Raised Garden Bed | 12 | Purple Martin Houses |
| 7 | Pollinator Oasis | 13 | Invasive Species Removal |
| 8 | Honeybees | | |

Interested in something else? Ask us if it's possible!

WARREN COUNTY CONSERVATION DISTRICT

270-846-4506 | 270-202-3667

warrencountyconservation@hotmail.com



INSECT HOTELS



Project Description

Insect hotels are the birdhouses of the insect world. In the wild, solitary insect species, like wood-boring beetles and solitary bees, search for cavities in wood to lay eggs. These cavities are typically left by burrowing beetles, woodpeckers, or the tree's own natural growth. Some species, like carpenter bees, will chew their way through wood to make a nesting cavity. Insect hotels are simply man-made replicas of the natural habitats these organisms search for in the wild.

The most important feature of the hotel should be to keep it as natural as possible. A wooden frame can be filled with natural materials for nesting sites. The following table breaks down which insects and other invertebrates can be expected to utilize each type of material. -The University of Michigan-Dearborn

Guidelines & Publications

- When is this in season? Build anytime.
- Are there location limits? Yes, refer to publications.

More info: <https://umdearborn.edu/casl/centers-institutes/environmental-interpretive-center/education-programs/pollination-project/insect-hotels>

- To receive cost-share for this project you may purchase a pre-built hotel or use one of the following hotel designs:


<https://pollinators.msu.edu/publications/building-and-managing-bee-hotels-for-wild-bees/>

<https://umich.app.box.com/s/lwkvhtbr06ygni1ngoesa4e0r57eeojt>

<https://umich.app.box.com/s/dpvbmntknkkplv39w1xsadob7qqub3nk>

<https://umich.app.box.com/s/gb344ayijcdzm7dxf2fpdldaz6nfor70>

NATIVE TREE PLANTING



Project Description

Trees in your backyard can be home to many different types of wildlife. Trees can also reduce your heating and cooling costs, help clean the air, add beauty and color, provide shelter from the wind and the sun, and add value to your home.

For more information:

https://www.nrcs.usda.gov/wps/portal/nrcs/detail/national/newsroom/features/?cid=nrcs143_023591

Guidelines & Publications

- When is this in season? Plant trees November—February. If you plant March—April, extra watering is required.
- Are there location limits? Yes, refer to Mississippian Plateaus Region:
<https://www.uky.edu/hort/sites/www.uky.edu.hort/files/pages-attachments/planttable2.PDF>
- To receive cost-share for this project you must purchase native trees to our area and follow the native tree and planting guidelines:

Tree Species List: <https://www.uky.edu/hort/Native-Trees-of-Kentucky>

Choosing a tree, placement, planting, and maintenance:

https://www.nrcs.usda.gov/wps/portal/nrcs/detail/national/newsroom/features/?cid=nrcs143_023591

Tree planting tips: <https://eec.ky.gov/Natural-Resources/Forestry/urban-forestry-and-community-programs/Pages/Tree-Planting-Tips.aspx>

***WCCD will only reimburse for native trees to our area.**

RAIN GARDEN



Project Description

Rain gardens can remove standing water in your yard, reduce mosquito breeding, filter runoff pollution, and conserve water. They also create an environment that supports an increase of beneficial insects that can eliminate pest insects.

Rain gardens are particularly important in urban areas because developed land (pavement, buildings, and compacted soils) increases stormwater runoff. Rain gardens are one of several stormwater management practices that homeowners can use to reduce their property's negative impact on water quality and flooding.

Guidelines & Publications

- When is this in season? Build anytime weather allows.
- Are there location limits? Yes, ideally a rain garden will be constructed where runoff from various sources collects in your yard.
- To receive cost-share for this project you must follow guidance from this publication: <http://www2.ca.uky.edu/agcomm/pubs/HENV/HENV205/HENV205.pdf>

***WCCD will only reimburse for native plants to our area, please refer to the above publication.**

RAIN BARRELS



Project Description

Rain barrels are an effective way to manage stormwater runoff and reduce the amount of pollutants in waterways. This can reduce the demand for municipal water supplies by using the stored water to supply gardens and lawns.

Guidelines & Publications

- When is this in season? Build anytime weather allows, utilize barrel Spring—Fall.
- Are there location limits? Yes, must attach to a downspout to catch rain runoff.
- To receive cost share for this project you may purchase a rain barrel or construct one based on guidance from this publication:

<http://www2.ca.uky.edu/agcomm/pubs/henv/henv201/henv201.pdf>

COMPOSTING



Project Description

Compost bins can be used to decrease the amount of yard trimmings and food waste going to landfills. Compost is a soil conditioner made of decomposed organic material that improves the physical condition and fertility of the soil. Using compost can improve aeration, root penetration, and water infiltration.

Guidelines & Publications

- When is this in season? Build anytime weather allows.
- Are there location limits? Yes, follow the guidelines from the below publication.
- To receive cost-share for this project you may purchase a compost bin or construct one based on guidance from these publications:

<http://www2.ca.uky.edu/agcomm/pubs/ho/ho75/ho75.pdf>

<https://www.uaex.edu/publications/pdf/FSA-6033.pdf>

<https://www.piercecountywa.org/DocumentCenter/View/1176/ThreeBinDIY?bidId=>

Resources

All about composting: http://www.rs.uky.edu/consumer/extension_pdfs/id192.pdf

*WCCD will only reimburse for prefabricated compost bins, materials to construct a bin,

RAISED GARDEN BEDS



Project Description

Raised beds are great for growing small plots of vegetables or flowers. They prevent soil compaction, provide good drainage, and serve as a barrier to pests and pathway weeds.

Gardening in containers or raised beds can be the answer for gardeners who would like to grow their own vegetables and flowers but lack the space or physical ability for a traditional garden. Raised beds can be used to overcome poor soil conditions and bring the garden to an easier-to-reach height.

Guidelines & Publications

- When is this in season? Build anytime weather allows.
- Are there location limits? Yes, a vegetable garden should be allowed full sun.
- To receive cost-share for this project you may purchase raised bed containers or construct beds based on guidance from these publications:

<http://www2.ca.uky.edu/agcomm/pubs/ID/ID248/ID248.pdf>

<https://www.aces.edu/blog/topics/lawn-garden/raised-bed-gardening/>

Resources:

Vegetable Gardening Guide: https://grayson.ca.uky.edu/files/id-128_home_vegetable_gardening_in_ky.pdf

More information: <https://ag.purdue.edu/hla/pubs/HO/HO-200.pdf>

***WCCD will not reimburse for soil, soil amendments, plants, seed, gardening tools, etc.**

POLLINATOR OASIS



Project Description

Support pollinators by supplying shelter, food, and a water source to attract them to a specific area. Regardless of their size, a pollinator oasis will impact our crops and assist with fruit and vegetable production.

Guidelines & Publications

- When is this in season? Plant April 15-June 30.
- Are there location limits? Yes, follow planting requirements for pollinator mixes.
- To receive cost-share for this project you may purchase a pollinator-friendly mix from Lowe's, Roundstone, Ironweed Native Plant Nursery, etc., and create an oasis based on guidance from these publications:

<https://davidsuzuki.org/wp-content/uploads/2018/05/BIMBY-wild-bee-sanctuary-background.pdf>

<https://davidsuzuki.org/queen-of-green/how-to-grow-a-wild-bee-sanctuary/>

Native plants to KY: <http://www2.ca.uky.edu/agcomm/pubs/for/for71/for71.pdf>

***WCCD will only reimburse for native plants or pollinator mixes and will not reimburse for soil, soil amendments, gardening tools, etc.**

HONEYBEES



Project Description

Beekeeping is a rewarding hobby that encourages the care of pollinators. Bees are a valuable animal and resource that pollinates many of our crops. Beekeeping is one way to aid in the health and sustainability of honey bees.

If you are just beginning, please read the below publications before choosing to move forward. Beekeeping is rewarding; however, there are many aspects and requirements to doing it properly.

Guidelines & Publications


- When is this in season? Purchase bees March-April
- Are there location limits? Yes, follow location guidelines in the below publications.
- To receive cost-share for this project you must: show proof of purchased hive boxes and frames, personal protection equipment, hive tools, and tools for your toolbox (pg. 10 of Hive BMPs pdf), and provide proof of Warren County Beekeepers enrollment and mentor, and follow guidance from these publications:

https://honeybeehealthcoalition.org/wp-content/uploads/2019/01/HBHC_Hive_BMPs_v1.0_reduced.pdf
<http://www2.ca.uky.edu/agcomm/pubs/ent/ent41/ent41.pdf>

To join the Warren County Beekeepers contact: warrencountykybeekeepers@gmail.com

***WCCD will only reimburse for the purchase of bees or hives based on the above criteria.**

BAT HOUSES



Project Description

Did you know bats are pollinators? Not only are they pollinators, globally, bats provide vital ecosystem services in the form of insect pest consumption, plant pollination, and seed dispersal, making them essential to the health of global ecosystems. batcon.org

Scientists estimate that insect-eating, or insectivorous, bats may save U.S. farmers roughly \$23 billion each year by reducing crop damage and limiting the need for pesticides. batcon.org

Guidelines & Publications

- When is this in season? Build anytime weather allows, put up according to the publication below.
- Are there location limits? Yes, refer to the below publication's mounting recommendations.
- To receive cost-share for bat boxes you may purchase premade ones that are 24"x16" with no mesh or fabric, or construct one based on guidance from this publication: <https://www.batcon.org/wp-content/uploads/2020/09/4-Chamber-Nursery-House-Plans.pdf>

For more information: <https://www.batcon.org/about-bats/bat-houses/>

PURPLE MARTIN HOUSES



Project Description

Purple Martins are a nice option for pesky flying insect control. If you'd like to add some wildlife to your backyard, consider purple martin houses!

Guidelines & Publications


- When is this in season? Put up your martin housing a few weeks before the martins are due to arrive, around March 15. <https://www.purplemartin.org/purple-martins/attracting/115/timing/>
- Are there location limits? Yes, <https://www.purplemartin.org/purple-martins/attracting/114/location/>
- To receive cost-share for this project you must purchase a premade martin house, and follow guidance from these publications:

<https://www.purplemartin.org/uploads/media/housingstandardshs-254.pdf>

<https://www.purplemartin.org/purple-martins/housing-standards/60/choosing-purple-martin-housing/>

For more information: <https://www.purplemartin.org/purple-martins/2/purple-martins/>

INVASIVE SPECIES REMOVAL



Project Description

Invasive species are commonly used as landscape plants, but let's change that! This project will give homeowners the option to remove invasive plants and replace them with native alternatives.

Guidelines & Publications

- Property owners are responsible for the safe and proper removal of the plants. (It's recommended that you contact a licensed professional to remove any trees.)
- The plant must be treated for suckering with an herbicide such as 24-D or glyphosate.
- The plant cannot be a sapling or young plant to qualify for reimbursement (but we still encourage you to remove them!).
- A native alternative must be planted in its place. (You have the option not to replant anything and only perform a removal.)
- To receive reimbursement: provide a photo of the invasive plant or tree with you in the photo, a photo of the newly planted alternative, a before and after photo of your home lawn, and a receipt of the native plant purchase.
- You may receive reimbursement for approved native plant purchases and/or licensed tree/shrub removal.

Here are a few common invasive landscape plants:

- Bush Honeysuckles
- Purple Loosestrife
- Wintercreeper
- Crown Vetch
- Burning Bush
- Chinese Silver Grass
- Asian Bittersweet
- Japanese Knotweed
- Princess-Tree
- Bradford Pear
- Privet
- Lesser Celandine
- Sweet Autumn Clematis
- Autumn Olive/Russian Olive
- Porcelain-Berry
- Mimosa
- Chocolate Vine
- Japanese Barberry

- Here are native recommendations: <https://www.se-eppc.org/ky/leastwant.htm>