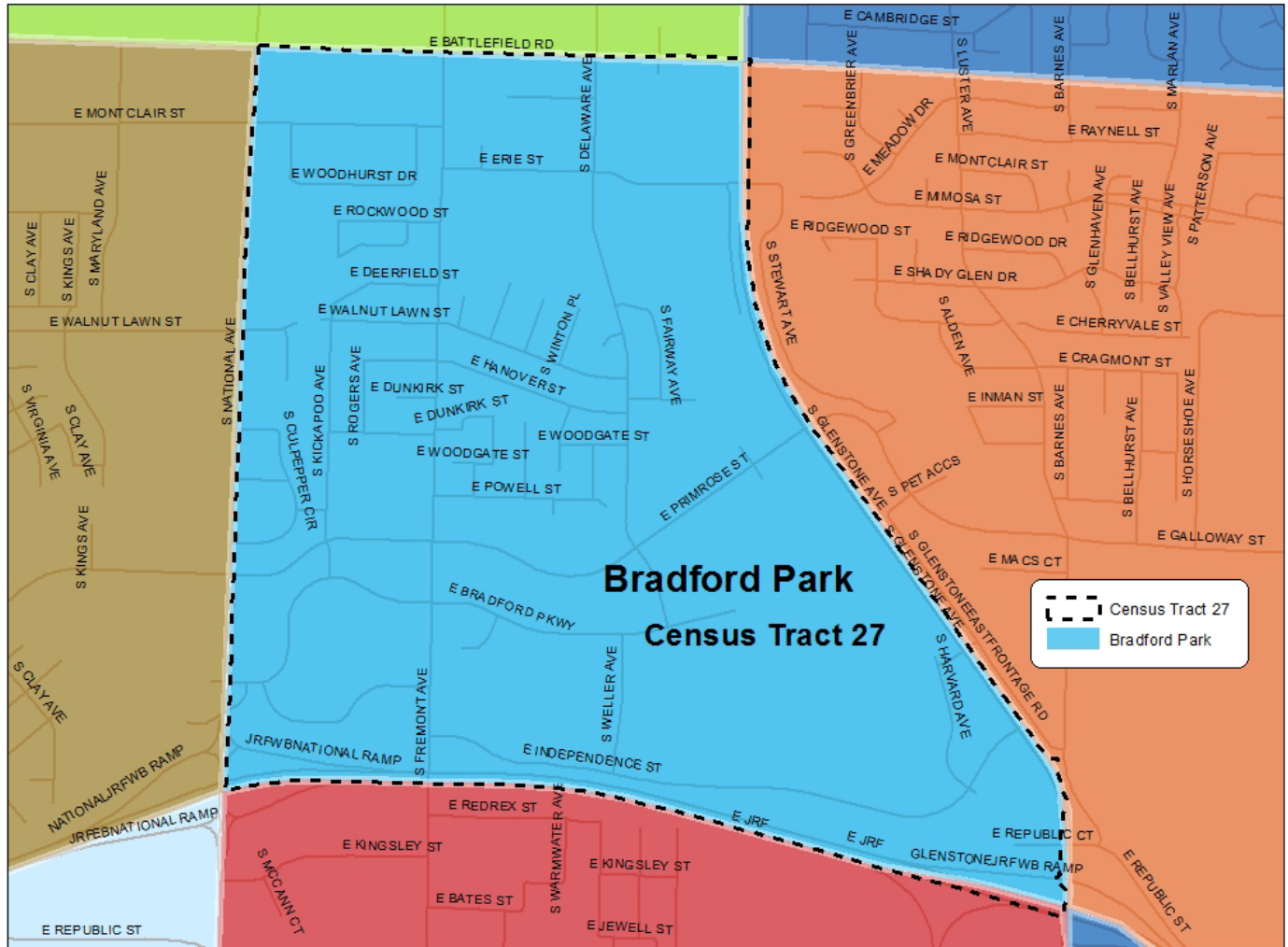


NEIGHBORHOOD DEMOGRAPHIC SNAPSHOT

BRADFORD PARK

Close And Convenient • www.bradfordparkneighborhood.org
www.facebook.com/pages/Bradford-Park-Neighborhood-Association



POPULATION

TOTAL POPULATION 2,237

PERCENT MALES 42.6%

PERCENT FEMALES 57.4%

MEDIAN AGE 48.8

HOUSING

TOTAL HOUSING UNITS 1,529

VACANT HOUSING UNITS 9.5%

MEDIAN HOME VALUE \$120,600

MEDIAN RENT \$646

OWNER 41.1%

RENTER 58.9%

RACE

WHITE 89.8%

BLACK 0.8%

ASIAN 4.5%

HISPANIC 3%

NEIGHBORHOOD DEMOGRAPHIC SNAPSHOT

BRADFORD PARK

Close And Convenient • www.bradfordparkneighborhood.org
www.facebook.com/pages/Bradford-Park-Neighborhood-Association

INCOME

MEDIAN HOUSEHOLD INCOME

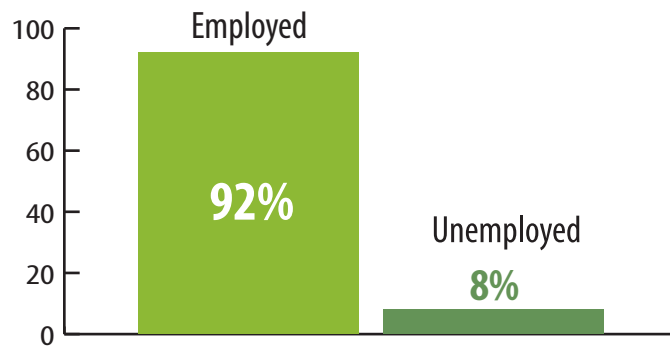


EMPLOYMENT

TOTAL
LABOR FORCE 1,200

EMPLOYED 92%

UNEMPLOYED 8%




EDUCATION

HIGH SCHOOL GRADUATE
OR HIGHER 92.5%

COLLEGE GRADUATE
OR HIGHER 24.7%



High school graduate or higher



Bachelors degree or higher

POVERTY

FAMILIES BELOW
POVERTY LEVEL 10.2%

INDIVIDUALS BELOW
POVERTY LEVEL 14.5%

