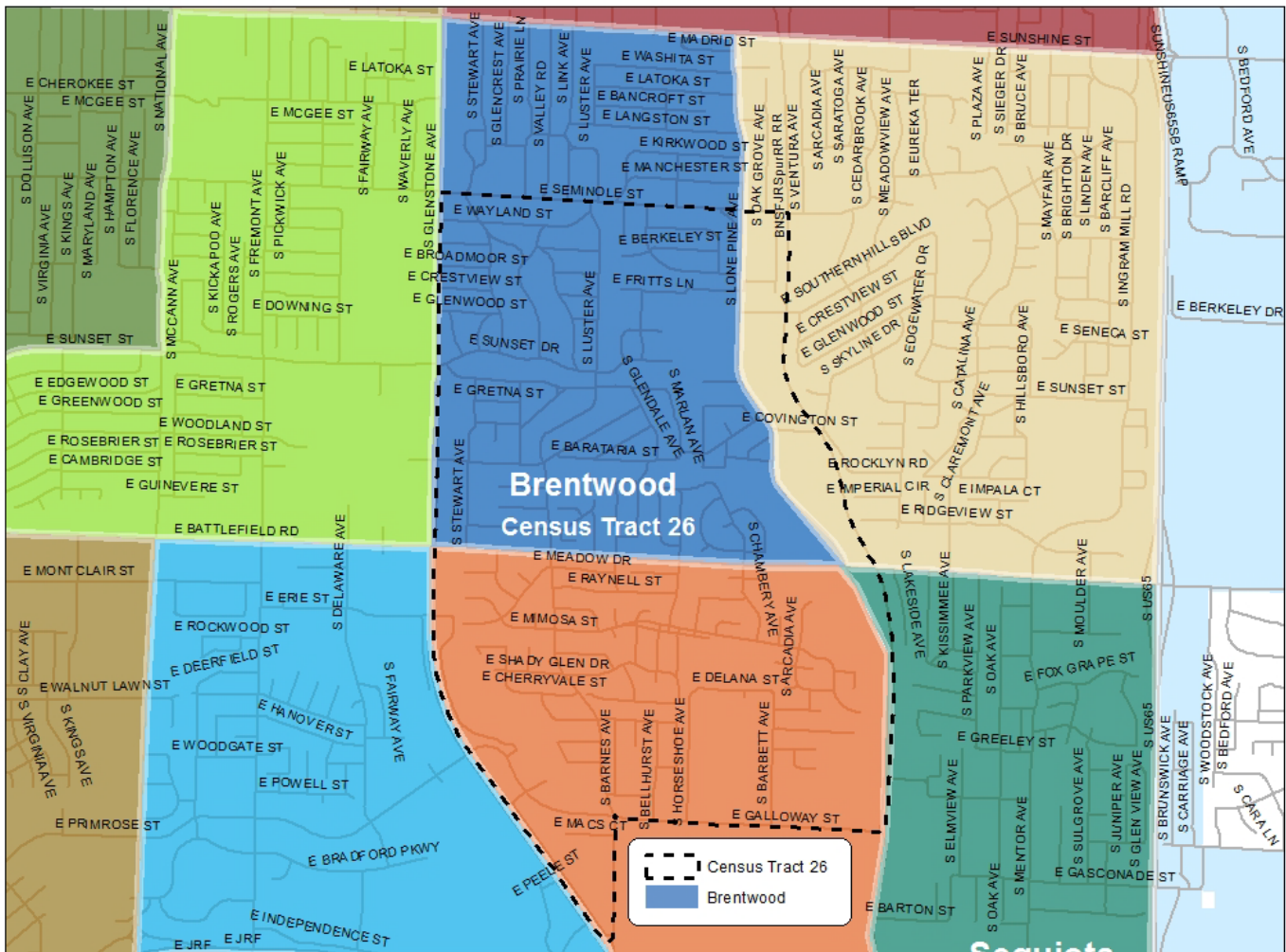


# NEIGHBORHOOD DEMOGRAPHIC SNAPSHOT

## BRENTWOOD



### POPULATION

TOTAL  
POPULATION 4,741

PERCENT  
MALES 47.6%

PERCENT  
FEMALES 52.4%

MEDIAN  
AGE 46.9

### HOUSING

TOTAL  
HOUSING UNITS 2,321

VACANT  
HOUSING UNITS 8.1%

MEDIAN  
HOME VALUE \$152,200

MEDIAN  
RENT \$694

OWNER 83.6%

RENTER 16.4%

### RACE

WHITE 98.4%

ASIAN 0.6%

HISPANIC 1.8%

NEIGHBORHOOD DEMOGRAPHIC SNAPSHOT

BRENTWOOD

INCOME

MEDIAN INCOME \$56,659

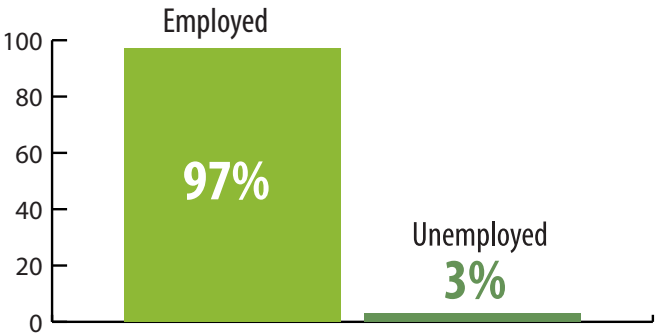


EMPLOYMENT

TOTAL LABOR FORCE 2,392

EMPLOYED 97%

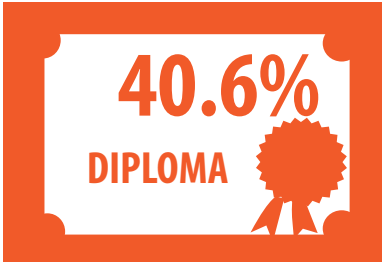
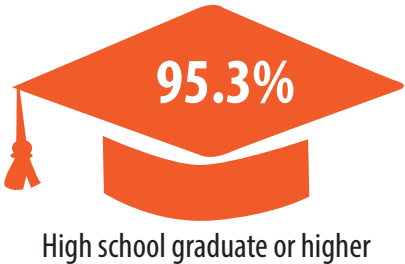
UNEMPLOYED 3%



EDUCATION

HIGH SCHOOL GRADUATE OR HIGHER 95.3%

COLLEGE GRADUATE OR HIGHER 40.6%



High school graduate or higher

Bachelors degree or higher

POVERTY

INDIVIDUALS BELOW POVERTY LEVEL 6.3%

FAMILIES BELOW POVERTY LEVEL 5%

