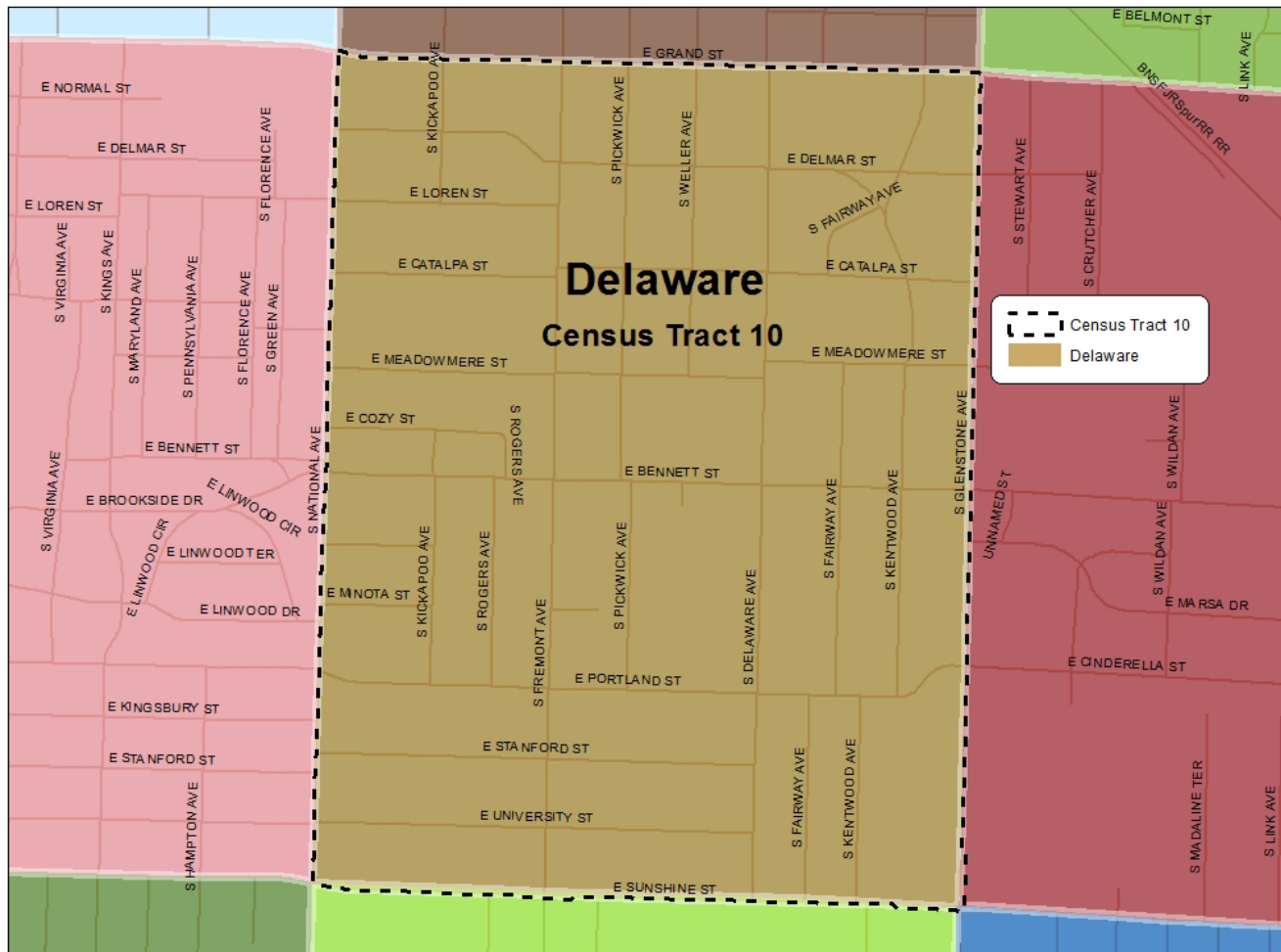


NEIGHBORHOOD DEMOGRAPHIC SNAPSHOT

DELAWARE



POPULATION

TOTAL
POPULATION 2,206

PERCENT
MALES 44.7%

PERCENT
FEMALES 55.3%

MEDIAN
AGE 44.6

HOUSING

TOTAL
HOUSING UNITS 1,171

VACANT
HOUSING UNITS 0.9%

MEDIAN
HOME VALUE \$153,300

MEDIAN
RENT \$828

OWNER 67.8%

RENTER 32.2%

RACE

WHITE 90%

BLACK 4.6%

ASIAN 2.2%

INCOME

MEDIAN INCOME \$47,373

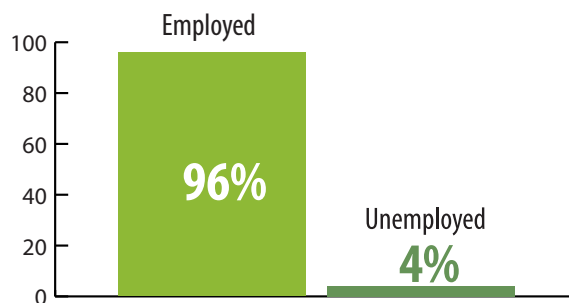


EMPLOYMENT

TOTAL LABOR FORCE 1,360

EMPLOYED 96%

UNEMPLOYED 4%



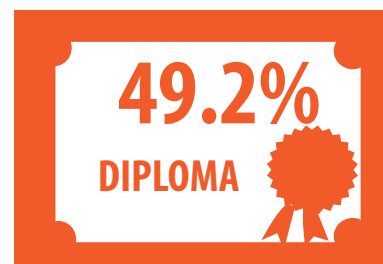
EDUCATION

HIGH SCHOOL GRADUATE OR HIGHER 96.3%

COLLEGE GRADUATE OR HIGHER 49.2%



High school graduate or higher



DIPLOMA

Bachelors degree or higher

POVERTY

INDIVIDUALS BELOW POVERTY LEVEL 5%

FAMILIES BELOW POVERTY LEVEL 3.2%

