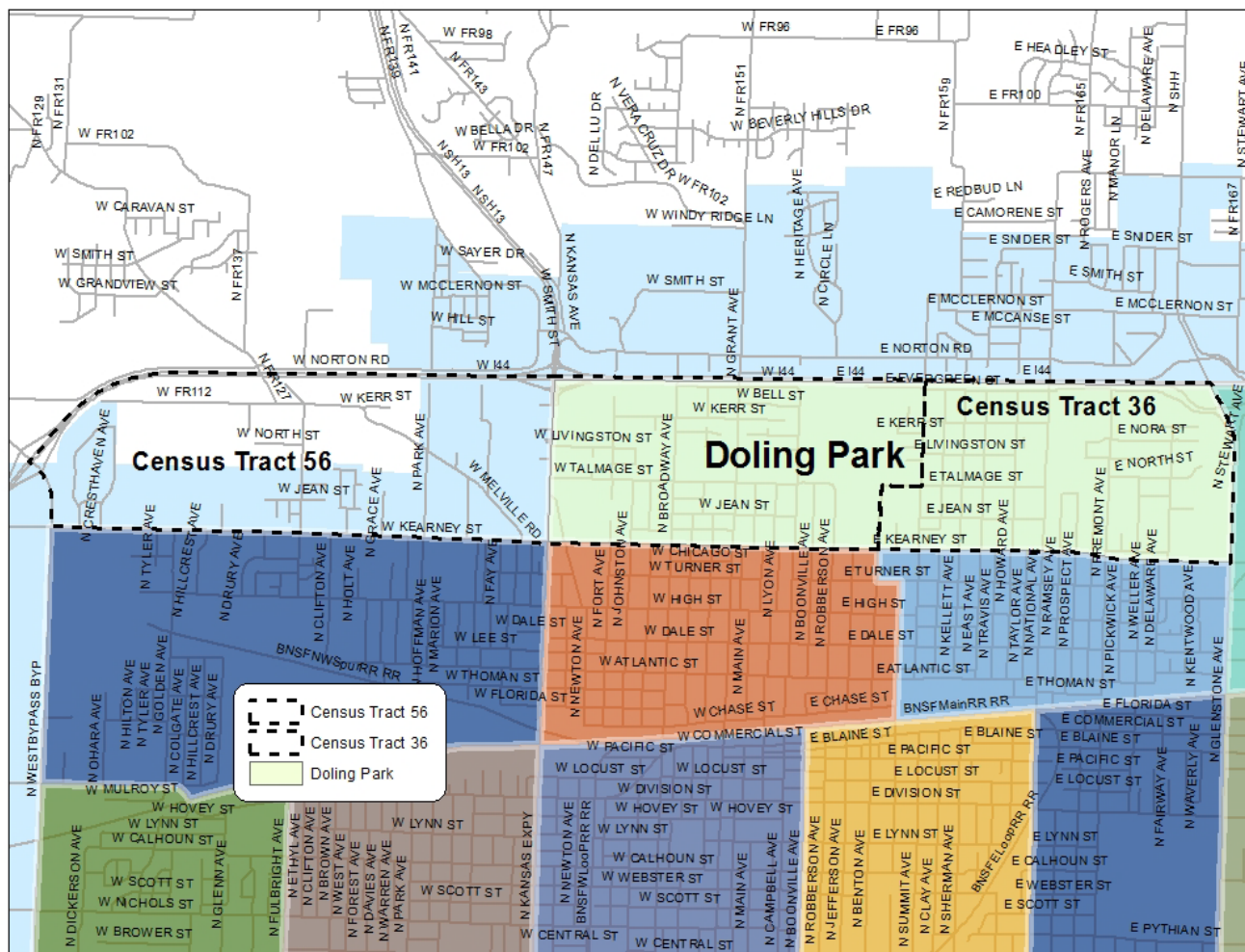


DOLING PARK

Historical Doling: Past, Present, Future • <https://www.facebook.com/DolingNeighborhoodAssociation>



POPULATION

TOTAL POPULATION 6,653

PERCENT MALES 47%

PERCENT FEMALES 53%

MEDIAN AGE 33.7

HOUSING

TOTAL HOUSING UNITS 2,934

VACANT HOUSING UNITS 4%

MEDIAN HOME VALUE \$80,250

MEDIAN RENT \$646

OWNER 51%

RENTER 49%

RACE

WHITE 88%

BLACK 2%

HISPANIC 10%


NEIGHBORHOOD DEMOGRAPHIC SNAPSHOT

DOLING PARK

Historical Doling: Past, Present, Future • <https://www.facebook.com/DolingNeighborhoodAssociation>

HOUSEHOLD

MEDIAN INCOME \$28,227

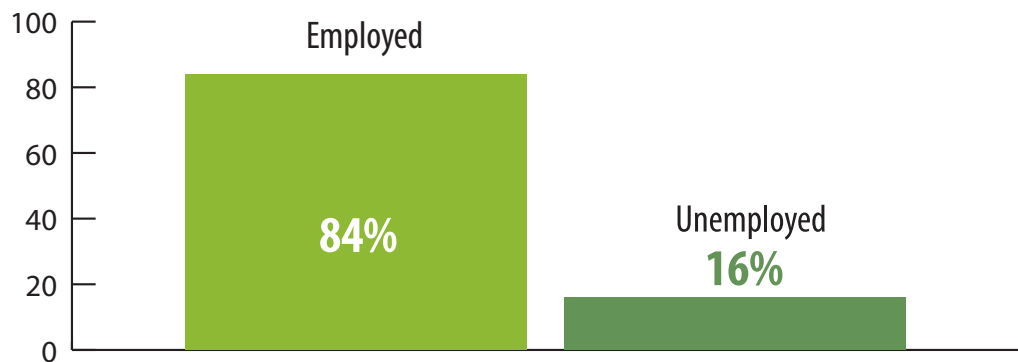


EMPLOYMENT

TOTAL LABOR FORCE 3,540

EMPLOYED 84%

UNEMPLOYED 16%



EDUCATION

HIGH SCHOOL GRADUATE OR HIGHER 85.2%

COLLEGE GRADUATE OR HIGHER 14.6%



High school graduate or higher



Bachelors degree or higher

POVERTY

FAMILIES BELOW POVERTY LEVEL 34.3%

INDIVIDUALS BELOW POVERTY LEVEL 28.7%

