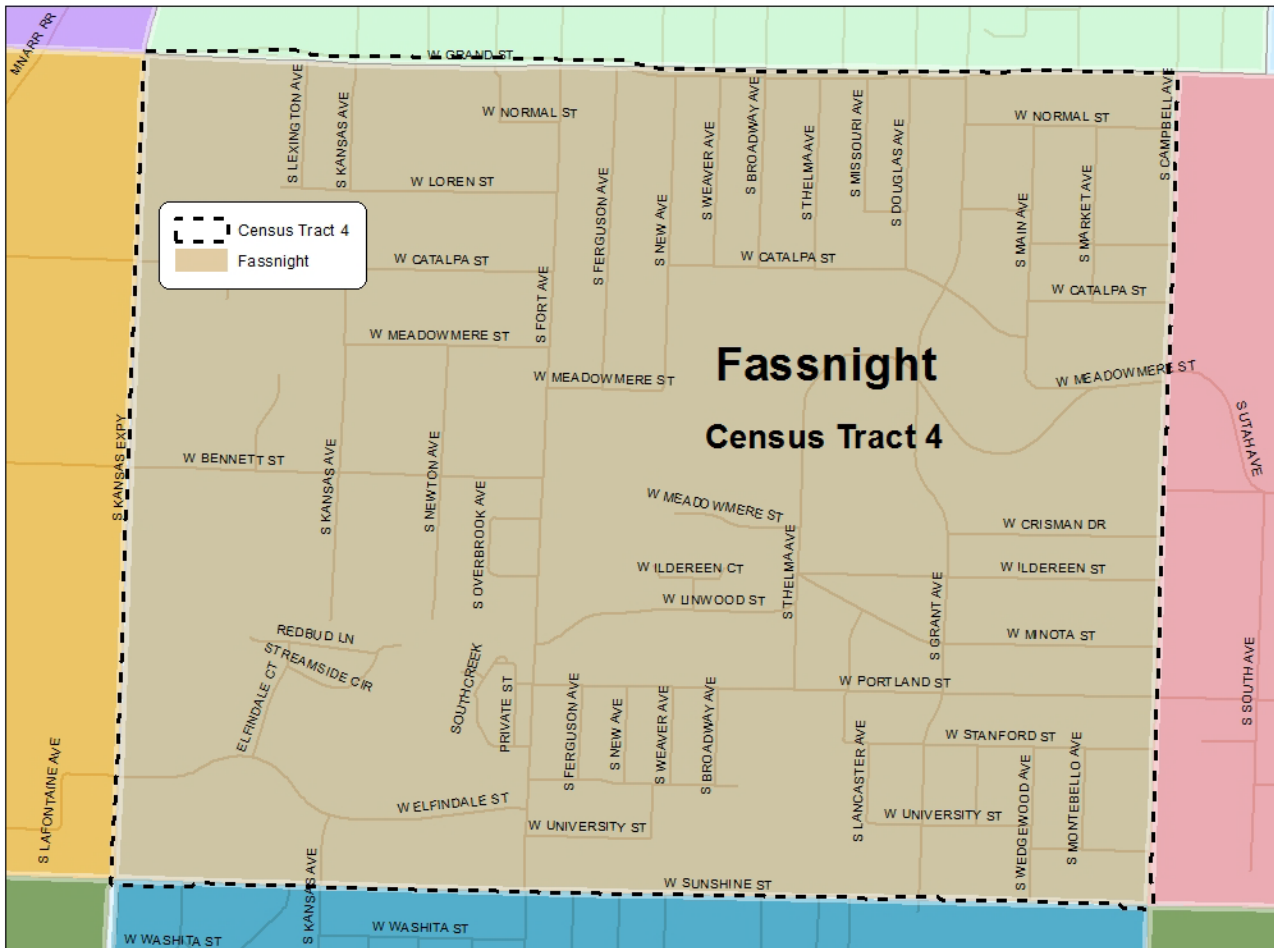


# FASSNIGHT

## History, Tradition and Family



## POPULATION

TOTAL POPULATION 4,028

PERCENT  
MALES 48.8%

PERCENT FEMALES 51.2%

MEDIAN AGE 29.8

## HOUSING

TOTAL HOUSING UNITS 2,206

VACANT HOUSING UNITS 14.8%

MEDIAN HOME VALUE \$82,900

MEDIAN RENT \$696

OWNER 34.7%

RENTER 65.3%

## RACE

WHITE 80.5%

BLACK 8.3%


ASIAN 6%

HISPANIC 2%

## History, Tradition and Family

### INCOME

MEDIAN INCOME \$27,067

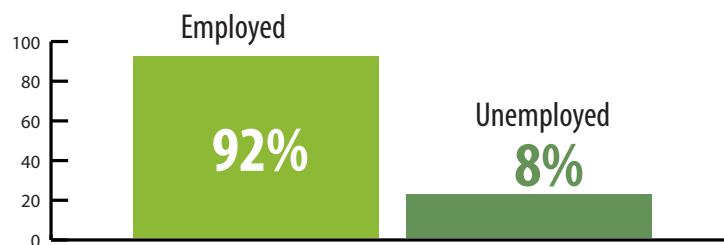


### EMPLOYMENT

TOTAL LABOR FORCE 2,185

EMPLOYED 92%

UNEMPLOYED 8%



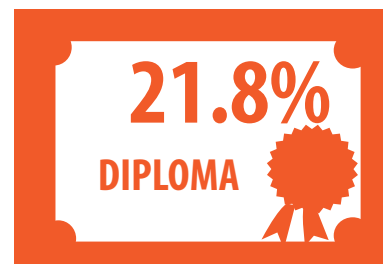
### EDUCATION

HIGH SCHOOL GRADUATE OR HIGHER 91.3%

COLLEGE GRADUATE OR HIGHER 21.8%



High school graduate or higher



Bachelors degree or higher

### POVERTY

INDIVIDUALS BELOW POVERTY LEVEL 43.1%

FAMILIES BELOW POVERTY LEVEL 40.4%

