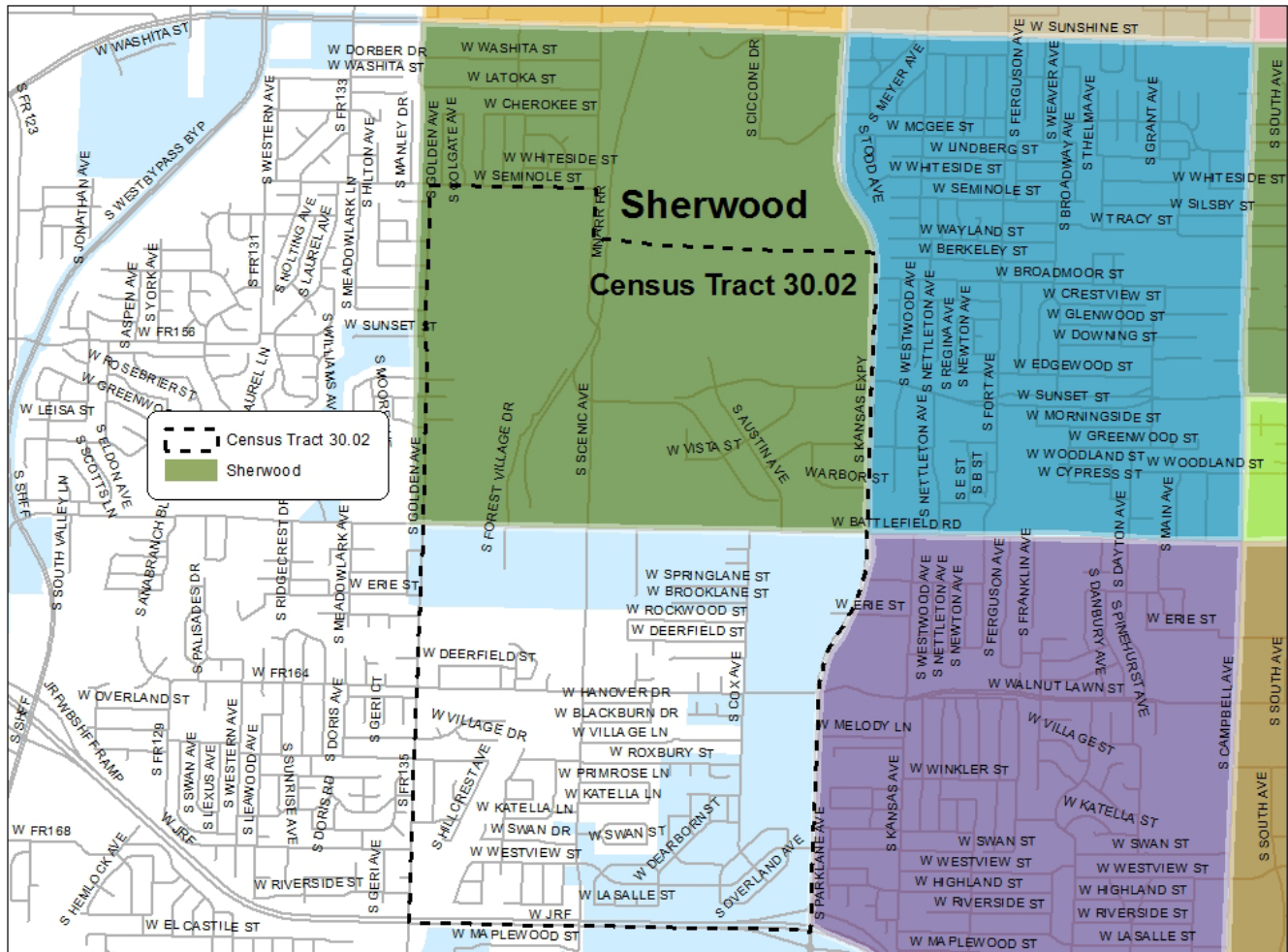


# SHERWOOD



## POPULATION

TOTAL POPULATION 5,086

PERCENT MALES 49.7%

PERCENT FEMALES 50.3%

MEDIAN AGE 28.2

## HOUSING

TOTAL HOUSING UNITS 2,515

VACANT HOUSING UNITS 8.4%

**MEDIAN  
HOME VALUE** \$125,700

**MEDIAN RENT** **\$735**

OWNER 34.6%

RENTER 65.4%

## RACE

WHITE 80.8%

BLACK	7.6%
-------	------

ASIAN 0.6%

HISPANIC 4.4%

# NEIGHBORHOOD DEMOGRAPHIC SNAPSHOT

## SHERWOOD

### HOUSEHOLD

MEDIAN INCOME \$30,577

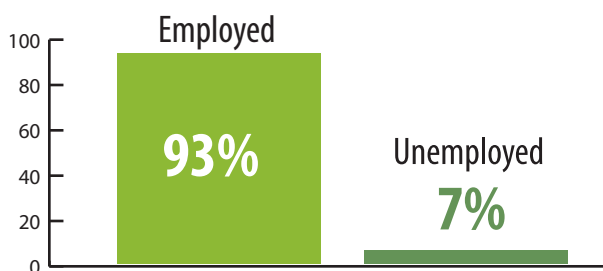


### EMPLOYMENT

TOTAL LABOR FORCE 2,895

EMPLOYED 93%

UNEMPLOYED 7%




### EDUCATION

HIGH SCHOOL GRADUATE OR HIGHER 89.7%

COLLEGE GRADUATE OR HIGHER 24.9%



High school graduate or higher



Bachelors degree or higher

### POVERTY

FAMILIES BELOW POVERTY LEVEL 30.1%

INDIVIDUALS BELOW POVERTY LEVEL 26.2%

