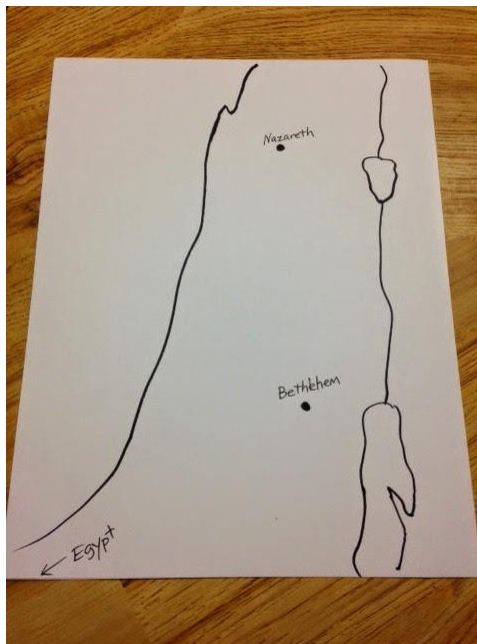


## Flight To Egypt

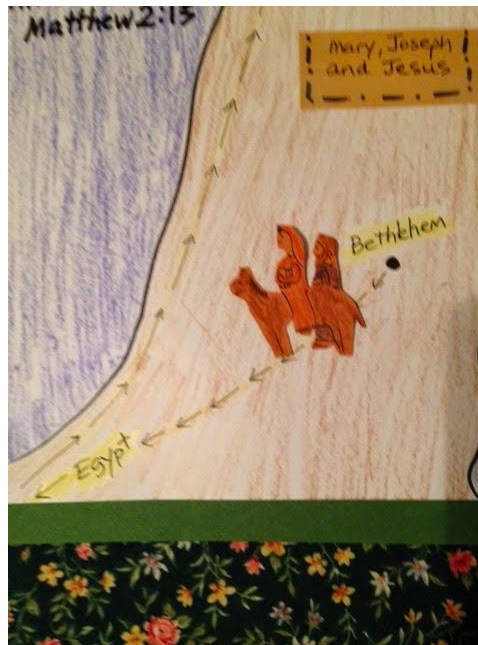
Materials needed: 9" x 12" green construction paper, 8.5" x 11" white bond paper, tan and brown scrap, glue, tape, scissors, crayons, markers.

1. On a white piece of paper, make a long squiggly line from the top middle of the paper down to the left bottom of the white paper. This is the coast of the Mediterranean Sea.
2. In the bottom right of the white paper, draw a long oval with a tail in the middle. This is the Dead Sea.
3. About 4" above the Dead Sea, draw a lopsided circle. This is the Sea of Galilee.
4. Connect the Sea of Galilee to the Dead Sea. This is the Jordan River.
5. Draw a line from the top of the sea of Galilee straight to the top of the white paper.
6. Draw a black dot 1" to the left of the top of the Dead Sea. This is Bethlehem.
7. Draw a black dot 2" to the left of the top of the Sea of Galilee. This is Nazareth.
8. Label Bethlehem (the lower dot) and Nazareth (the higher dot).
9. In the bottom left corner of the white paper, write "Egypt".




10.

11. Draw an arrow going from the word "Egypt" and pointing to somewhere off the paper.
12. Connect arrows going downward from Bethlehem to Egypt.



13.

14. Connect arrows going upward from Egypt to Nazareth.
15. In the top left-hand corner of the white paper, write "...flee into Egypt and stay there until I bring you word, for Herod will seek the young child to destroy him." and "Matthew 2:13."
16. Color the words "Nazareth", "Bethlehem," and "Egypt" yellow.
17. Color all bodies of water blue and color the land brown.
18. On the tan paper, draw a small Mary, Joseph, Jesus, and donkey.
19. Tape only THREE sides to the middle of the land. This is a pocket to carry Mary, Joseph, and Jesus when not in use.
20. On darker brown paper, draw a small Mary, Joseph, Jesus, and donkey.
21. Color and then cut out Mary, Joseph, Jesus, and donkey.
22. Practice taking Mary, Joseph, Jesus, and donkey from Bethlehem to Egypt, then from Egypt to Nazareth.



23.

24. Place Mary, Joseph, Jesus, and donkey back in the pocket when done.