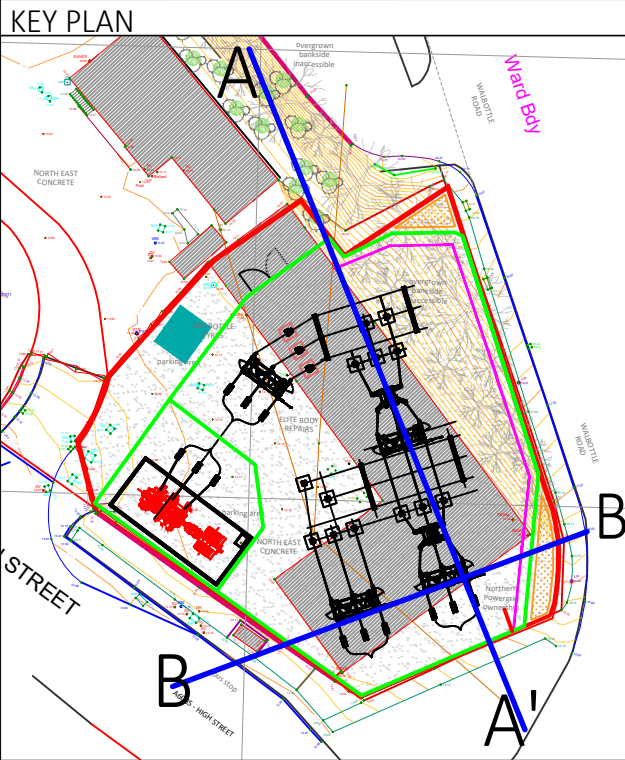
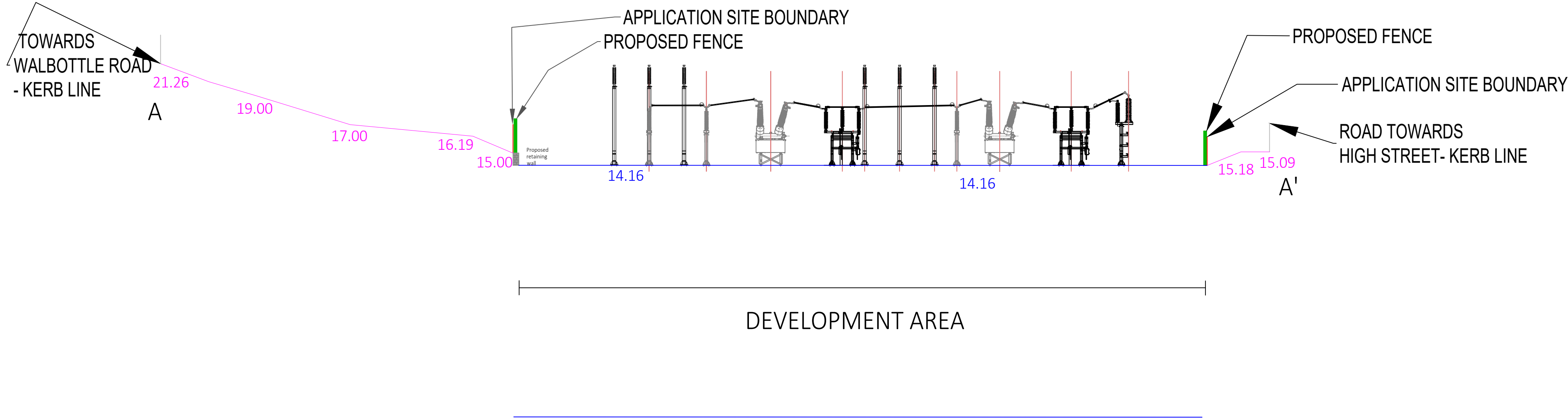


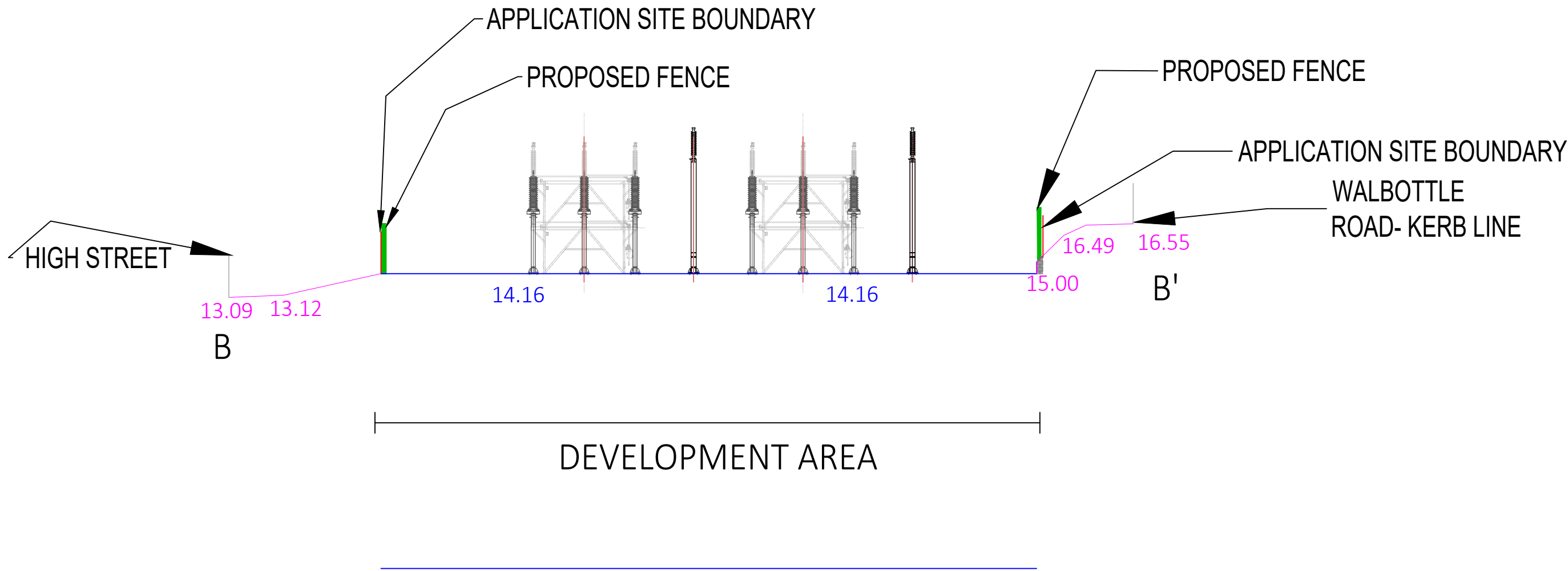
SECTION A-A'



NOTES  
Any equipment shown is indicative of dimensions and general appearance and may be subject to minor amendments by the manufacturer or supplier

- LEGEND
- PROPOSED GROUND LEVELS
  - ON SITE SUBSTATION
  - PROPOSED RETAINING WALL
  - EXISTING GROUND LEVELS

SECTION B-B'



REVISIONS

REV	REVISION NOTES/COMMENTS	DRAWN BY	DATE	CHECKED BY	DATE	APPROVED BY	DATE

INITIAL VERSION							
PO2	SS	22/01/25	xx	xx	xx	xx	xx
INITIAL VERSION							
PO1	CL	14/02/24	xx	xx	xx	xx	xx
REVISION NOTES/COMMENTS							
REV	DRAWN BY	DATE	CHECKED BY	DATE	APPROVED BY	DATE	DATE
EVEN TEXT NOT BUILT ACCORDING TO AREA FROM (DO NOT REMOVE)							
<div>fig power</div> <div>firm, flexible energy</div>							
CLIENT FIG POWER							
PROJECT NEWBURN BATTERY ENERGY STORAGE PROJECT							
TITLE PROPOSED SITE SECTIONS-SUBSTATION							
FIG PROJECT NO. 29911		SCALE @ A1 1:150			PAGE NO. X:XXX		
STATUS DESCRIPTION FOR INFORMATION							STATUS S2
DRAWING NO. (PROJECT CODE-ORIGINATOR-ZONE-LEVEL-TYPE-ROLE-NUMBER) 29911-FIG-DR-0012.4							REVISION PO2