

>> E-Series << Nobel Biocare NobelReplace Tapered

Titanium base					
1st Generation					
Titanium Grade Five CF					
incl. abutment screw	Implant Connexion	NP 3.5	RP 4.3	WP 5.0	D 6.0
Recommended torque Thirty Five NC	Chimney height	4.0mm	4.0mm	4.0mm	4.0mm
	Gingiva height	0.4mm	0.4mm	0.4mm	0.4mm
	Article No.	E 800	E 810	E 820	E 830
	Abutment screw	E 60	E 61	E 62	E 63
	Lab Screw	E 60 L	E 61 L	E 62 L	E 63 L

Titanium base					
2nd Generation					
Titanium Grade Five CF					
incl. abutment screw	Implant Connexion	NP 3.5	RP 4.3	WP 5.0	D 6.0
Recommended torque Thirty Five NC	Chimney height	3.5mm	3.5mm	3.5mm	3.5mm
	Gingiva height	0.3mm	0.3mm	0.3mm	0.3mm
	Article No.	E 1000	E 1010	E 1020	E 1030
	Abutment screw	E 60	E 61	E 62	E 63
	Lab Screw	E 60 L	E 61 L	E 62 L	E 63 L

>> E-Series << Nobel Biocare NobelReplace Tapered

Titanium base					
3rd Generation					
Titanium Grade Five CF					
incl. abutment screw	Implant Connexion	NP 3.5	RP 4.3	WP 5.0	D 6.0
Recommended torque Thirty Five NC	Chimney height	5.5mm	5.5mm	5.5mm	5.5mm
	Gingiva height	0.3mm	0.3mm	0.3mm	0.3mm
	Article No.	E 1100	E 1110	E 1120	E 1130
	Abutment screw	E 60	E 61	E 62	E 63
	Lab Screw	E 60 L	E 61 L	E 62 L	E 63 L

>> EV-Series << DENTSPLY Implants ASTRA TECH OsseoSpeed EV

Titanium base						
2ND Generation						
Titanium Grade Five CF						
incl. abutment screw	Implant Connexion	D 3.6	D 3.6	D 4.2	D 4.2	D 4.8
Recommended torque Thirty Five NC	Chimney height	3.5mm	3.5mm	3.5mm	3.5mm	3.5mm
	Gingiva height	0.65mm	1.15mm	0.65mm	1.15mm	0.65mm
	Article No.	EV 1010	EV 1210	EV 1020	EV 1220	EV 1030
	Abutment screw	EV 61	EV 61	EV 62	EV 62	EV 63
	Lab Screw	EV 61 L	EV 61 L	EV 62 L	EV 62 L	EV 63 L

Titanium base				
2ND Generation				
Titanium Grade Five CF				
incl. abutment screw	Implant Connexion	D 4.8	D 5.4	D 5.4
Recommended torque Thirty Five NC	Chimney height	3.5mm	3.5mm	3.5mm
	Gingiva height	1.15mm	0.65mm	1.15mm
	Article No.	EV 1230	EV 1040	EV 1240
	Abutment screw	EV 63	EV 63	EV 63
	Lab Screw	EV 63 L	EV 63 L	EV 63 L

>> EV-Series << DENTSPLY Implants ASTRA TECH OsseoSpeed EV

Titanium base						
2ND Generation						
Titanium Grade Five CF						
incl. abutment screw	Implant Connexion	D 3.6	D 3.6	D 4.2	D 4.2	D 4.8
Recommended torque Thirty Five NC	Chimney height	5.5mm	5.5mm	5.5mm	5.5mm	5.5mm
	Gingiva height	0.65mm	1.15mm	0.65mm	1.15mm	0.65mm
	Article No.	EV 1110	EV 1310	EV 1120	EV 1320	EV 1130
	Abutment screw	EV 61	EV 61	EV 62	EV 62	EV 63
	Lab Screw	EV 61 L	EV 61 L	EV 62 L	EV 62 L	EV 63 L

» F-Series «

Nobel Biocare
NobelActive - NobelReplace Conical

Titanium base			
1st Generation			
Titanium Grade Five CF			
incl. abutment screw			
Recommended torque Thirty Five NC			
Implant Connexion	NP 3.5	RP 4.3/5.0	
Chimney height	4.0mm	4.0mm	
Gingiva height	0.8mm	0.8mm	
Article No.	F 800	F 810	
Abutment screw	F 60	F 61	
Lab Screw	F 60 L	F 61 L	

Titanium base				
2nd Generation				
Titanium Grade Five CF				
incl. abutment screw				
Recommended torque Thirty Five NC				
Implant Connexion	NP 3.5	NP 3.5	RP4.3/5.0	RP4.3/5.0
Chimney height	3.5mm	3.5mm	3.5mm	3.5mm
Gingiva height	.65mm	1.15mm	.65mm	1.15mm
Article No.	F 1000	F 1200	F 1010	F 1210
Abutment screw	E 60	E 60	E 61	E 61
Lab Screw	E 60 L	E 60 L	E 61 L	E 61 L

» H-Series «

BIOMET 3i
Certain

Titanium base			
2nd Generation			
Titanium Grade Five CF			
incl. abutment screw			
Recommended torque Thirty Five NC			
Implant Connexion	D 3.4	D 4.1	D 5.0
Chimney height	3.5mm	5.5mm	5.5mm
Gingiva height	0.3mm	0.3mm	0.3mm
Article No.	H 1000	H 1010	H 1020
Abutment screw	H 60	H 60	H 60
Lab Screw	H 60 L	H 60 L	H 60 L

Titanium base			
2nd Generation			
Titanium Grade Five CF			
incl. abutment screw			
Recommended torque Thirty Five NC			
Implant Connexion	D 3.4	D 4.1	D 5.0
Chimney height	5.5mm	5.5mm	5.5mm
Gingiva height	0.3mm	0.3mm	0.3mm
Article No.	H 1100	H 1110	H 1120
Abutment screw	H 60	H 60	H 60
Lab Screw	H 60 L	H 60 L	H 60 L

» F-Series «

Nobel Biocare
NobelActive - NobelReplace Conical

Titanium base				
2nd Generation				
Titanium Grade Five CF				
incl. abutment screw				
Recommended torque Thirty Five NC				
Implant Connexion	NP 3.5	NP 3.5	RP4.3/5.0	RP4.3/5.0
Chimney height	5.5mm	5.5mm	5.5mm	5.5mm
Gingiva height	.65mm	1.15mm	.65mm	1.15mm
Article No.	F 1100	F 1300	F 1110	F 1310
Abutment screw	E 60	E 60	E 61	E 61
Lab Screw	E 60 L	E 60 L	E 61 L	E 61 L

» I-Series « BIOMET 3i External Hex

Tantium base				
1st Generation				
Titanium Grade Five CF				
Incl. abutment screw				
Recommended torque Thirty Five NC				
Implant Connexion	D 3.4	D 4.1	D 5.0	
Chimney height	4.0mm	4.0mm	4.0mm	
Gingiva height	0.6mm	0.5mm	0.6mm	
Article No.	I 800	I 810	I 820	
Abutment screw	I 61	I 61	I 61	
Lab Screw	I 61 L	I 61 L	I 61 L	




Tantium base				
2nd Generation				
Titanium Grade Five CF				
Incl. abutment screw				
Recommended torque Thirty Five NC				
Implant Connexion	D 3.4	D 4.1	D 5.0	
Chimney height	3.5mm	3.5mm	3.5mm	
Gingiva height	0.6mm	0.6mm	0.6mm	
Article No.	I 1000	I 1010	I 1020	
Abutment screw	I 61	I 61	I 61	
Lab Screw	I 61 L	I 61 L	I 61 L	

» K-Series « Nobel Biocare Brånemark

Tantium base				
1st Generation				
Titanium Grade Five CF				
Incl. abutment screw				
Recommended torque Thirty Five NC				
Implant Connexion	NP 3.5	RP 4.1	WP 5.1	
Chimney height	4.0mm	4.0mm	4.0mm	
Gingiva height	0.6mm	0.5mm	0.6mm	
Article No.	K 800	K 810	K 820	
Abutment screw	K 60	I 61	K 62	
Lab Screw	K 60 L	I 61 L	K 62 L	

Tantium base				
2nd Generation				
Titanium Grade Five CF				
Incl. abutment screw				
Recommended torque Thirty Five NC				
Implant Connexion	NP 3.5	RP 4.1	WP 5.1	
Chimney height	3.5mm	3.5mm	3.5mm	
Gingiva height	0.6mm	0.6mm	0.6mm	
Article No.	K 1000	K 1010	K 1020	
Abutment screw	K 60	I 61	K 62	
Lab Screw	K 60 L	I 61 L	K 62 L	

» I-Series « BIOMET 3i External Hex

Tantium base				
2nd Generation				
Titanium Grade Five CF				
Incl. abutment screw				
Recommended torque Thirty Five NC				
Implant Connexion	D 3.4	D 4.1	D 5.0	
Chimney height	5.5mm	5.5mm	5.5mm	
Gingiva height	0.6mm	0.6mm	0.6mm	
Article No.	I 1100	I 1110	I 1120	
Abutment screw	I 61	I 61	I 61	
Lab Screw	I 61 L	I 61 L	I 61 L	

» K-Series « Nobel Biocare Brånemark

Tantium base				
2nd Generation				
Titanium Grade Five CF				
Incl. abutment screw				
Recommended torque Thirty Five NC				
Implant Connexion	NP 3.5	RP 4.1	WP 5.1	
Chimney height	5.5mm	5.5mm	5.5mm	
Gingiva height	0.6mm	0.6mm	0.6mm	
Article No.	K 1100	K 1110	K 1120	
Abutment screw	K 60	I 61	K 62	
Lab Screw	K 60 L	I 61 L	K 62 L	

» N-Series « Straumann Tissue Level

Titanium base			
1st Generation			
Titanium Grade Five CF			
incl. abutment screw			
Recommended torque Thirty Five NC			
Implant Connexion	RN 4.1	WN 6.5	
Chimney height	4.0mm	4.0mm	
Gingiva height	0.15mm	0.3mm	
Article No.	N 810	N 820	
Abutment screw	N 62	N 62	
Lab Screw	N 62 L	N 62 L	

Titanium base			
2nd Generation			
Titanium Grade Five CF			
incl. abutment screw			
Recommended torque Thirty Five NC			
Implant Connexion	NNC 3.5	RN 4.1	WN 6.5
Chimney height	3.5mm	3.5mm	3.5mm
Gingiva height	0.6mm	0.1mm	0.1mm
Article No.	N 1030	N 1010	N 1020
Abutment screw	N 65	N 62	N 62
Lab Screw	N 65 L	N 62 L	N 62 L

» R-Series « Zimmer Dental Tapered Screw-Vent

Titanium base			
1st Generation			
Titanium Grade Five CF			
incl. abutment screw			
Recommended torque Thirty Five NC			
Implant Connexion	D 3.5	D 4.5	D 5.7
Chimney height	4.0mm	4.0mm	4.0mm
Gingiva height	0.5mm	0.5mm	0.5mm
Article No.	R 800	R 810	R 820
Abutment screw	R 60	R 60	R 60
Lab Screw	R 60 L	R 60 L	R 60 L

Titanium base			
2nd Generation			
Titanium Grade Five CF			
incl. abutment screw			
Recommended torque Thirty Five NC			
Implant Connexion	D 3.5	D 4.5	D 5.7
Chimney height	3.5mm	3.5mm	3.5mm
Gingiva height	0.3mm	0.3mm	0.3mm
Article No.	R 1000	R 1010	R 1020
Abutment screw	R 60	R 60	R 60
Lab Screw	R 60 L	R 60 L	R 60 L

» N-Series « Straumann Tissue Level

Titanium base			
2nd Generation			
Titanium Grade Five CF			
incl. abutment screw			
Recommended torque Thirty Five NC			
Implant Connexion	NNC 3.5	RN 4.1	WN 6.5
Chimney height	5.5mm	5.5mm	5.5mm
Gingiva height	0.6mm	0.1mm	0.1mm
Article No.	N 1130	N 1110	N 1120
Abutment screw	N 65	N 62	N 62
Lab Screw	N 65 L	N 62 L	N 62 L

» R-Series « Zimmer Dental Tapered Screw-Vent

Titanium base			
2nd Generation			
Titanium Grade Five CF			
incl. abutment screw			
Recommended torque Thirty Five NC			
Implant Connexion	D 3.5	D 4.5	D 5.7
Chimney height	5.5mm	5.5mm	5.5mm
Gingiva height	0.3mm	0.3mm	0.3mm
Article No.	R 1100	R 1110	R 1120
Abutment screw	R 60	R 60	R 60
Lab Screw	R 60 L	R 60 L	R 60 L

S-Series

DENTSPLY Implants
ASTRA TECH OsseoSpeed TX

Titanium base				
1st Generation				
Titanium Grade Five CF				
incl. abutment screw				
Recommended torque Thirty Five NC	Implant Connexion	D 3.5/4.0	D 4.5/5.0	
	Chimney height	4.0mm	4.0mm	
	Gingiva height	0.8mm	0.85mm	
	Article No.	S 800	S 810	
	Abutment screw	S 60	R 60	
	Lab Screw	S 60 L	R 60 L	

Titanium base				
2nd Generation				
Titanium Grade Five CF				
incl. abutment screw	Implant Connexion	D 3.5	D 4.5	D 5.7
Recommended torque Thirty Five NC	Chimney height	3.5mm	3.5mm	3.5mm
	Gingiva height	0.3mm	0.3mm	0.3mm
	Article No.	R 1000	R 1010	R 1020
	Abutment screw	R 60	R 60	R 60
	Lab Screw	R 60 L	R 60 L	R 60 L

T-Series

DENTSPLY Implants
XIVE S

Titanium base				
1st Generation				
Titanium Grade Five CF				
incl. abutment screw				
Recommended torque Thirty Five NC	Implant Connexion	D 3.4	D 3.8	D 4.5
	Chimney height	4.0mm	4.0mm	4.0mm
	Gingiva height	0.3mm	0.3mm	0.6mm
	Article No.	T 800	T 805	T 810
	Abutment screw	T 60	T 60	T 60
	Lab Screw	T 60 L	T 60 L	T 60 L

Titanium base				
2nd Generation				
Titanium Grade Five CF				
incl. abutment screw	Implant Connexion	D 3.4	D 3.8	D 4.5
Recommended torque Thirty Five NC	Chimney height	3.5mm	3.5mm	3.5mm
	Gingiva height	0.3mm	0.3mm	0.6mm
	Article No.	T 1000	T 1005	T 1010
	Abutment screw	T 60	T 60	T 60
	Lab Screw	T 60 L	T 60 L	T 60 L

S-Series

DENTSPLY Implants
ASTRA TECH OsseoSpeed TX

Titanium base				
2nd Generation				
Titanium Grade Five CF				
incl. abutment screw				
Recommended torque Thirty Five NC	Implant Connexion	D 3.5	D 4.5	D 5.7
	Chimney height	5.5mm	5.5mm	5.5mm
	Gingiva height	0.3mm	0.3mm	0.3mm
	Article No.	R 1100	R 1110	R 1120
	Abutment screw	R 60	R 60	R 60
	Lab Screw	R 60 L	R 60 L	R 60 L

T-Series

DENTSPLY Implants
XIVE S

Titanium base				
2nd Generation				
Titanium Grade Five CF				
incl. abutment screw				
Recommended torque Thirty Five NC	Implant Connexion	D 3.4	D 3.8	D 4.5
	Chimney height	5.5mm	5.5mm	5.5mm
	Gingiva height	0.3mm	0.3mm	0.6mm
	Article No.	T 1100	T 1105	T 1110
	Abutment screw	T 60	T 60	T 60
	Lab Screw	T 60 L	T 60 L	T 60 L

» Y-Series «

DENTSPLY Implants
ANKYLOS

Titanium base

1st Generation

Titanium Grade Five CF

incl. abutment screw

*Recommended torque
Thirty Five NC*



Implant Connection	D 3.5/7	D 3.5/7
Chimney height	5.5mm	5.5mm
Gingiva height	0.65mm	1.15mm
Article No.	Y 1600	Y 1800
Abutment screw	Y 61	Y 61
Lab Screw	Y 61 L	Y 61 L