



*Fit the prosthesis directly on the Multi-Unit Abutments with the Neodent DirectFit Screw, designed to provide accuracy and reliability — the precision essential for digital workflows.*



## Neodent® DirectFit™ Screw

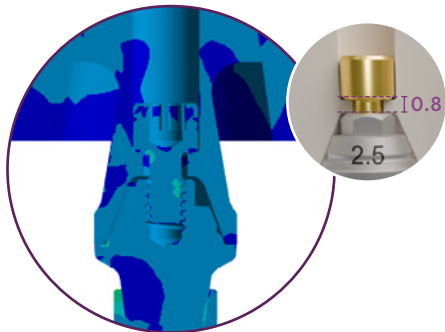
Fit & Finish with Digital Precision

**NEODENT**  
A Straumann Group Brand

# Neodent® DirectFit™ Screw


## REASONS WHY

### DELIVER ACCURACY & RELIABILITY



The 0.8 mm neck geometry is designed to support the prosthesis with consistent mechanical integrity over time.

### FAST-TRACK DIGITAL RESTORATIONS WITH WORKFLOW EFFICIENCY



Precise workflow from planning to milling available (Pictured: exocad software)

Simplifies the workflow, reducing procedural complexity for both clinic and laboratory.

**SCAN TO VISIT THE SOFTWARE  
DOWNLOAD CENTER**

[straumann.us/connectivity](http://straumann.us/connectivity)



## IMPACT FOR CLINICIANS & PATIENTS



**SCALE YOUR  
PRACTICE**



**FAST-TRACK DIGITAL  
RESTORATIONS WITH IMPROVED  
WORKFLOW EFFICIENCY**

## SCALE YOUR BUSINESS WITHOUT THE COMPLEXITY OF TRADITIONAL METHODS



- Remove the risk of coping debonding.
- Explore different raw materials^ combined with a wide range of Neodent implant lines.
- Reduce turnaround time when compared to existing workflows with titanium copings linked to the full arch restoration.

## FIXED FULL ARCH RESTORATION MATERIALS



PMMA TEMPORARY^



ZIRCONIA FINAL^

The Neodent DirectFit Screw open virtual libraries are available for use during the design of the prosthesis (Requires a Validated DME File) to virtually customize it around the DirectFit Screw to ensure detailed design from planning to milling for various clinical situations.

^Zirconia  
NICE Zirconia HT  
NICE Zirconia LT  
NICE Zirconia XT\*\*\*\*  
Prettau\*\*\*  
PMMA

NICE PMMA\*

\*The NICE® PMMA material is only recommended for temporary/provisional prosthetic restorations.

\*\*The NICE® PMMA material should not be used in conjunction with the direct screw on 45°, 52° and 60° mini conical abutments.

\*\*\*The Prettau® material should not be used in conjunction with the direct screw on NGM micro conical abutments.

\*\*\*\*Zirconia XT restorations are indicated for inlays, onlays, veneers, crowns and bridges up to 3 units.



REDUCE STEPS COMPARED TO CONVENTIONAL TREATMENT



## Neodent® DirectFit™ Screw

# BENEFITS & TECH SPECS

### **EVEN FORCE DISTRIBUTION**

The flat seating surface is designed to absorb forces evenly, to support full arch load capacity and durability of the restoration.

### **STABILITY & RELIABILITY**

A flat seating surface with a beveled transition creates a controlled contact interface that reduces sensitivity to manufacturing tolerances across different milling systems.

### **EXTENDED SHAFT DESIGN**

Double the length of a standard 0.4 mm screw designed to support control and seating for both provisional and final restoration. This also promotes access through long or angled channels.

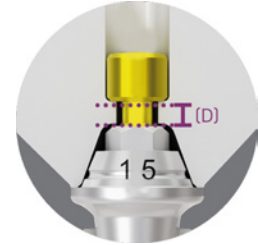
### **SELF-CENTERING DESIGN**

The screw design promotes a self-centering effect, further helping to align the screw towards the Multi Unit Abutments' axis.

## PROSTHETIC GUIDANCE

(A) The minimum wall thickness is 0.4 mm when working with Zirconia<sup>^</sup> and 1.0 mm when working with PMMA<sup>^</sup>

(D) The seating of the screw head is of 0.8 mm



## HANDLING



- Capture using the NeoScrewdriver or torque wrench connections.
- During installation make sure to align the DirectFit screw to the abutment insertion axis making sure it is verifiably seated on the milled restoration.
- The screw has an installation torque of 20 N.cm

# Neodent® DirectFit™ Screw IMPLANT SYSTEM & SOFTWARE COMPATIBILITY



Fit and Finish with digital precision: The Neodent DirectFit screw is used with the Neodent mini conical abutments (GM, Helix Long, Neodent Zygoma GM implants and Helix Short implant systems) and micro-conical abutments (GM Narrow and GM implant systems) for screw-retained multi-unit restorations for bridges or full arch

## SOFTWARE COMPATIBILITY:

- exocad®
- 3Shape®
- CARES® Visual

## MINI CONICAL



Helix® Short



GM Helix®, Helix® GM Long,  
Zygoma GM, GM Zygoma-S

## GM Straight Mini Conical Abutment



Straight

0.8 / 1.5 / 2.5 /  
3.5 / 4.5 / 5.5 mm

## GM Angled Mini Conical Abutments



17°

1.5 / 2.5 /  
3.5 mm



30°

1.5 / 2.5 /  
3.5 mm



45°\*\*

1.5 / 2.5 mm



45° Slim\*\*

1.5 / 2.5 mm



52°\*\*\*

1.5 / 2.5 mm



60°\*\*\*

1.5 / 2.5 mm

\*\*The 45°/45° Slim Mini Conical Abutment are indicated for use only with Pterygoid implants (GM Helix Ø3.75/ Ø4.0 x 18mm and GM Helix LG), Zygoma GM and GM Zygoma-S.  
\*\*\*The 52° Mini Conical Abutment and 60° Mini Conical Abutment are indicated for use only with Zygoma GM and Zygoma-S.




### FLEXIBLE AND OPEN

Digital-only, coping-less workflow requiring intraoral scan-body data capture.



### WORKFLOW EFFICIENCY

When working with Neodent DirectFit Screw, coping, cement, bar, and even model (in some cases) are not necessary.



### TECHNOLOGY ADVANCEMENTS

CAD/CAM connectivity for precision and customization using a validated DME File.

## MICRO CONICAL

3.5 mm



GM Narrow



GM® Helix®

## TOOLS, ETC



Neo Manual Screwdriver



Hexagonal Prosthetic Driver



Neo Screwdriver Torque Connection



Torque Wrench



Manual Screwdriver Torque

# Neodent® DirectFit™ Screw Digital Workflow

## THE NEODENT IN LAB VALIDATED WORKFLOW



### THE NEODENT DIRECTFIT VIRTUAL LIBRARY

The DirectFit Screw's prosthetic seating interface is available for use during the design of the prosthesis **(Requires a Validated DME File)** to virtually customize it around the prosthetic screw stop. This way, it is possible to design and mill strong prostheses.



Implant Surgery  
& Scan with  
intraoral

Merge Data  
Requires Validated DME File  
Design Temporary  
Restoration

Milled Temporary  
Restoration

For the complete details of the Neodent In Lab Validated Workflow please refer to the instructions for use at [ifu.neodent.com.br](http://ifu.neodent.com.br).



### ROLAND DGA MILL DWX-52DCi

Power on the unit, let it go and mill a full range of quality restorations with support through automation.



### ZIRKONZAHN M1 WET HEAVY METAL

CAD/CAM milling system for presintered zirconium dioxide, presintered alumina, resin and wax.



### NICE ZIRCONIA

Straumann® takes Zirconia to the next level of innovation with a unique portfolio designed to provide a range of treatment options.



### Rescan Healed Phase

Requires Validated DME File



### Design Final Restoration (exocad®, 3Shape®, or CARES® Visual)



### Mill and Finish Final Restoration

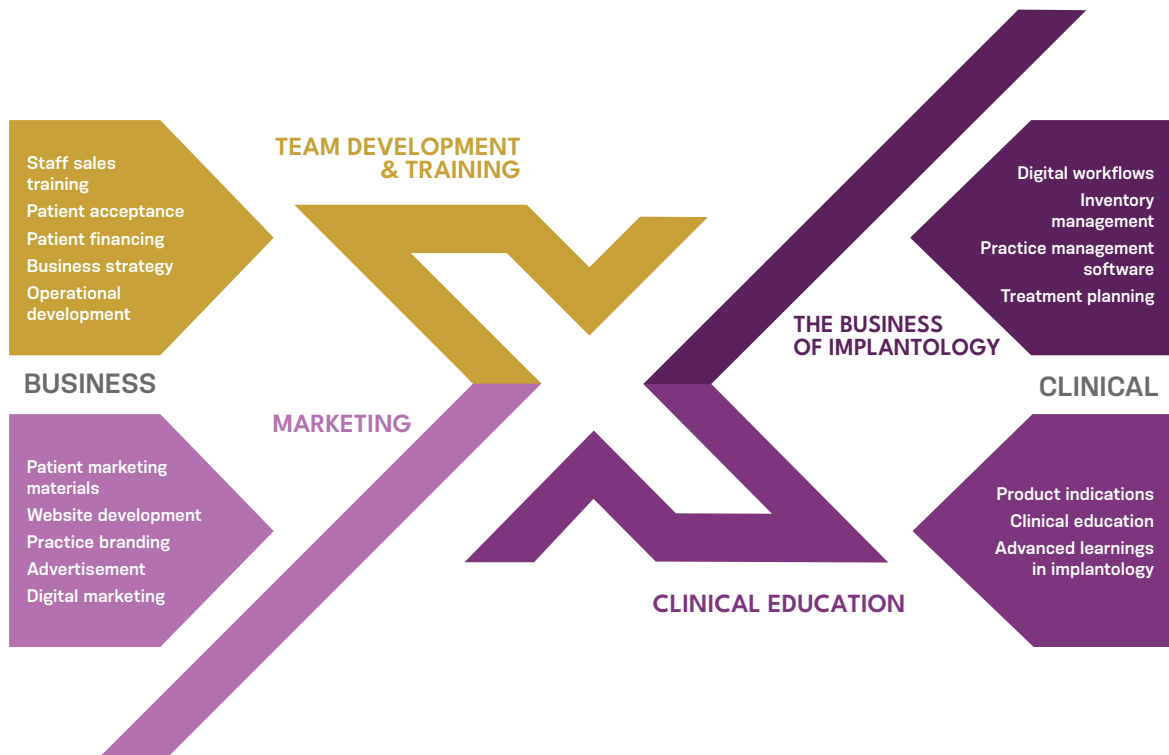
# Neodent® DirectFit™ Screw

## PRACTICE GROWTH & EDUCATION



### DISCOVER THE 4 DIMENSIONS

Grow your full arch business with Neodent®: Where innovation, expertise, collaboration, and empowerment converge to drive practice growth. Building on best practices learned from top clinics and guided by a pragmatic curriculum, we offer comprehensive support and cutting-edge education.



90% of the approximately 23 million edentulous geriatric Americans have dentures\* and thus aren't receiving implant-supported full arch solutions.

\*Source: American College of Prosthodontists <https://www.gotoapro.org/facts-figures/>



### **DIGITAL WORKFLOW**

Learn how to integrate and scale full arch procedures with state-of-the-art digital technologies, aiming to support precision and reliability from start to finish.

### **FINISHING PMMA/ZIRCONIA**

Learn digital design, digital immediate loading, esthetic finishing for printed and milled materials, CAM methodologies, pros and cons of various materials, and troubleshooting cases.

### **DOWNLOAD THE NATIONAL EDUCATION CATALOG**

Real-world clinical education in implant dentistry powered by the latest in digital technology.





Straumann North American Headquarters  
Straumann USA, LLC  
60 Minuteman Road  
Andover, MA 01810  
Phone 800/448 8168 (US) • 800/363 4024 (CA)  
Fax 978/747 2490  
[www.straumann.us](http://www.straumann.us) • [www.straumann.ca](http://www.straumann.ca)

USLIT.2238 2/26 V1 PMR

© Neodent® 2026. All rights reserved.  
Neodent® and/or other trademarks and logos from Neodent® that are mentioned herein are the trademarks or registered trademarks of Straumann Holding AG and/or its affiliates. All rights reserved.

Note: For recognized legal manufacturer, refer to the product label.

[ifu.neodent.com.br](http://ifu.neodent.com.br) | [ifu.straumann.com](http://ifu.straumann.com)  
[ifu.allied-star.com](http://ifu.allied-star.com) | [ifu.dentalwings.com](http://ifu.dentalwings.com)  
[www.neodent.us](http://www.neodent.us) • [www.neodent.ca](http://www.neodent.ca)

