

EXPLORE NEW LEVELS

**NEODENT[®] HELIX SHORT
WORKING PROTOCOL**



**HS
Connection**



**ACQUA
Surface**

Surgical working protocol

IMPLANT

| | Ø3.75 | Ø4.0 | Ø5.0 | Ø6.0 | Ø7.0 |
|--------|----------|----------|----------|----------|----------|
| 4 mm | 140.1082 | 140.1066 | 140.1070 | 140.1074 | 140.1078 |
| 5.5 mm | 140.1083 | 140.1067 | 140.1071 | 140.1075 | 140.1079 |
| 7 mm | 140.1084 | 140.1068 | 140.1072 | 140.1076 | 140.1080 |
| 8.5 mm | 140.1085 | 140.1069 | 140.1073 | 140.1077 | 140.1081 |

KIT



Helix Short Surgical Kit

- 110.318 Pre-mounted
- 110.317 Empty Cassete

DRILLING SEQUENCE

| Implant diameter | Bone types | Twist Ø2.0 | Cylindrical Ø2.7 | Conical Ø3.75 | Conical Ø3.75+ | Conical Ø4.0 | Conical Ø4.0+ | Conical Ø5.0 | Conical Ø5.0+ | Conical Ø6.0 | Conical Ø6.0+ | Conical Ø7.0 | Conical Ø7.0+ | Bone Profile |
|------------------|------------|------------|------------------|---------------|----------------|--------------|---------------|--------------|---------------|--------------|---------------|--------------|---------------|--------------|
| | | 103.621 | 103.597 | 103.607 | 103.608 | 103.598 | 103.599 | 103.600 | 103.601 | 103.602 | 103.603 | 103.604 | 103.605 | 103.606 |
| 3.75 | I/II | * | ✓ | ✓ | ✓ | | | | | | | | | * |
| | III/IV | * | ✓ | ✓ | | | | | | | | | | |
| 4.0 | I/II | * | ✓ | * | | ✓ | ✓ | | | | | | | * |
| | III/IV | * | ✓ | * | | ✓ | | | | | | | | |
| 5.0 | I/II | * | ✓ | * | | ✓ | | ✓ | ✓ | | | | | * |
| | III/IV | * | ✓ | * | | ✓ | | ✓ | | | | | | |
| 6.0 | I/II | * | ✓ | * | | ✓ | | ✓ | | ✓ | ✓ | | | |
| | III/IV | * | ✓ | * | | ✓ | | ✓ | | ✓ | | | | |
| 7.0 | I/II | * | ✓ | * | | ✓ | | ✓ | | ✓ | | ✓ | ✓ | |
| | III/IV | * | ✓ | * | | ✓ | | ✓ | | ✓ | | ✓ | | |

✓ Recommended sequence

* Optional

DRILL STOPS

| | | | | | | |
|--|---------|--|---------|---------------------|---------|---------------------------|
| | 125.181 | 4.0 Drill Stop Ø2.0 / 2.7 / 3.75 / 4.0 | 125.185 | 4.0 Drill Stop Ø5.0 | 125.189 | 4.0 Drill Stop Ø6.0 / 7.0 |
| | 125.182 | 5.5 Drill Stop Ø2.0 / 2.7 / 3.75 / 4.0 | 125.186 | 5.5 Drill Stop Ø5.0 | 125.190 | 5.5 Drill Stop Ø6.0 / 7.0 |
| | 125.183 | 7.0 Drill Stop Ø2.0 / 2.7 / 3.75 / 4.0 | 125.187 | 7.0 Drill Stop Ø5.0 | 125.191 | 7.0 Drill Stop Ø6.0 / 7.0 |
| | 125.184 | 8.5 Drill Stop Ø2.0 / 2.7 / 3.75 / 4.0 | 125.188 | 8.5 Drill Stop Ø5.0 | 125.192 | 8.5 Drill Stop Ø6.0 / 7.0 |

X-RAY POSITIONER / DIRECTION INDICATOR



HS X-ray Positioner / Direction Indicator 2.7/3.75

128.039

DRIVERS & TORQUE WRENCH



HS Implant Driver-Contra-Angle

105.153



HS Implant Driver-Torque Wrench (short)

105.154



HS Implant Driver-Torque Wrench

105.155



Torque Wrench

104.050

COVER SCREW



HS Cover Screw

117.025



Neo Screw Driver Manual

- 104.058 Short
- 104.060 Medium
- 104.072 Long

HEALING ABUTMENTS



HS Healing Abutment 1.5 / 2.5

106.270



HS Healing Abutment 1.5 / 2.5 / 3.5 / 4.5 / 5.5

106.273



Neo Screw Driver Manual

- 104.058 Short
- 104.060 Medium
- 104.072 Long

















SURGICAL ACCESSORY



HS Height Measurer

128.038

Prosthetic working protocol

| | Screw/Cement Retained Solution Single-Unit Implant Level | Screw Retained Solution Multi-Unit Implant Level |
|-----------------------|---|--|
| ABUTMENT SELECTION | <p>HS Titanium Base for Crown Ø4.5</p>  <p>Transmucosal heights</p> <ul style="list-style-type: none"> 0.2 135.424 1.5 135.425 2.5 135.426 3.5 135.427 | <p>HS Titanium Base for Bridge Ø4.8</p>  <p>Transmucosal heights</p> <ul style="list-style-type: none"> 0.2 135.428 1.5 135.429 2.5 135.430 3.5 135.431 |
| IMPRESSION / SCANNING |  <p>HS Implant Scanbody 108.226</p>  <p>HS Implant Exact Impression Coping</p> <ul style="list-style-type: none"> 108.223 Closed Tray 108.224 Open Tray |  <p>HS Implant Scanbody 108.226</p>  <p>HS Implant Impression Coping</p> <ul style="list-style-type: none"> 108.225 Open Tray |
| MODEL PRODUCTION |  <p>HS Hybrid Repositionable Analog 101.108</p> |  <p>HS Hybrid Repositionable Analog 101.108</p> |
| MODEL SCANNING |  <p>HS Implant Scanbody 108.226</p> |  <p>HS Implant Scanbody 108.226</p> |
| PROVISIONAL | <p>HS Temporary Abutment for Crown</p>  <p>Perfil</p> <ul style="list-style-type: none"> 0.2 118.387 1.5 118.388 2.5 118.389 3.5 118.390 | <p>HS Temporary Abutment for Bridge</p>  <p>Perfil</p> <ul style="list-style-type: none"> 0.2 118.383 1.5 118.384 2.5 118.385 3.5 118.386 |
| FINAL RESTORATION | <p>Titanium Base Burn-out Coping</p>  <ul style="list-style-type: none"> 4.0 118.325 6.0 118.327 | <p>CAD/CAM</p>  |
| SCREWS |  <p>HS Screws</p> <ul style="list-style-type: none"> 116.296 Neo 116.297 Working |  <p>HS Screws</p> <ul style="list-style-type: none"> 116.296 Neo 116.297 Working |
| DRIVERS | <p>Neo Screwdriver Torque Connection</p> <ul style="list-style-type: none"> 105.133 Short 105.132 Medium 105.134 Long <p>Neo Screwdriver Torque Connection – Contra-angle</p> <ul style="list-style-type: none"> 105.146 Short 105.135 Medium 105.136 Long | <p>Neo Screwdriver Torque Connection</p> <ul style="list-style-type: none"> 105.133 Short 105.132 Medium 105.134 Long <p>Neo Screwdriver Torque Connection – Contra-angle</p> <ul style="list-style-type: none"> 105.146 Short 105.135 Medium 105.136 Long |

Prosthetic working protocol

| Screw Retained Solutions Multi-Unit Abutment Level | | Overdenture | | |
|--|--|---|--|--|
| ABUTMENT SELECTION | <p>HS Mini Conical Abutment</p> <p>Transmucosal heights</p> <ul style="list-style-type: none"> 0.2 115.291 1.5 115.292 2.5 115.293 3.5 115.294 4.5 115.295 <p>HS Mini Conical Abutment 17°</p> <p>Transmucosal heights</p> <ul style="list-style-type: none"> 0.6 115.296 1.5 115.297 2.5 115.298 3.5 115.299 | <p>HS TIN Attachment</p> <p>Transmucosal heights</p> <ul style="list-style-type: none"> 0.2 102.245 1.5 102.246 2.5 102.247 3.5 102.248 | | |
| ANGLE MEASURER | <p>HS Angle Measurer 17° 128.037</p> | | | |
| IMPRESSION / SCANNING | <p>Mini Conical Abutment Scanbody 108.218</p> <p>Slim Mini Conical Abutment Open Tray Impression Coping 108.176</p> | | | |
| PROVISIONAL | <p>Neo Mini Conical Abutment Titanium Coping 118.302</p> <p>Neo Mini Conical Abutment Protection Cylinder 106.268</p> | | | |
| MODEL PRODUCTION | <p>Mini Conical Abutment Analog</p> <ul style="list-style-type: none"> 101.092 Hybrid Repositionable (conventional/digital) 101.020 Conventional | | | |
| FINAL RESTORATION | <p>Neo Mini Conical Abutment CoCr Coping 118.303</p> <p>Neo Mini Conical Abutment Burn-out Coping 118.301</p> <p>Neo Mini Conical Abutment One Step Hybrid Coping 118.382</p> | | | |
| SCREWS AND POLISHING PROTECTORS | <p>Mini Conical Abutment Polishing Protector 123.008</p> <p>Neo Mini Conical Abutment Coping Screw 116.269 Titanium</p> | | | |
| DRIVERS | <p>Hexagonal Prosthetic driver 105.137</p> <p>Neo Screwdriver Torque Wrench</p> <ul style="list-style-type: none"> 105.133 Short 105.132 Medium 105.134 Long <p>Neo Screwdriver Torque Connection - Contra-angle</p> <ul style="list-style-type: none"> 105.146 Short 105.135 Medium 105.136 Long | | | |
| | | | <p>Impression Coping 4 units</p> <p>2010.722-NOV</p> <p>Model Analog</p> <p>2010.721-NOV</p> <p>Model Analog 15°</p> <p>2010.720-NOV</p> <p>Processing Collar</p> <p>2010.724-NOV</p> <p>Matrix Housing (including Processing Spacer)</p> <p>Extended 2010.703-NOV Titanium 2010.701-NOV PEEK 2010.702-NOV</p> <p>Retention Insert</p> <ul style="list-style-type: none"> Red (approx. 300 g) 2010.710-NOV Green (approx. 1650 g) 2010.713-NOV White (approx. 750 g) 2010.711-NOV Blue (approx. 2100 g) 2010.714-NOV Yellow (approx. 1200 g) 2010.712-NOV Black (approx. 2550 g) 2010.715-NOV <p>Drivers</p> <p>Torque Wrench</p> <p>Neo Screwdriver Torque Connection</p> <p>Accessories</p> <p>Equipment Box 2010.101-NOV</p> <p>Matrix Housing Extraction Instrument 2010.751-NOV</p> <p>Retention Insert Instrument 2010.741-NOV</p> <p>Block Out Spacer 2010.723-NOV</p> <p>Processing Insert 2010.725-NOV</p> <p>Processing Insert Removal Instrument 2010.731-NOV</p> | |

© Neodent® 2023. All rights reserved. Neodent® and/or other trademarks and logos from Neodent® that are mentioned herein are the trademarks or registered trademarks of Straumann Holding AG and/or its affiliates. All rights reserved.