

# THE METAL SHOP

[www.metalshop.org](http://www.metalshop.org)


2541 W. Dunnellon Road  
Office: 888-441-2492

Dunnellon, FL. 34434  
Fax: 352-522-0007



E-Mail - [sales@metalshop.org](mailto:sales@metalshop.org)

June 2014

## *Redesigned & Improved:* Our Double-Cammed and Hinged Access Doors.



6 x 6 thru 16 x 16 - 2 Cams per Door / 18 x 18 & Larger - 4 Cams per Door



1- Cam Lock on Right Side / 2-Cam Locks for Sizes 18 x 18 & Up

### *Features:*

- Can be used with Sheet Metal & Fiberglass Duct Board Applications
- 26-Gauge Galvanized Steel
- Foam Insulated Door
- Sealed with 1/2" Wide - 1/8" Thick Tape
- No Raw Edges Once Installed
- Continuous Piano Hinge on Left Side (Hinged Version)
- Convenient Duct Board Adaptor R6 (1 1/2")

### *Sizes:*

6" x 6"	10" x 10"	14" x 14"	18" x 18"	22" x 22"
8" x 8"	12" x 12"	16" x 16"	20" x 20"	24" x 24"