

THE METAL SHOP

www.metalshop.org
sales@metalshop.org

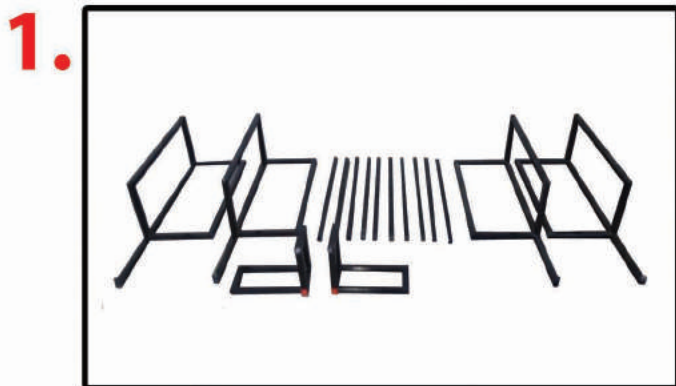
2541 W Dunnellon Road
Dunnellon, Florida 34433

Office: 888.441.2492
Fax: 352.522.0007

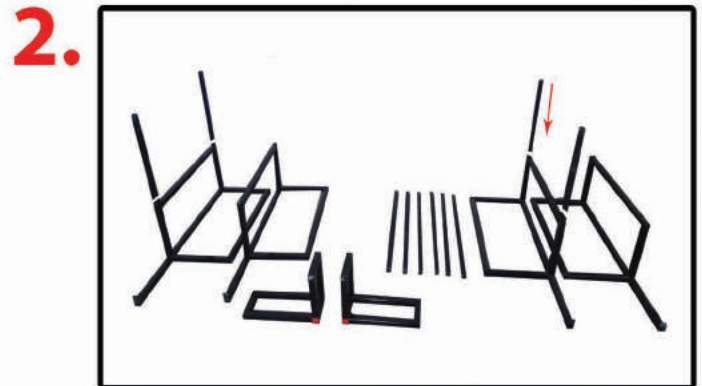
January 2016

ASSEMBLY INSTRUCTIONS

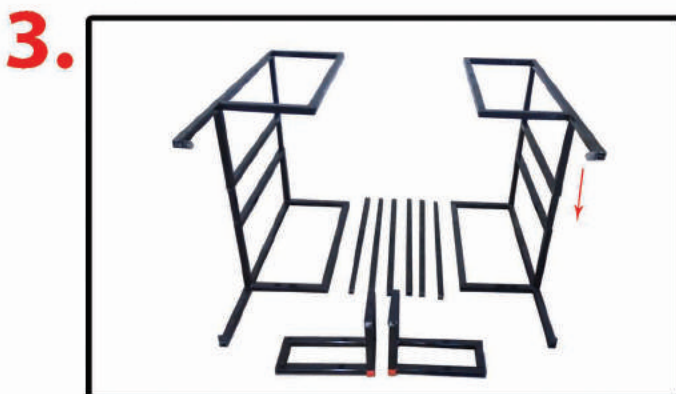
ADJ CONDENSER CAGE: THE BLACK WIDOW



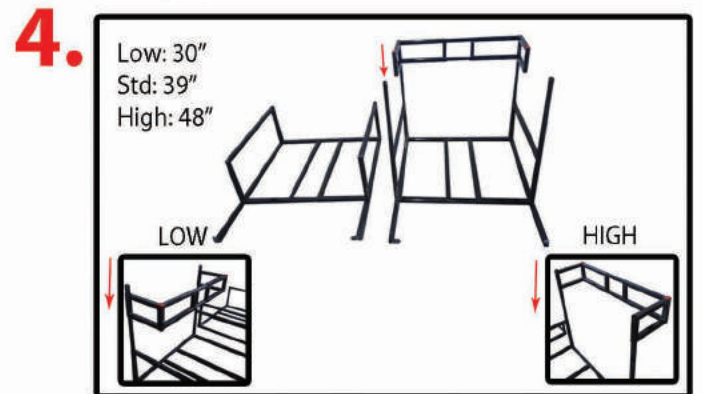
Layout all the cage components into two (2) parts.



Place two (2) insert pieces with center indicators facing up into the slots of two corners as shown.



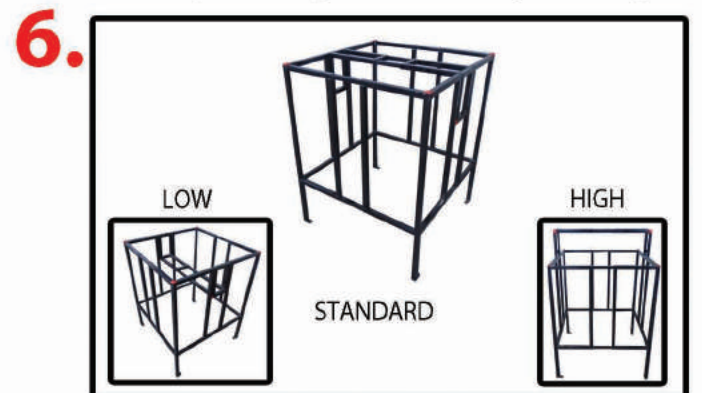
Position remaining corner piece over first one; align the 2 holes; and lower into place on both sides



Lay sections flat. Insert final (4) pieces and install top assembly. For low position, turn top assembly over.



Position other completed section over the first section, align, and lower. Place cage upright.



Adjust to desired dimensions. Center all insert pieces and put into place.