

THE METAL SHOP

www.metalshop.org
sales@metalshop.org


2541 W Dunnellon Road
Dunnellon, Florida 34433

Office: 888.441.2492
Fax: 352.522.0007

June 2017

KNOCKED-DOWN, R-6 FIBERGLASS SIDE-RETURN KIT *

Add a **SIDE RETURN** to your fiberglass **RETURN AIR STAND**




#500-400

BENEFITS OF USING A SIDE-RETURN KIT


- Fits any of our fiberglass return air stands
- Ships knocked-down to avoid damage
- Easy to store and transport

CONTENTS OF KIT

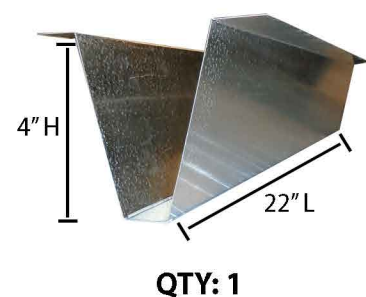
1. **FIBERGLASS BOX WITH END CAP**



2. **1" START COLLAR**



3. **V-LEG**



* Return Air Handler Stand sold separately.

Assembly 

ASSEMBLY

FIBERGLASS SIDE-RETURN KIT



Contents in kit: Qty: 1 V-Leg; Qty: 4 Pieces of Start Collar; knocked-down R-6 Fiberglass Box with End Cap



Assemble Side-Return Box, and tape seams. Note: Fiberglass Return Air Handler Stand and Qty: 2 V-Legs sold separately.



Cut hole in Return Air Stand. Slide the Start Collar under metal frame



Slide the Box over the Start Collar and tape seam.



Tape the 4" V-Leg on the bottom of the finished product.