



# CAT II INVENTO Supine/Prone Standing Frame

Represented in Canada by: East West Medical Products Ltd.  
 www.eastwestmedical.ca  
 Email: info@eastwestmedical.ca

To order / Distributed in Canada by: Assistability  
 Unit G 7803 – 35 street SE  
 Calgary AB T2C 1V3  
 http://www.assistability.ca/  
 Email: info@assistability.ca  
 Tel: 1-800-403-9019/ 403-629-7697 / Fax: 403.800.9900

<b>Order #:</b>		<b>Date:</b>	
<b>Name:</b>	<b>Phone #:</b>	<b>Email:</b>	
<b>Bill to:</b>			
<b>Account #:</b>		<b>Company name:</b>	
<b>Street:</b>		<b>Street 2:</b>	
<b>City:</b>	<b>Province:</b>	<b>Postal:</b>	
<b>Ship to:</b>			
<b>Account #:</b>		<b>Company name:</b>	
<b>Street:</b>		<b>Street 2:</b>	
<b>City:</b>	<b>Province:</b>	<b>Postal:</b>	
<b>Name:</b>	<b>Phone #:</b>	<b>Email:</b>	
<b>Notes:</b>			

### STANDARD EQUIPMENT (Circle size and options below)











- Frame with castors and brakes
- Foot plate with foot stabilization
- Gas spring
- Adjustable knee support
- Tray
- Chest and pelvic pads with safety belts (adjustable)
- Chest and pelvic supports (adjustable)
- Adjustable headrest for supine position
- Safety lock for changing the frame angle
- Tilt angle indicator
- Innovative quadric mechanism
- Breathable upholstery ATMO™
- SIZE 1 GRASS
- SIZE 2 SEA

**Size 1: \$4,431**

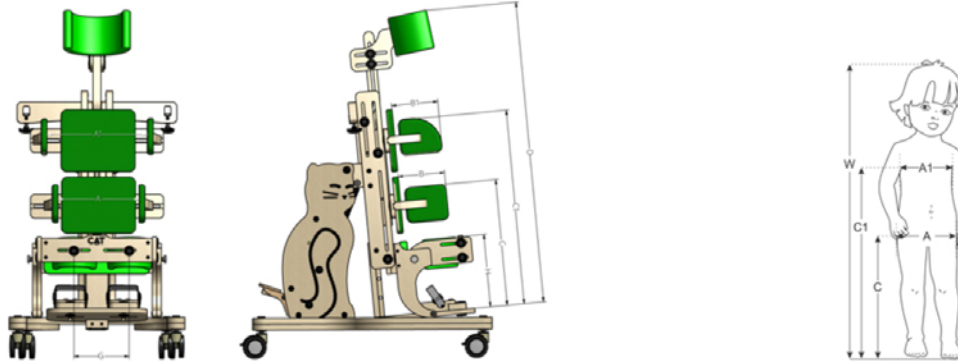
**Size 2: \$4,688**

## ACCESSORIES

CATEGORY	SYMBOL	EQUIPMENT	PIECES	QTY
SAFETY	KTI_003 	<b>Soft cover for tray (1)</b> - Soft cover protects the user from hard surface of the tray. Indicated for patients with impaired limbs coordination.	1	\$201
	Tango wheels are noiseless, easy to maintain, and do not leave marks or corrode.			
	KTI_015	Tango Wheel (75 mm) (I)	1	\$126
		Tango Wheel (75 mm) (A)		\$186
	KTI_016 	Tango Wheel (125 mm) (I)	1	\$178
		Tango Wheel (125 mm) (A)		\$219
	KTI_020	Tango Wheel (100 mm) (I)	1	\$178
Tango Wheel (100 mm) (A)		\$219		
POSITIONING	KTI_102 	<b>Head supporting belt</b> - Attached to the headrest by use of Velcro straps. Indicated for people with muscle weakness to prevent falling of the head.	1	\$163
	KTI_103 	<b>Sandals with 3D Adjustment(U)(I)</b> - Allow for a smooth foot setting in all directions with the use of the hinge ball. You can correct your foot setting on the footplates (front/back, left/right) and also set foot in space (plantar/dorsal flexion, pronation/supination of the foot).	1	\$736
	Soft knee supports stabilize the lower limbs. Made of soft foam.			
	KTI_110 	Soft knee supports (I)	2	\$124
Soft knee supports (A)		\$156		
COMFORT	KTI_403 	<b>Tray</b> - Easy to attach and remove. It is also child proof, which means that your child cannot release the tray. Light and easy to clean. Perfect for playing and feeding. Provides extra trunk support as well.	1	\$259
	KTI_410 	<b>Headrest cotton cover</b> - It helps to keep the headrest clean. Easy to assemble/disassemble, it can be washed.	1	\$20
		2	\$33	
KTI_425 	<b>Tray with bowl i (I)</b> - allows he storage of toys or other things needed for therapy.	1	\$455	

SPARE PARTS	Waterproof upholstery Hydro™ is made of soft and comfortable material resistant to water and moisture. This upholstery is very durable and easy to clean and disinfect. This makes it perfect for indoor use when eating and drinking fluids, and outdoors during unfavorable weather conditions such as rain or snow. Hydro™ is made of environmental friendly ecological materials.			
	KTI_700	Waterproof upholstery HYDRO™ (I)*	1	\$242
		Waterproof upholstery HYDRO™ (A)*	1	\$297
	The breathable upholstery Atmo™ is made of elastic, soft material. It is characterized by high durability and is resistant to stretching. Using three-dimensional material allows air to flow, which is crucial in case of pressure sores prevention. Also, it protects against bacteria and mould. Atmo™ is easy to clean with mild cleaning agents. Upholstery is made of environmental friendly materials. Atmo™ is a high level of comfort and safe for the skin.			
	KTI_720	Breathable upholstery ATMO™ GRASS, SEA (I)*	1	\$0
		Breathable upholstery ATMO™ LATTE, RED (I)*	1	\$253
		Breathable upholstery ATMO™ GRASS, SEA, LATTE, RED (A)*	1	\$331
	Medical upholstery Medicus™ is made of a waterproof material that ensures moisture circulation (vapor permeability). Medicus™ is hypoallergenic (safe for allergy sufferers), prevents angers and bedsores. Upholstery is very durable and easy to clean and disinfect. This makes it perfect for using at home during daily activities such as eating and drinking. Medicus™ meets the requirements for medical devices so it is recommended to use in health care centers.			
	KTI_725	Medical upholstery MEDICUS™ (I)*	1	\$346
		Medical upholstery MEDICUS™ (A)*	1	\$457
	Extreme-Med™ is high advanced medical upholstery. It is vinyl fabric with a lot of certificated, e.g. flammability test CRIB7 and Moist-Heat Resistant Tropical Test. Furthermore, Extreme-Med™ is also abrasion resistant, what is confirmed by Martindale test (500k cycles). The fabric is very durably, flame retardant and can be used in every kind of weather. Upholster is safe for patient: does not contain phthalates, is hypoallergenic, protects against the moulds, bacteria and dermatophytosis. The fabric is very easy to clean and maintain. Using the special PCV layer, material does not absorb liquids and other stains. Extreme-Med™ meets the requirements for medical devices so it is recommended to use in health care centers.			
	KTI_739	Medical upholstery EXTREME-MED™ (I)*	1	\$353
Medical upholstery EXTREME-MED™ (A)*		1	\$464	

## AVAILABLE SIZES



Symbol	Measurement	Unit	Size I		Size II	
			Supine	Prone	Supine	Prone
W	Indicative user height*	[cm]	70 - 100		80 - 130	
A/A1	Pelvic/chest supports width	[cm]	13 - 27		18 - 31	
C	Pelvic supports height adjustment	[cm]	30 - 59	34 - 59	27 - 78	40 - 78
C1	Chest supports height adjustment	[cm]	46 - 75	50 - 75	50 - 97	65 - 97
B/B1	Pelvic/chest supports depth	[cm]	14		14	
D	Headrest height	[cm]	72 - 106	-	80 - 135	-
G	Knee supports width	[cm]	14 - 23	14 - 23	14 - 23	14 - 23
H	Knee supports height	[cm]	15 - 31	15 - 54	15 - 54	15 - 54
	Tilt angle	[°]	0 - 90		0 - 90	
	Max user weight	[kg]	35		45	

**Note:** Measurement tolerance range is +/- 1 cm / ½ in.

\*The value cannot be main factor for selection of product size.