

Order #:	Date:
-----------------	--------------

Name:	Phone #:	Email:
--------------	-----------------	---------------

Bill to:

Account #:	Company name:
-------------------	----------------------

Street:	Street 2:
----------------	------------------

City:	Province:	Postal:
--------------	------------------	----------------

Ship to:

Account #:	Company name:
-------------------	----------------------


Street:	Street 2:
----------------	------------------

City:	Province:	Postal:
--------------	------------------	----------------





Name:	Phone #:	Email:
--------------	-----------------	---------------

Notes:

STANDARD EQUIPMENT (Circle size and options below)

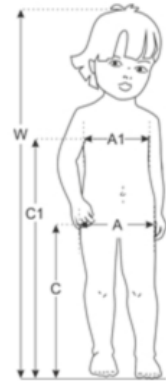
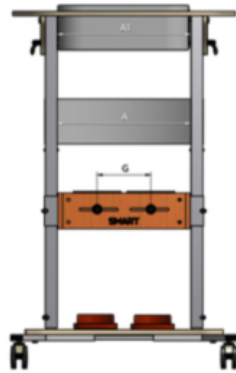
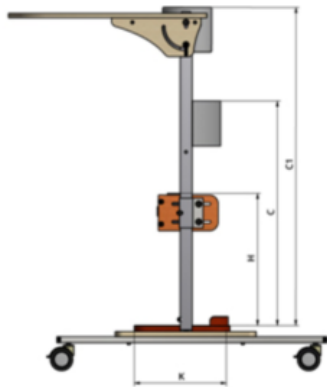
	<ul style="list-style-type: none"> • Frame with castors and brakes • Foot plate with foot stabilization • Adjustable knee support • Chest brace with chest belt (adjustable) • Pelvic brace with pelvic belt (adjustable) • Tray 	SIZE 0A: \$2,089
		SIZE 1: \$2,102
		SIZE 1A: \$2,137
		SIZE 2: \$2,169
		SIZE 2A: \$2,271
		SIZE 3: \$2,338
		SIZE 3A: \$2,405
		SIZE 4: \$2,436

ACCESSORIES

CATEGORY	SYMBOL	EQUIPMENT	PIECES	QTY	
SAFETY	SMD_002	 <p>Belt for moving patients AM-P - Robust and ergonomic design as well as high durability facilitates daily care of the patient.</p>	1	\$312	
	SMD_003	 <p>Soft cover for tray - Soft cover protects the user from being hit by the tray. Indicated for patients with impaired limbs coordination.</p>	1	\$276	
	Tango wheels are noiseless, easy to maintain, and do not leave marks or corrode.				
	SMD_015	TANGO Wheel (75 mm) (I)		1	\$126
		TANGO Wheel (75 mm) (A)			\$186
	SMD_016	TANGO Wheel (125 mm) (I)		1	\$178
		TANGO Wheel (125 mm) (A)			\$219
	SMD_020	TANGO Wheel (100 mm) (I)		1	\$152
TANGO Wheel (100 mm) (A)		\$201			
POSITIONING	SMD_111	 <p>Independently adjustable knee supports - Adjustable and ergonomically shaped knee supports perfectly stabilize the lower limbs.</p>	2	\$465	
	Ensures an adequate level of stability and safety for the patient for whom the standard belt is too short.				
	SMD_116	Longer pelvic belt (I)		1	\$276
		Longer pelvic belt (A)			\$474
	Ensures an adequate level of stability and safety for the patient for whom the standard belt is too short.				
SMD_159	Longer chest belt (I)		1	\$276	
	Longer chest belt (A)			\$474	
COMFORT	SMD_434	 <p>Tray with edge (I) - Made of wood. It allows you to play and perform therapy exercises. Perfect for working or taking meals. Tray edges prevent items from sliding off.</p>	1	\$156	

(A) ADDITIONAL/(I) INSTEAD

AVAILABLE SIZES



Symbol	Measurement	Unit	Size							
			0a	1	1a	2	2a	3	3a	4
W	Indicative user height**	[cm]	50 - 70	70 - 100	70 - 100	90 - 130	90 - 130	110 - 170	110 - 170	140 - 200
A	Pelvic support width	[cm]	22	22	28	28	37	37	44	44
C	Pelvic support height	[cm]	18 - 44	24 - 68	24 - 68	28 - 86	28 - 86	30 - 107	30 - 107	33 - 129
A1	Chest support width	[cm]	20	20	26	26	35	35	42	42
C1	Chest support height	[cm]	41 - 56	56 - 76	56 - 76	71 - 98	71 - 98	86 - 121	86-121	106 - 145
	Chest support perimeter	[cm]	50 - 64	50 - 64	64 - 76	64 - 76	80 - 105	80 - 105	95 - 125	95 - 125
G	Knee supports width	[cm]	8 - 10,5	8 - 10,5	11 - 14	11 - 14	14 - 20	14 - 20	16,5 - 25	16,5 - 25
H	Knee supports height*	[cm]	11 - 35	11 - 55	12 - 57	13 - 72	14 - 78	14 - 88	14 - 96	14 - 98
K	Footer length	[cm]	17	17	20	20	24	24	30	30
	Max. user weight	[kg]	35	35	55	55	75	75	95	95

Note: Measurement tolerance range is +/- 1 cm / ½ in.

*Knee supports height depends on tray height.

**The value cannot be main factor for selection of product size.