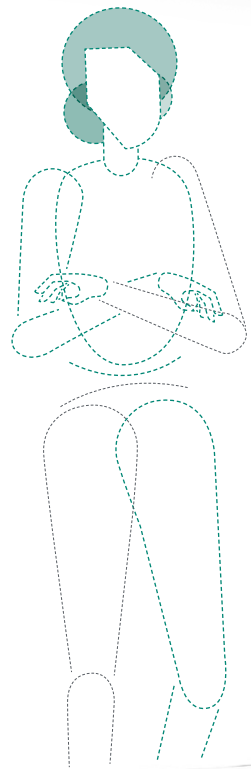


# EMPRESA

FEATURING FLOORBED TECHNOLOGY



A true **all-rounder**  
for your **nursing bed** needs

**Accora**

# EMPRESA™

FEATURING FLOORBED TECHNOLOGY


Helping you deliver **exceptional clinical outcomes** and improved safety



## Proven solution for falls management

### Class-beating FloorBed® technology

With falls as the leading cause of death and serious injury in older people,<sup>1</sup> our floor level capability provides proven effectiveness in the management of bed falls and prevention of associated injuries.<sup>2</sup> Height is a crucial factor in bed selection; the impact force of a fall from a bed at 10 cm is 50% lower than at 20 cm.<sup>3</sup>



### Your choice of nursing bed doesn't have to be a compromise

Even with the diverse demands of clinical care, staff and resident safety, and efficiency – we've managed to bring these all together in the *Empresa* bed.

Incorporating essential clinical features to aid safe nursing and residents' independence, the *Empresa* bed has people at the heart of its design.



### Summary of product evaluation results

Description	Baseline	Post FloorBed	Trend
Residents who fell	9 (of 12)	5 (of 12)	≈ 44%
Falls in bedroom (excl. bath)	15	3	≈ 80%
Notable injury and/or required diagnostic/medical intervention	2	0	≈ 100%
Falls from bed	7	0	≈ 100%

### Increased safety

Where residents need extra protection, the addition of a high safety mat can help reduce the risk of falls even further, by transforming a potential fall into a simple roll.

# 80%

Falls within the bedroom were reduced by 80% and falls from the bed were eliminated<sup>2</sup>





# EMPRESA™

FEATURING FLOORBED TECHNOLOGY

Your **first line of defence** in pressure area care

## Dynamic BodyMove™ system

Caregiving is complemented by our BodyMove™ technology, helping form part of your vital toolkit in the prevention of tissue damage.



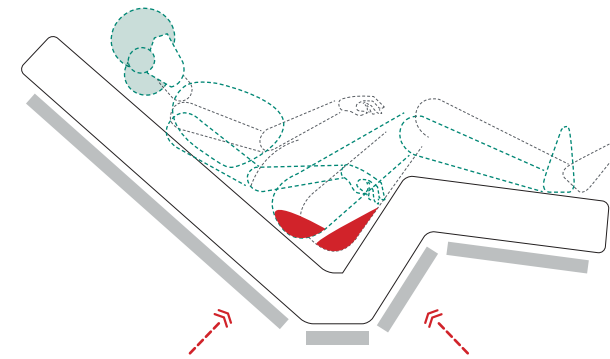
When moving from a supine to sitting position in bed, the body naturally lengthens. Empresa's BodyMove™ auto-regression feature accommodates this change, so not only does it help with pressure distribution and reduction of shear for enhanced wound care support, it improves comfort too.

Prolonged mechanical loading of soft tissues covering bony prominences, such as when an individual is in bed, may lead to degeneration of skeletal muscle tissue.

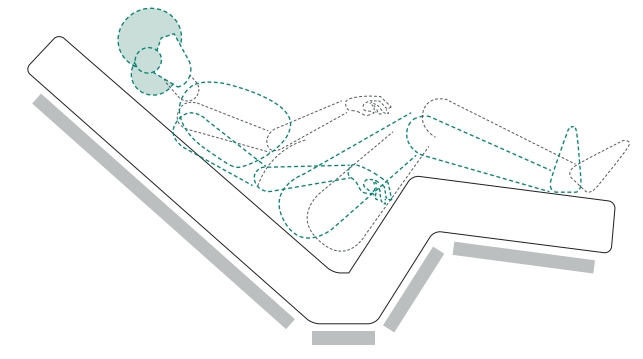
Pressure redistribution and repositioning of an individual is undertaken to reduce the duration and magnitude of pressure over vulnerable areas of the body.<sup>5</sup>

**23%** Reduction in average pressure over the sacral area, when compared to a standard nursing bed<sup>4</sup>

## Lower interface pressures

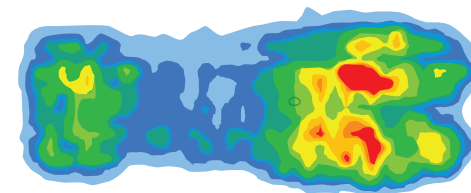


No regression increases friction and shear

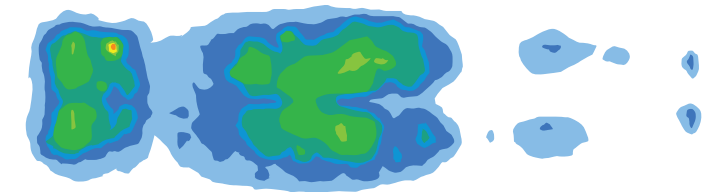


9 cm | ..... | 6 cm

BodyMove™ regression reduces friction and shear




Pressure map showing no regression



Pressure map showing BodyMove™ regression

## Regression distances







“This bed does things others beds don’t do”

Anastasia Branson, CNA, Liberty Hospice



# EMPRESA™

FEATURING FLOORBED TECHNOLOGY

## Human factors at the **centre of design**

Driven by an understanding of your requirements, a range of integrated functionality comes as standard to support caregiving and make your life easier.



### **Ergonomic** handling

#### **Pre-programmed “one-touch care”**

Easy positioning of residents at one touch of a button, helps negate the need for lifting and saves staff time and effort. Comfortable to hold handset, accessible from anywhere around the bed.

#### **80 cm bed height**

Full height adjustment for caregiver safety and aiding the delivery of high quality care to residents.



Full nursing height



Care position



Comfort position


### **Safety** first

#### **Lockout feature**

Prevents unauthorised and inadvertent use of the handset.

#### **Auto safety-stop**

Inhibits bed from being lowered below 20 cm, without caregiver action.



### **Tandem castors with UniSafe™ braking system**

Bed rolls effortlessly and needs only a single press of a pedal to secure each set of brakes.

### **Frame-mounted lifting pole**

Ensures clear access under the bed for placement of equipment.

### **Quick release, removable bed lever**

Facilitates bed mobility and transfers.







"...easy to operate  
and I would definitely  
recommend it to a  
resident who is at  
risk of falls"

Caregiver



# EMPRESA™

FEATURING FLOORBED TECHNOLOGY

## Right product, right time, right place

You want products which optimise use of your facility and resources, and provide simple, cost-effective solutions.

Balancing caregiving with operational efficiency, the versatility of the *Empresa* bed puts everyone in control, helping ensure excellent outcomes and maximising asset utilisation.



 The *Empresa* bed caters for a maximum patient weight of 240 kg.

### Expandable width and length

Having the option to adjust the length and width of the *Empresa* bed, together with a wide range of universal accessories means you can utilise assets fully, with less risk of downtime, even when the profile of your residents changes.

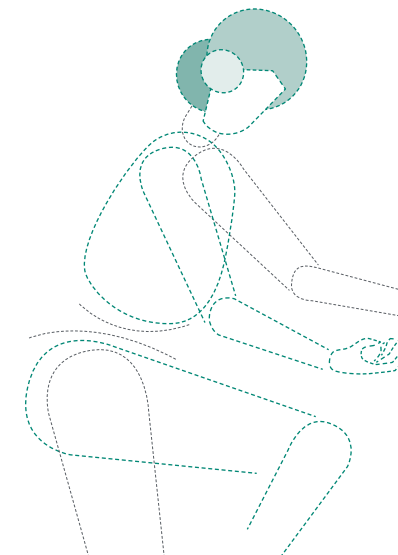
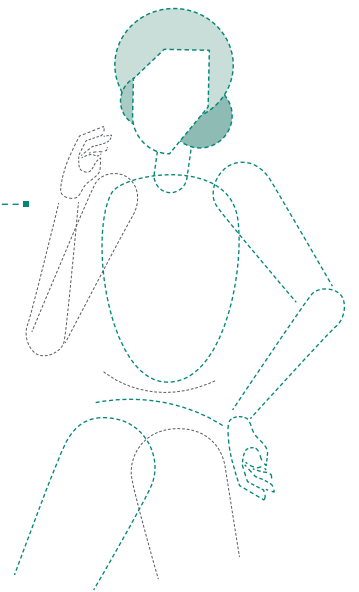
### Raises vertically

Uses a vertical lift mechanism to raise the bed, reducing space demands and helping prevent damage to walls.



### Simplified decision making

The *Empresa* bed enables you to standardise on bed choice, helping to streamline procurement, reduce training needs and future-proof your requirements.



### Support from start to finish

Working as part of your team, we will help capture your requirements and refine your specification. And our complete turnkey service and dedicated project management team will make implementation smooth and easy.



## Quick ship wood **designs**




Arc




Skandi


## Quick ship wood **finishes**



Natural Lancaster Oak  
H3368



Locarno Cherry  
H1636



Natural Dijon Walnut  
H3734

Other wood finish options available.

## Full range of head board **options**



Only Arc and Skandi head boards available as quick ship options

## Available **accessories**



Assist bar-long



Assist bar-short



Trapeze self-assist pole



High safety mat




15 cm width extension

## Technical specification

<b>Overall dimensions</b>	1015 mm width x 2090 mm length
<b>Mattress size standard width</b>	900 mm width x 2000 mm length
<b>Mattress size with width extension</b>	1050 mm width x 2000 mm length
<b>Mattress size with length extension</b>	2200 mm length
<b>Mattress platform height</b>	100 mm to 800 mm
<b>UniSafe braking system</b>	2 sets of brakes, each secure 4 castors
<b>8 castors</b>	4 lockable castors; 4 castors to aid manoeuvrability
<b>Castor diameter</b>	63 mm
<b>Maximum lifting pole load</b>	75 kg
<b>Auto regression</b>	BodyMove technology
<b>Backrest max. angle</b>	70 degrees
<b>Legrest max. angle</b>	36 degrees
<b>Trendelenburg function</b>	12 degrees
<b>Liquid ingress protection</b>	IPX6
<b>Safe working load</b>	275 kg
<b>Max. patient weight</b>	240 kg
<b>Bed weight</b>	120 kg
<b>Warranty</b>	<b>Frame:</b> 10 years   <b>Electric/parts:</b> 3 years





#### References

1. WHO (26th April 2021) Falls. Available from: <https://www.who.int/news-room/fact-sheets/detail/falls> [Accessed 27th May 2021]
2. Lutheran Home. FloorBed: resident falls analysis. Interim report. February 2019
3. Zaphir J (2014) Lowest heights of floor level beds: fall velocity and impact force analysis and resulting injuries. Available from [https://vital.net.au/sites/default/files/zaphir\\_study\\_2014\\_-\\_bed\\_height\\_impact.pdf](https://vital.net.au/sites/default/files/zaphir_study_2014_-_bed_height_impact.pdf) [Accessed 5th May 2021]
4. Data on file. February 2021
5. Black J et al (2007) National pressure ulcer advisory panel's updated pressure ulcer staging system. *Dermatol. Nurs.* 19(4):343–349. Available from <https://link.springer.com/content/pdf/10.1007/s10439-010-0002-x.pdf>. [Accessed 3rd May 2021]

\* and ™ are trademarks of Accora Limited. As our policy is one of continuous improvement, we reserve the right to modify designs without prior notice.

#### Accora Inc.

9210 Corporate Blvd. Suite 120, Rockville, MD 20850  
**T:** 301 560 2400 **E:** [information@accora.care](mailto:information@accora.care) **W:** [accora.care](http://accora.care)

#### Manufactured by

 Accora Ltd Charter House, Barrington Road, Orwell, Cambridge SG8 5QP  
**T:** +44 (0)1223 206 100 **E:** [info@accora.care](mailto:info@accora.care) **W:** [www.accora.care](http://www.accora.care)

# Accora