



KIDOO™

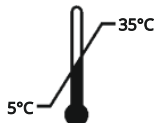
TABLE



MANUAL USER

Our passion - your independence!

AKCES[®]MED



CAUTION! Manufacturer takes responsibility for proper usage of the device only when the product was purchased from qualified Akces-Med employee or at specialized medical store!

CAUTION! AKCES-MED Ltd. reserve the right to introduce technical and trading changes in the content of the instruction without warning.

**MEDICAL
DEVICE
CLASS 1**



**WYRÓB
MEDYCZNY
KLASA 1**

Medical product first class according to the Regulation 93/42/EEG of European Parliament and Council regarding medical products. For this product the producer issued relevant declaration of conformity.



Akces-Med. Sp. z o.o. Company introduced quality management system ISO 13485 regarding production, sales and service. The system is certified by Det Norske Veritas.

CONTENTS

1. *The purpose of user*5
2. *Indications for use*.....5
3. *General characteristics of table*.....6
4. *Size table*.....6
5. *Description of table adjustment*.....7
6. *Safety rules*.....9



INTRODUCTION

The **KIDOO TABLE™** is a fantastic addition to children and the youth therapy. It is a great help in everyday activities such as rehabilitation but also during play, study or having meals. An eye-catching wooden design is an ideal complement to a Kidoo™ chair. The universal character of Kidoo table™ makes it perfect for other chairs as well as an independent product. An ergonomic shape of the tray with edge, an adjustable height and the possibility to adjust the tabletop tilt increases the practicality and comfort while using the table. All of the above make the Kidoo table™ an irreplaceable element during the therapy of your child.

Remember to read this user manual carefully. You will find not only useful information but also guidelines regarding safe and effective use of the product. If you have any questions or remarks, do not hesitate to contact with us:

Medical consultant: mobile +48 508 382 509

Akces-MED Sp. z o.o.: ph. +48 17 864 04 77

e-mail: export@akces-med.com

Thank you for purchasing our product.



CAUTION! Before using the product, user is obliged to familiarize himself/herself with user manual. Remember that complying with guidelines is highly important. It assures safety and extends durability as well as aesthetics of the device.



1 THE PURPOSE OF USER

The present user manual contains basic information which is essential for proper usage, preparation, maintenance, cleaning and guarantee conditions regarding **KIDOO TABLE™**.

User manual should be kept in easily accessible place. It is designed for people who look after disabled children, and for both doctors as well as physiotherapists who operate the device.



CAUTION! Before using the product, user is obliged to familiarize himself/herself with user manual.

Remember that complying with guidelines is highly important. It assures safety and extends durability as well as aesthetics of the device.

2 INDICATIONS FOR USE

The **KIDOO TABLE™** can be used in such situations as:

- Diagnosing the patient – the possibility of adjusting the Kidoo™ Table to the patient's individual needs helps to analyze the clinical picture of the patient, their behavior and reflexes while sitting on a bed, in a car seat, chair or wheelchair.
- Therapy monitoring during the treatment process – the daily use of the Kidoo™ Table allows you to monitor the patient's behavior during the rehabilitation process in the same, comparable conditions. It helps to choose appropriate and targeted methods to obtain the best possible results of the therapy.
- Soothing or compensating the effects of injury or handicap – the **KIDOO TABLE™** can be successfully used in various situations during everyday therapy, recreation and work and, at the same time, it improves the quality of everyday life. Having meals or doing simple manual activities with the use of the JOY™ Table becomes much easier. The large surface of the table top makes it possible have all the necessary items within the reach of the patient.



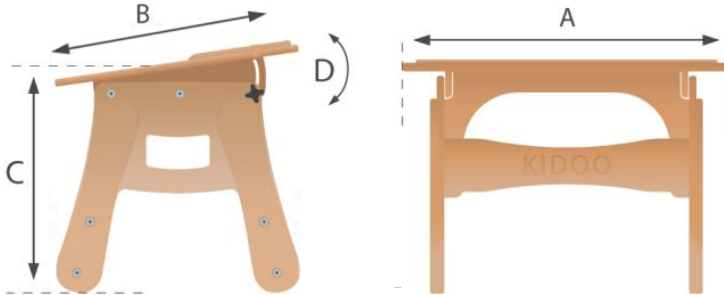
3 GENERAL CHARACTERISTICS OF TABLE

3.1 Standard equipment

1. Wide tabletop.
2. Adjustable height



4 SIZE TABLE



Symbol	Unit	Size 1	Size 2	Size 3	Size 4
A Tabletop length	[cm]	65	70	75	80
B Tabletop depth	[cm]	43	48	54	58
C Table height	[cm]	39-50	47-64	51-71	55-79
D Tilt angle of the tabletop	[st]	0-12	0-12	0-12	0-12
Weight	[kg]	8	9,2	11	13
Maximum load	[kg]	30	30	30	30

Note: Measurement tolerance range is +/- 1 cm / ½ in

5 DESCRIPTION OF TABLE ADJUSTMENT

The **KIDOO TABLE™** has an adjustable height and changeable tilt angle of the tabletop.

5.1. Height adjustment of the table

To adjust the height of the **KIDOO TABLE™** you should:

STEP 1. First unscrew the legs (fig. 1) using two 4-mm hex keys included in the kit;

STEP 2. Next, adjust the required height and tighten the screws (fig. 2).




fig.1




fig.2

5.2. The tilt angle adjustment of the tabletop.

To adjust the tilt angle of the **KIDOO TABLE™** you should:

- first, loosen the knobs (fig. 3) on both sides of the table;
- next, adjust the required angle and tighten the knobs (fig. 4).



ATTENTION! Before using the **KIDOO TABLE™**, make sure that all the knobs and screws of the adjustable elements have been tightened!

6 SAFETY RULES



CAUTION! KIDOO TABLE™ has to be used in compliance with guidelines in this user manual.

1. **KIDOO TABLE™** has to be used with compliance to guidelines included in this user manual. Remember to use the product only with someone who is trained and knowledgeable. Do not forget to prepare both product as well as patient before using **KIDOO TABLE™**!
2. Before use it is necessary to make sure that there are no damages or different faults which could endanger patient's life; check if all parts are working and are correctly mounted and, moreover, check if they are not broken.
3. It is forbidden to use table when it is damaged or any part is missing.
4. Before using the product, it is essential to make sure that all movable parts and knobs for adjustments are stable and locked;
5. It is forbidden to use table for different purposes that it is intended to.
6. The table top should be cleaned with soft cloth and publicly available, mild cleaner.
7. Pay your attention during the tabletop tilting. Please do not place the fingers between the board's and table's frame during adjustment.
8. Do not exceed the maximum permitted table load.



CAUTION! The product contains small parts which children may swallow.

CAUTION! It is forbidden to make any changes concerning stroller 's structure due to the fact that it is dangerous and it results in loosing warranty.

CAUTION! This device can be only used inside the buildings.

CAUTION! Manufacturer takes responsibility only for hidden faults or damages which appeared despite the fact that user complied with the guidelines.





ORTHOPAEDIC DEVICES MANUFACTURER



Akces-MED Sp. z o.o.

Jasionka 955B

36-002 Jasionka

tel. (17) 864 04 77

www.akces-med.com

e-mail: export@akces-med.com

Authorised Dealer



The last update: **13.09.2018**

Our passion - your independence!