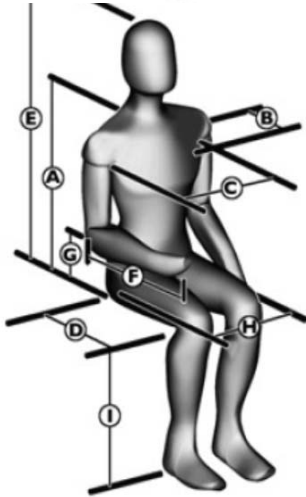


# Magix6™

WC19 & WC-20 Equivalent ISO7176-19:2008 and 10542-1:2012

Purchase orders can only be submitted once dealer receives an official quote. Please fill in order form and send to Assistability for a quote before ordering.



Dealer Information:

Contact: \_\_\_\_\_

Dealer Account #: \_\_\_\_\_

Dealer Name: \_\_\_\_\_

Address: \_\_\_\_\_

City: \_\_\_\_\_

Province: \_\_\_\_\_

Phone #: \_\_\_\_\_

Fax: \_\_\_\_\_

Email: \_\_\_\_\_

PO #: \_\_\_\_\_

Client Information:

Last Name: \_\_\_\_\_

Diagnosis: \_\_\_\_\_

Funding Source: \_\_\_\_\_

Client Age: \_\_\_\_\_

Client Measurements:

Weight Must Be Indicated: \_\_\_\_\_

Height: \_\_\_\_\_

A) Top of Shoulders: \_\_\_\_\_

B) Chest Depth: \_\_\_\_\_

C) Chest Width: \_\_\_\_\_

D) Seat Depth: \_\_\_\_\_

E) Top of Head: \_\_\_\_\_

F) Elbow to Hand: \_\_\_\_\_

G) Seat Pan to Elbow: \_\_\_\_\_

H) Hip Width: \_\_\_\_\_

I) Knee to Foot: \_\_\_\_\_

- Please provide client's measurements f/ Magix6 setup.

**MSRP-CA**  
 \$14,936

Magix6 Base

**Magix6 Base Standard Features:**

- AWD Magix6 Power Base (FWD,MWD,RWD)
- 2 x 300W AMT Motors for a maximum Speed of 6 KM/H
- Setup for one power seat option
- Fixed seat tube f/ fixed seat to floor height
- Standard Magix6 cushion and backrest
- Seat to Floor Height - 16.5" w/ Tilt, Recline and Elevate On Chair
- Flat Free Mid Wheels
- Omni Directional Front and Rear Wheels
- Weight Capacity: 140 KG
- Suspension System
- Armrests - integrated, height adjustable, flip back
- Legrests - manual, angle adjustable
- Footrests - 1 pc narrow - 9"D x 10"W
- Hip belt - non padded
- PG LED joystick module w/ 1 seat control option and fixed hardware
- Cone shaped joystick knob
- 4 point Tie-Down hardware
- Shroud/Rim colors: blue, red, white, silver or pink
- 10 Amp Smart Battery charger

- |                          |   |         |
|--------------------------|---|---------|
| <input type="checkbox"/> | <b>Magix6 HD 200Kg Option:</b>  | \$1,881 |
|                          | <input checked="" type="checkbox"/> High Speed Motor Upgrade: 2 x 350 Watt AMT for a maximum speed of 10 KM/H | \$1,181 |
|                          | - Required for HD option.   |         |
|                          | <input checked="" type="checkbox"/> R-net Expandable PM 120 Amp control                                       | \$1,151 |
|                          | - Required for HD option.   |         |
|                          | Limited to 60W x 60D cm seat dimentions      Specify Seat Width and Depth: W____cm x D____cm                  |         |

**1. Motor Options:**

- |                          |   |         |
|--------------------------|---|---------|
| <input type="checkbox"/> | Standard Motors: 2 x 300 Watt AMT for a maximum speed of 6 KM/H (not available for HD option) | N/C     |
| <input type="checkbox"/> | High Speed Motor Upgrade: 2 x 350 Watt AMT for a maximum speed of 10 KM/H                     | \$1,181 |
|                          | <input checked="" type="checkbox"/> R-net Expandable PM 120 amp                               | \$1,151 |
|                          | - 120 amp control kit is required for high speed motors.                                      |         |

**2. Drive Saftey Options:**

- |                          |   |         |
|--------------------------|---|---------|
| <input type="checkbox"/> | Programmable Angle Detection and Inhibitor Unit | \$1,789 |
|--------------------------|---|---------|

**3. Power/ Tilt, Recline, Seat Riser and Elevating Legrests:**

- |                          |  |          |
|--------------------------|--|----------|
| <input type="checkbox"/> | Power tilt (-6 to 35 degrees) and power recline (87 to 145 degrees) with mechanical anti-shear   | \$13,579 |
| <input type="checkbox"/> | Power tilt (-6 to 35 degrees)  | \$7,746  |
|                          | - If not chosen fixed angle of tilt to be set at: _____  | N/C      |
| <input type="checkbox"/> | Power recline (with mechanical anti-shear)   | \$9,416  |
|                          | - If not chosen fixed angle of recline to be set at: _____   | N/C      |
| <input type="checkbox"/> | Seat riser (14" of travel)   | \$4,200  |
|                          | - If not chosen fixed seat tubes seat to floor to be set at: _____   | N/C      |
| <input type="checkbox"/> | Power elevating legrests (80 Degrees)  | \$4,789  |
|                          | - If not chosen standard legrests - manual, angle adjustable are provided  | N/C      |
| <input type="checkbox"/> | R-net Expandable PM 120 Amp control  | \$1,151  |
| <input type="checkbox"/> | Rnet ISM8 Seating Control Module   | \$1,131  |
|                          | -R-net Expandable PM 120 Amp control & Rnet ISM8 Seating Control Module<br>(required to operate two or more seating functions through the wheelchair electronics drive control.) |          |

**4. Shroud/ Rim Color (Choose one):**

- M6 Colour Shroud Kit - Pink
- M6 Colour Shroud Kit - Silver
- M6 Colour Shroud Kit - Blue
- M6 Colour Shroud Kit - White
- M6 Colour Shroud Kit - Red



N/C  
 N/C  
 N/C  
 N/C  
 N/C

**5. Wheels /Tires:**

- Flat-free mid wheel tires
- Omni directional front and rear wheels

STD  
 STD

**6. Adjustable Seat:**

- Width and depth adjustable seat pan (28-55cm W and 28-50cm D)  
 Adjustable height- fold forward back support including, mechanical anti-shear recline mechanism
- Seat depth plate to add 5cm (55cm total) to seat depth

\$2,191  
 \$378

**7. Backrest Canes:**

- 2-way backrest canes  
 - cane mounts for comercial back rest
- Push handle f/ Magix6 seat

\$798  
 \$466

**8. Seat Cushions:**

Seat cushion, standard Magix6

- 35 x 35cm       40 x 40cm
- 45 x 45cm       50 x 50cm
- Remove Seat Cushion
- BodyMap shape capture Seat Cushions - see 'BodyMap' section A/ A+

N/C  
 - \$15

**9. Backrests (Choose one):**

- Backrest Cushion, standard Magix6
- Remove Backrest
- BodyMap shape capture Backrests - see 'BodyMap' section B/ B+

N/C  
 - \$15

**10. Hip Belts (Choose one):**

- Hip belt - non padded
- Positioning belt, retractable
- Positioning belt, retractable, long

N/C  
 \$307  
 \$333

**11. Other Positioning:**

- Hip support with cover (pair)
- Thigh support hardware, adjustable, removable
- Side transfer panel, flip-down
- BodyMap shape capture Cushions w/ thigh supports and pommel - see 'BodyMap' section A+

\$568  
 \$156  
 \$528

**12. Armrests (Choose one):**

- Armrests - integrated, height adjustable, flip back
  - Desk length
  - Full length

N/C

**13. Arm Supports Options:**

- Arm trough adapter       Installed       Not installed
- BodyMap E upper limb support cushion - See BodyMap section

\$357

**14. Headrests:**

- Headrest, 7" w/ mounting hardware \$465
- Headrest, 10" w/ mounting hardware \$465
- Back rest mounting hardware f/ headrest, adjustable, removable \$284
- BodyMap headrests - see 'BodyMap' section

**15. Footrests (Choose one):**

- Footrests - 1 pc narrow - 9"D x 10"W N/C
- Footrests - 1 pc -9.75"D x 12.5"W \$390
- Footrests - 2 pc - 9"D x 7.5"W \$390

**16. Calf Support:**

- Calf support with adjustable hardware - small \$419
- Calf support with adjustable hardware - large \$419

**17. Foot Positioning**

- BodyMap N see 'BodyMap' section

**18. Joystick (Choose one):**

- Standard LED Joystick module N/C
- CJSM2 Aluminum LCD joystick module (must select Rnet PM 120amp) \$1,221  
 - The 'Aluminum LCD Joystick module' features: control of up to 4 Blue0tooth devices, infrared control, programmable buttons and lighting controls; all in a compact, durable aluminum housing.
- CJSM1 Color LCD joystick module (must select Rnet PM 120amp) \$621  
 - The 'Color LED joystick module' is fitted as standard with 2 jack-sockets for external 'Buddy' type buttons.
- Alternative proportional joystick - see 'Alternative Drive Controls' section

**19. Toggle Switches f/ Seating Function:**

- Multi actuator control for seating functions \$1,263  
 -Must select Rnet CJSM or CJSM2 JSM w/Rnet PM

**20. Joystick Knobs (Choose one):**

- Cone shaped Joystick knob N/C
- Chin cup for joystick knob \$123
- "T" handle for joystick knob \$181
- "Large Ball" for joystick knob \$123
- "Softball" for joystick knob \$165
- "Mushroom" for joystick knob \$165
- "Stick" for joystick knob \$165
- 1.75" black ball for joystick knob \$123

**21. Standard Joystick Mounts (Choose one):**

- Joystick mount fixed (Choose one)  Left  Right N/C
- Slimline retractable joystick mount (Choose one)  Left  Right \$466
- Mount standard JSM to seat back  Left  Right \$323
- Standard R-net joystick is mounted to backrest. Can be chosen instead of fixed JSM mount on armrest.
- For Alternative Joystick Mounts see 'Alternative Drive Controls' Section

**22. Lights and Storage Options:**

- Light Package \$629
- Storage Box with Locking Lid \$621
- Storage Box with Locking Lid and Lights \$949
- Light Package (must be chosen) \$629

**23. Batteries (Choose one):**

- No batteries N/C
- Batteries, Grp 24 (72 Ah) Sealed Gel, x2, installed \$1,298

**24. Optional Accessories:**

- |   |   |         |
|---|---|---------|
| <input type="checkbox"/> Ventilator Tray              |   | \$1,842 |
| <input type="checkbox"/> Battery Tray for Laptop Tray |   | \$477   |
|   | - Mounts to laptop ventilator tray. Custom option           |         |
| <input type="checkbox"/> O2 Holder                    |   | \$491   |
|   | - Mounts to left or right side of seat frame. Custom option |         |


**25. BodyMap Seat Cushions**

- |   |   |         |
|---|---|---------|
| <input type="checkbox"/> BodyMap A Seat Cushion Size 1 - 25Wx30Dcm                  |   | \$565   |
| <input type="checkbox"/> BodyMap A Seat Cushion Size 2 - 30Wx30Dcm                  |   | \$600   |
| <input type="checkbox"/> BodyMap A Seat Cushion Size 3- 30Wx35Dcm                   |   | \$635   |
| <input type="checkbox"/> BodyMap A Seat Cushion Size 4 - 35Wx40Dcm                  |   | \$741   |
| <input type="checkbox"/> BodyMap A Seat Cushion Size 5 - 40Wx45Dcm                  |   | \$866   |
| <input type="checkbox"/> BodyMap A Seat Cushion Size 6 - 45Wx45Dcm                  |   | \$972   |
| <input type="checkbox"/> BodyMap A Seat Cushion Size 7 50Wx50Dcm                    |   | \$1,007 |
|   |   |         |
| <input type="checkbox"/> BodyMap A+ Seat Cushion Size 1 - 38Wx24Dcm                 |   | \$926   |
| <input type="checkbox"/> BodyMap A+ Seat Cushion Size 2 - 40Wx35Dcm                 |   | \$1,086 |
| <input type="checkbox"/> BodyMap A+ Seat Cushion Size 3 - 40Wx39Dcm                 |   | \$1,244 |
| <input type="checkbox"/> BodyMap A+ Seat Cushion Size 4 - 45Wx42Dcm                 |   | \$1,483 |
| <input type="checkbox"/> BodyMap A+ Seat Cushion Size 5 - 54Wx45Dcm                 |   | \$1,536 |
|  |   |         |
|   | - Sitting Positioning Cushion w/ Thigh Abductor Wedge and Lateral Supports      |         |
|   | SEE BODYMAPSYSTEM ORDER SHEET FOR EXACT 3D MEASUREMENT FOR EACH SIZE OF CUSHION |         |

**26. BodyMap Back Cushions**

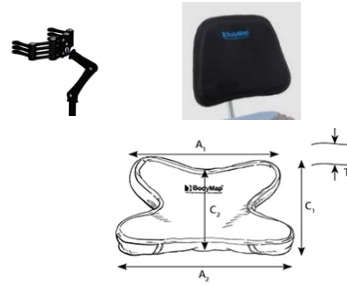
- |   |   |         |
|---|---|---------|
| <input type="checkbox"/> BodyMap B Back Cushion Size 1 - 40Wx30Hcm                    |   | \$565   |
| <input type="checkbox"/> BodyMap B Back Cushion Size 2 - 50Wx40Hcm                    |   | \$777   |
| <input type="checkbox"/> BodyMap B Back Cushion Size 3 - 60Wx40Hcm                    |   | \$1,077 |
| <input type="checkbox"/> BodyMap B Back Cushion Size 4 - 70Wx60Hcm                    |   | \$1,165 |
|   |   |         |
| <input type="checkbox"/> BodyMap B+ Back Cushion Size 1 - 35Wx30Hcm                   |   | \$874   |
| <input type="checkbox"/> BodyMap B+ Back Cushion Size 2 - 39Wx40Hcm                   |   | \$1,192 |
| <input type="checkbox"/> BodyMap B+ Back Cushion Size 3 - 41Wx48Hcm                   |   | \$1,642 |
| <input type="checkbox"/> BodyMap B+ Back Cushion Size 4 - 49Wx50Hcm                   |   | \$1,667 |
| <input type="checkbox"/> BodyMap B+ Back Cushion Size 5 - 53Wx58Hcm                   |   | \$1,773 |
|  |   |         |
| <input type="checkbox"/> BodyMap C Back Cushion Size 1 - 28Wx54Hcm                    |   | \$795   |
| <input type="checkbox"/> BodyMap C Back Cushion Size 2 - 32Wx61Hcm                    |   | \$901   |
| <input type="checkbox"/> BodyMap C Back Cushion Size 3 - 38Wx70Hcm                    |   | \$1,007 |
| <input type="checkbox"/> BodyMap C Back Cushion Size 4 - 42Wx80Hcm                    |   | \$1,113 |
| <input type="checkbox"/> BodyMap C Back Cushion Size 5 - 48Wx90Hcm                    |   | \$1,219 |
| <input type="checkbox"/> BodyMap C Back Cushion Size 6 - 50Wx95Hcm                    |   | \$1,325 |
|  |   |         |
|   | - Backrest cushion with headrest and lateral support                            |         |
|   | SEE BODYMAPSYSTEM ORDER SHEET FOR EXACT 3D MEASUREMENT FOR EACH SIZE OF CUSHION |         |

**27. BodyMap Upper Limb Support Cushion**

- |   |   |            |
|---|---|------------|
| <input type="checkbox"/> Arm Rest BodyMap E Upper Limb Support Cushion Size 1 - 26Wx30Lcm |   | \$535      |
| <input type="checkbox"/> Arm Rest BodyMap E Upper Limb Support Cushion Size 2 - 26Wx41Lcm |   | \$577      |
| <input type="checkbox"/> Dual Arm Rest Stabilizing/ Positioning Cushion BodyMap M         |   | Quote Only |
|   |  |            |
|   | Custom Sizes  |            |

**28. BodyMap Headrests**

- Hexagon Pro BodyMap Headrest DZ Size 1 W120cm W240cm x H19cm
- Hexagon Pro BodyMap Headrest DZ Size 2 WT22cm WB42cm x H22cm
- Hexagon Pro BodyMap Headrest DX Size 1 WT35cm WB40cm x H15cm
- Hexagon Pro BodyMap Headrest DX Size 2 WT40cm WB45cm x H18cm
- Hexagon Pro BodyMap Headrest DY Size 1 W38cm x H15cm
- Hexagon Pro BodyMap Headrest DY Size 2 W41cm x H16cm
- Hexagon Pro BodyMap Headrest D Size 1 WT30cm WB15cm x H15cm
  
- Hexagon Pro BodyMap Headrest D Size 2 WT38cm WB22cm x H19cm  
 - Includes hardware



- \$1,196
- \$1,406
- \$1,398
- \$1,529
- \$1,067
- \$1,277
- \$1,036
  
- \$1,298

SEE BODYMAPSYSTEM ORDER SHEET FOR EXACT 3D MEASUREMENT FOR EACH SIZE OF CUSHION

**29. BodyMap N Foot Correction Cushion**

- BodyMap N Foot Correction Cushion Size 1 - 55Wx30Dcm
- BodyMap N Foot Correction Cushion Size 2 - 80Wx50Dcm



- \$1,360
- \$2,126

**30. Mounting and Stabilization**

- Non-Elastic Stabilizing Belt - 60Lx4Wcm
- Non-Elastic Stabilizing Belt - 65Lx4Wcm
- Non-Elastic Stabilizing Belt - 70Lx4Wcm
- Non-Elastic Stabilizing Belt - 80Lx5Wcm
- Non-Elastic Stabilizing Belt - 85Lx5Wcm
- Non-Elastic Stabilizing Belt - 95Lx5Wcm



- \$391
- \$391
- \$391
- \$391
- \$391
- \$391

## Alternative Drive Controls

- 31. Omni Control (Must choose f/ alternative drive controls w/ Rnet PM 120amp)**
- Omni Control f/ R-net w/ infrared \$2,552  
- must also select mounting hardware. Please specify which type of alternative drive control you will be using:
- Adjustable swing-away hardware - Omni/tablet  Left  Right \$690  
- required to mount 'Omni Control f/ R-net w/ infrared'
- 32. Alternative Proportional Joysticks:**
- Mini-joystick f/ Omni (9-pin connector) \$3,122  
 Compact Joystick f/ Omni (9-pin connector) \$1,523  
 Compact Joystick LITE f/ Omni (9-pin connector) \$1,743
- 33. Compact Joystick Options:**
- Dual switches f/ compact joystick - fixed mount \$284  
 Dual switches f/ compact joystick - gooseneck mount \$517
- 34. Alternative Joystick Mounts (Alt JS):**
- Alt JS Swing away mount kit f/ armrest (Choose one)  Left  Right \$496  
 Alt JS Omni combo swing away f/ armrest (Choose one)  Left  Right \$899  
- Used to mount Omni and alternative proportional joystick to the same armrest.  
 Alt JS Midline mount kit (Choose one)  Left  Right \$899  
 Alt JS Chin boom kit \$959  
- Swing-away / removable chin boom mounted on right of backrest shell by dealer.  
 Harness f/ chin control mount \$685
- 35. Specialty Input Devices**
- Sip and Puff f/ Omni (no hardware included) \$2,235  
 Hardware, adjustable mounting f/ Sip and Puff \$590  
 Now Tech Gyroset \$5,965
- 36. Cables and Splitter**
- 3.5mm extension cable f/ sensor/switch, 1m long \$79  
 3.5mm extension cable f/ sensor/switch, 2m long \$83  
 3.5mm extension cable f/ sensor/switch, 3m long \$87  
 3.5mm Y-splitter cable f/ sensor/switch \$92  
- allows two proximity sensors/mechanical switches to connect to the same direction jack \$83

**37. R-net Options:**

- |   |         |
|---|---------|
| <input type="checkbox"/> Attendant control R-net  | \$1,346 |
| <input type="checkbox"/> R-net iDevice Module   | \$1,087 |
| - Allows input device commands (such as joystick nudges or switch clicks) to be used to operate an iPhone, iPad or iPod. By assigning each input to an iOS function, users can make phone calls, send texts and emails and access applications. Kit includes a Bluetooth iDevice Module, an R-net Bus Cable, and two mono jack cables for direct switch inputs (switches not included). |         |
| - <b>Must be ordered with a 'Color LED joystick module' or 'Omni Control' for mode display.</b>   |         |
| - <b>See sections 18 and 25.</b>  |         |
| <input type="checkbox"/> R-net Mouse module   | \$1,287 |
| - Enables mouse control through any R-net input device. It can operate a mouse on a computer and on selected Android devices (with R-net for Android app). Kit includes a Bluetooth Mouse Module, an R-net Bus Cable, two mono jack cables for L/R click (switches not included) and a USB BT Adapter f/ user's PC.   |         |
| - Note: BT Adapter may not work with all computers.   |         |
| - <b>Must be ordered with a 'Color LED joystick module' or 'Omni Control' for mode display.</b>   |         |
| - <b>See sections 18 and 25.</b>  |         |
| <input type="checkbox"/> Add a second Bluetooth mouse module  | \$1,287 |
| - Allows R-net to simultaneously pair to a second compatible computer or Android device. Each module is accessible through a separate R-net mode. Kit includes a unique Bluetooth Mouse Module, an R-net Bus Cable, two mono jack cables for L/R click and a USB BT Adapter.  |         |
| <input type="checkbox"/> Output Module (IOM) for R-net control system   | \$1,801 |
| - This allows a user to control an external device (E.g.: Communication Device, ECU, Door Opener, etc.) Each module can provide up to 4 switch closures. May require specialty cable or wiring. Up to 3 output modules can be installed on one Magix6.  |         |
| <input type="checkbox"/> Programming key for R-net  | \$540   |
| <input type="checkbox"/> Programming key for PG   | \$540   |

Submit this build sheet for an official quote by email to  
orders@assistability.ca or fax to 403-800-9900.

Dealer Notes: