

Available colors

Sutton



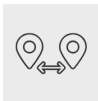
Burgundy



Electric Blue

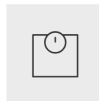


White



BATTERY RANGE

Up to
50 km



CAPACITY

355 lb
161 kg



MAXIMUM ANGLE

10°



MAX SPEED

Up to
16 km/h



SUSPENSION

**Front and rear
independent**



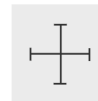
ENGINE

850-watt
5000 rpm



BATTERY

80 Amp



SIZE

55.1" x 26.8"