



PANCREATIC CANCER AWARENESS

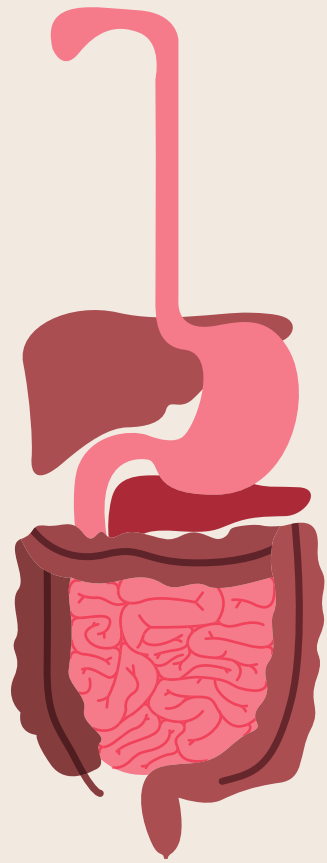
Presented by:
Brooklyn Kelley





**THE PURPOSE BEHIND
THE PASSION**


IT'S ALL IN THE DIGESTIVE SYSTEM



The Digestive
System

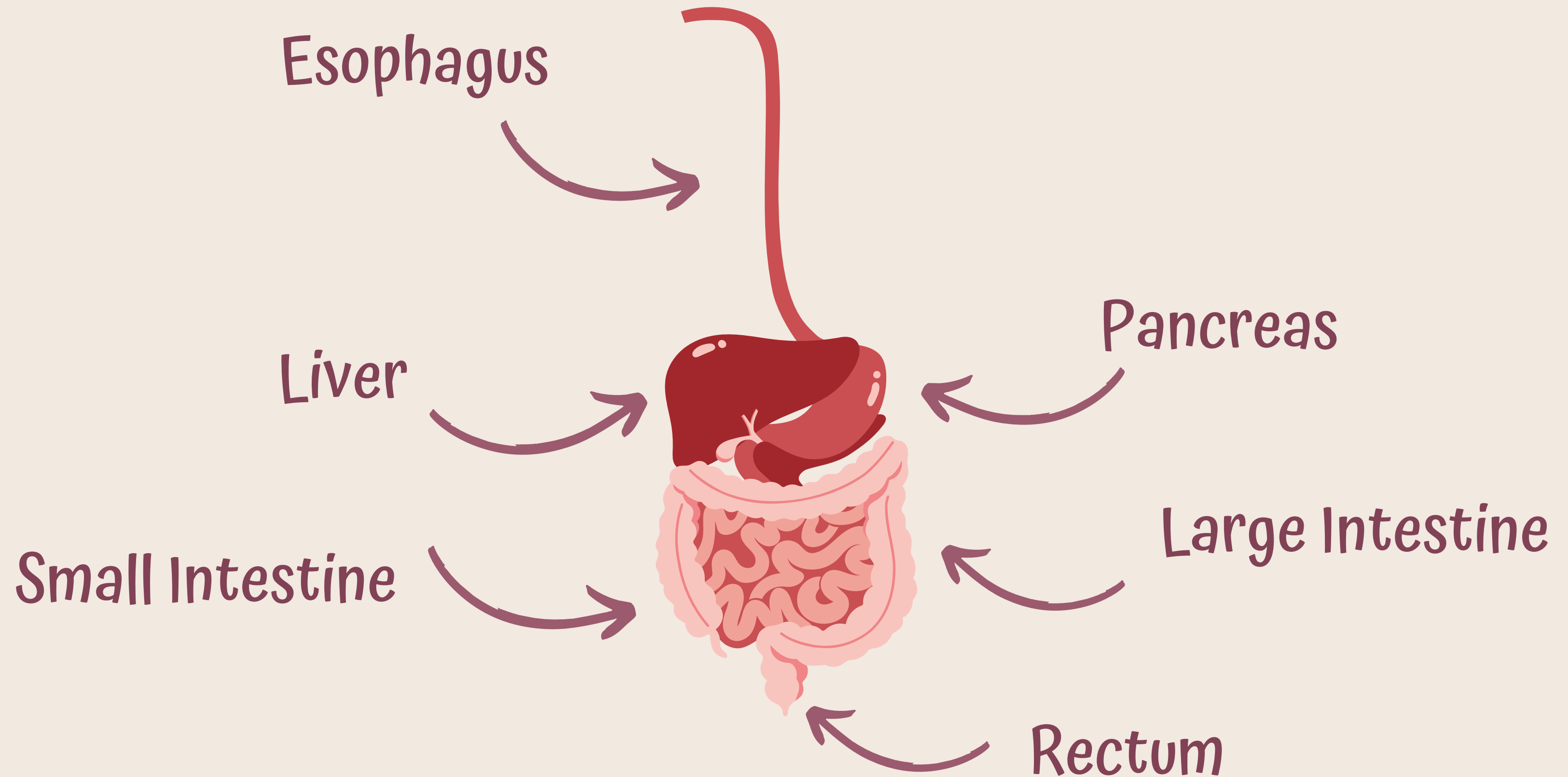


Unregulated Growth
of Cells



The Cell

ANATOMY OF THE DIGESTIVE SYSTEM



THE PANCREAS

- The pancreas is responsible for the development of pancreatic fluid called enzymes. The enzymes break down sugars, fats, and starches. They also make hormones which are chemical messengers that travel through your blood.
- Enzymes: Lipase, Amylase, and Protease
- Hormones: Insulin, Glucagon, Gastrin and Amylin



HOW DOES CANCER DEVELOP?



ABNORMALITY OF THE CELL



WHAT IS A CELL?



Basic unit of life.

- Mutations in genes cause cancer by increasing cell division rates or inhibiting normal controls on the system, such as cell cycle arrest or programmed cell death.

Unregulated Cell Growth

- Cancer initiates when a single cell mutates, resulting in a breakdown of the normal regulatory controls that maintain cell division.



RISK FACTORS

- Family history of pancreatic cancer
- Tobacco use
- Long term type-2 diabetes
- Chronic pancreatitis
- Obesity
- Age

STATISTICS

Mortality Rate

- About 49,830 people (25,970 men and 23,860 women) will die of pancreatic cancer.

Diagnosis Rate

- About 62,210 people (32,970 men and 29,240 women) will be diagnosed with pancreatic cancer.

Survival Rate

- Pancreatic cancer accounts for about 3% of all cancers in the US and about 7% of all cancer deaths.

Chemotherapy

Radiation

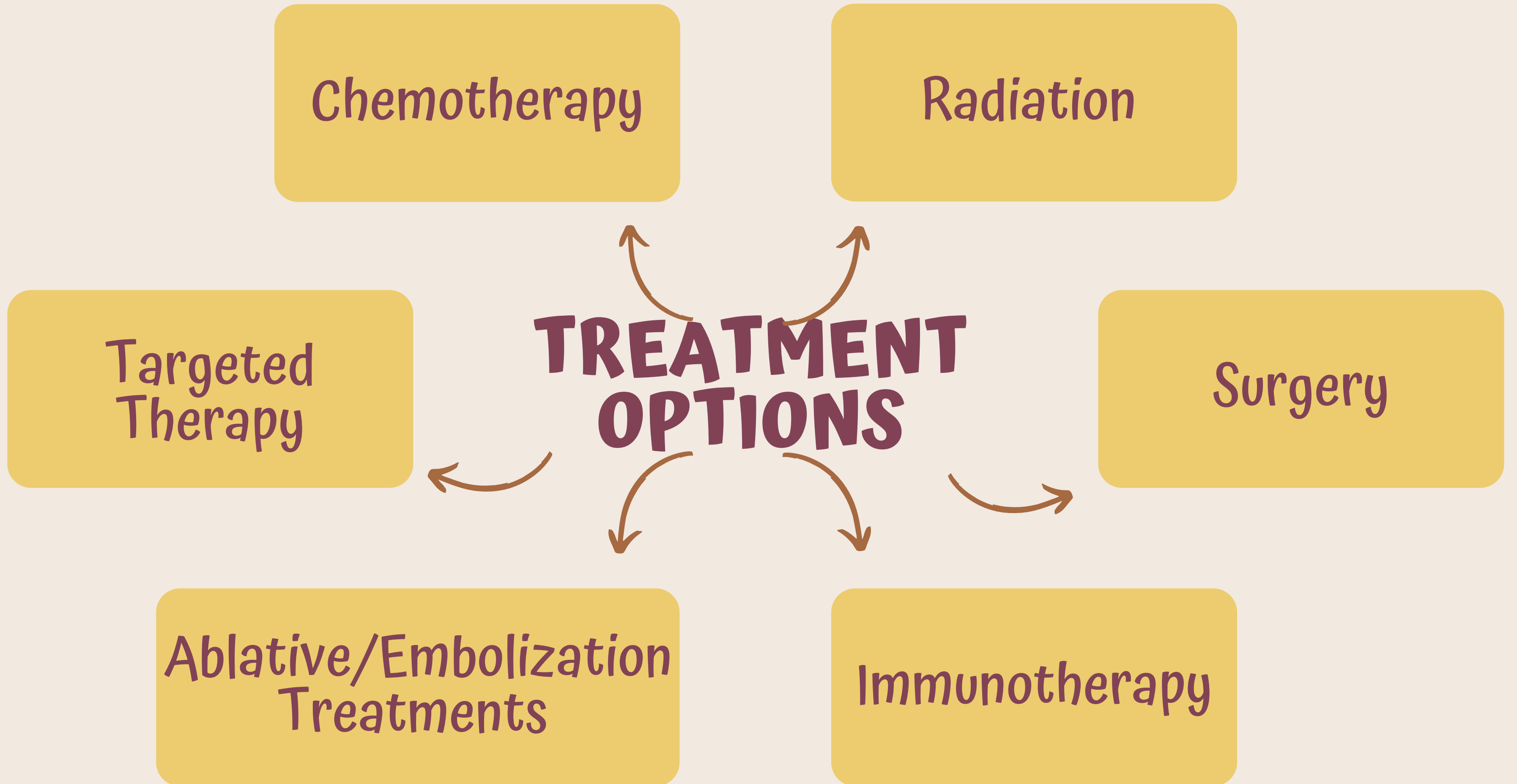
**TREATMENT
OPTIONS**

Targeted
Therapy

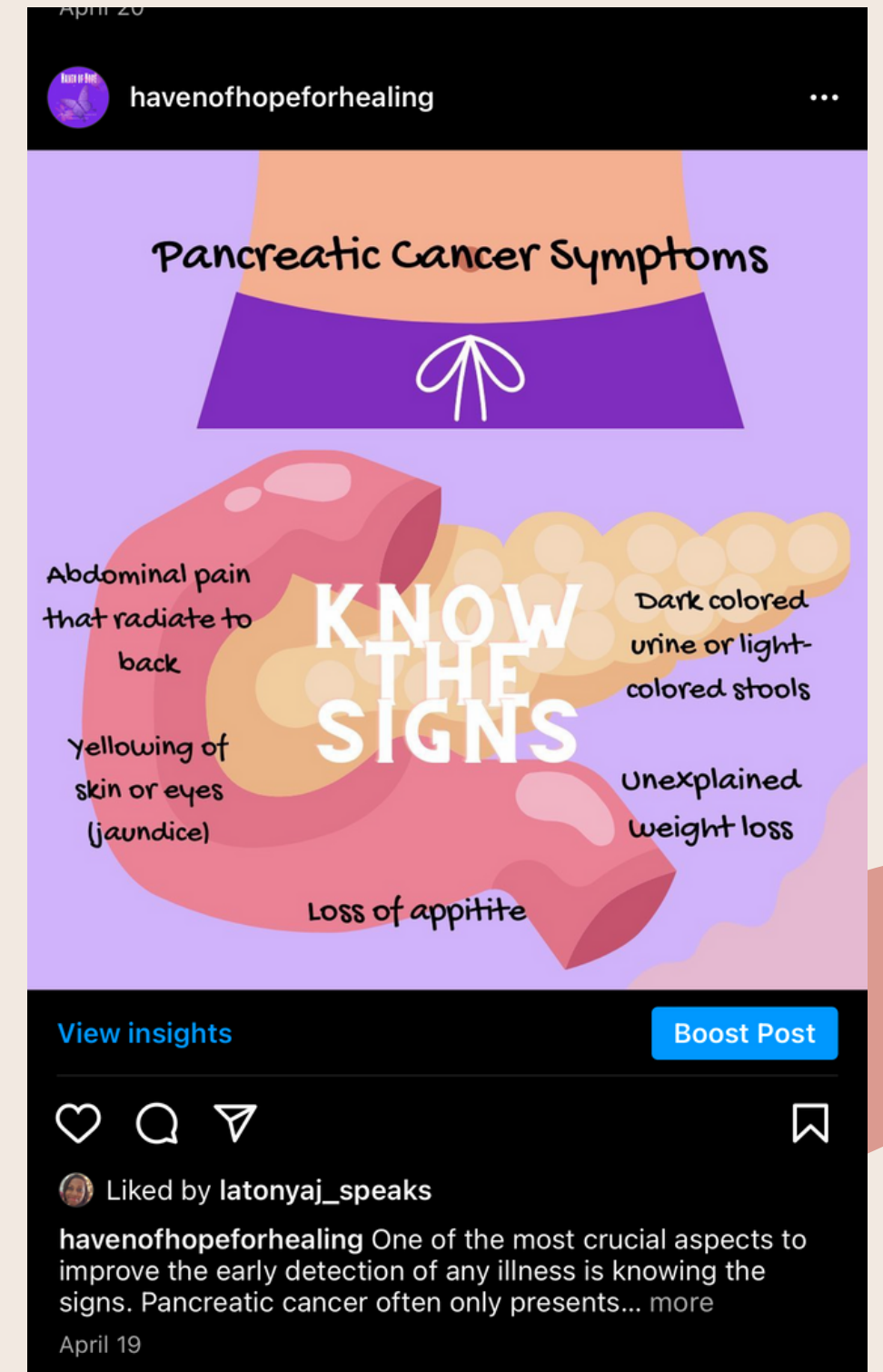
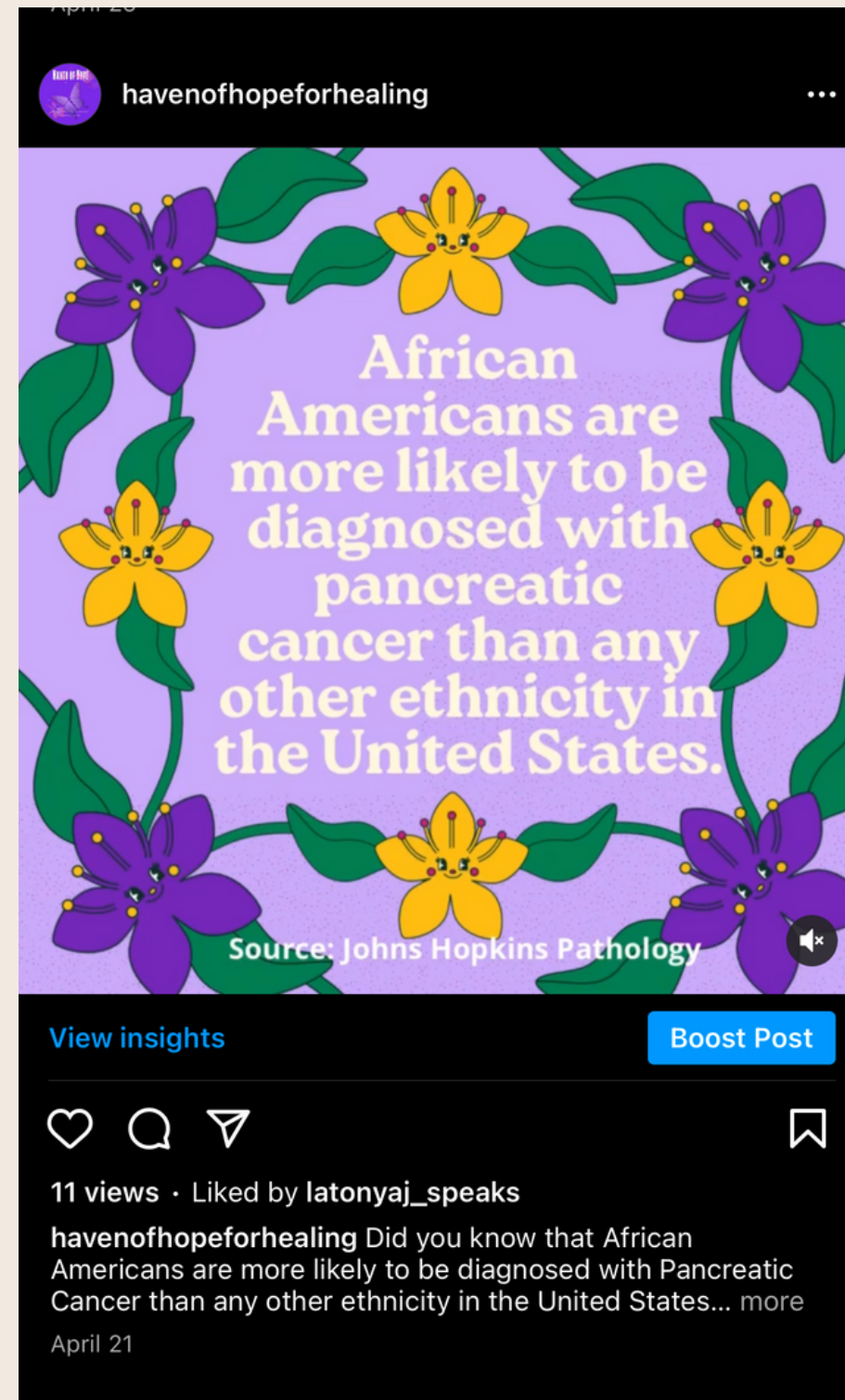
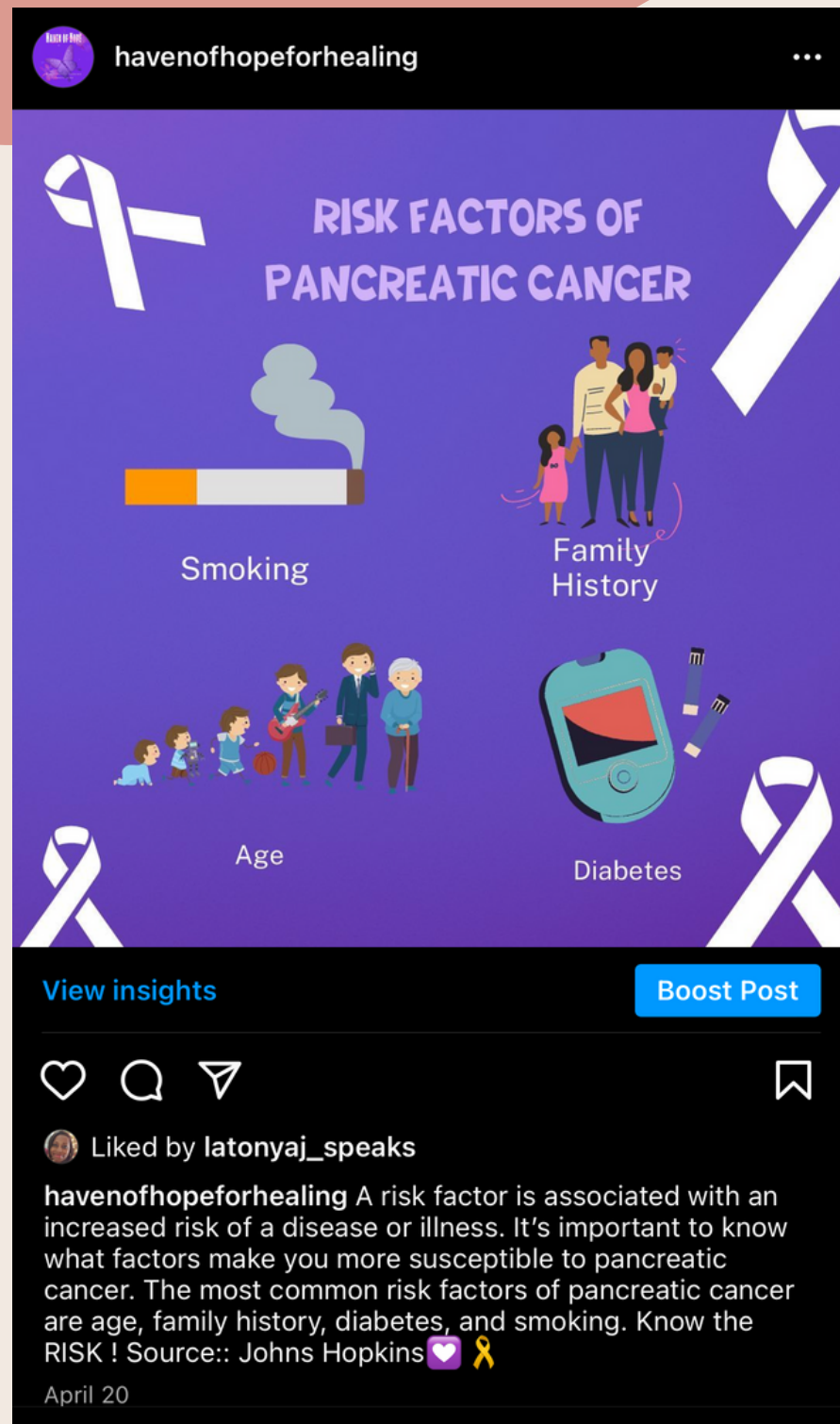
Surgery

Ablative/Embolization
Treatments

Immunotherapy



@HAVENOFHOPEFORHEALING




CONCLUSION:

- Raising awareness for pancreatic cancer can help evolve the stigmas and increase success stories surrounding the disease.
- Conversations about family history and developing healthy habits can generate a healthy lifestyle amongst families with the ability to influence generations.



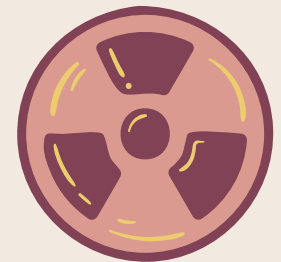
WORKS CITED



Beavers TB, Brown PH, Maresso KC, Hawk ET. Chapter 23: Cancer Prevention, Screening, and Early Detection. In: Niederhuber JE, Armitage JO, Dorshow JH, Kastan MB, Tepper JE, eds. *Abeloff's Clinical Oncology*. 5th ed. Philadelphia, Pa. Elsevier: 2014.




Noone AM, Howlader N, Krapcho M, Miller D, Brest A, Yu M, Ruhl J, Tatalovich Z, Mariotto A, Lewis DR, Chen HS, Feuer EJ, Cronin KA (eds). *SEER Cancer Statistics Review, 1975-2015*, National Cancer Institute. Bethesda, MD



ROCK CL, THOMSON C, GANSLER T, ET AL. AMERICAN CANCER SOCIETY GUIDELINE FOR DIET AND PHYSICAL ACTIVITY FOR CANCER PREVENTION. CA: A CANCER JOURNAL FOR CLINICIANS. 2020

"THE DIGESTIVE PROCESS: WHAT IS THE ROLE OF YOUR PANCREAS IN DIGESTION?" JOHNS HOPKINS MEDICINE, 19 NOV. 2019

AMERICAN CANCER SOCIETY. FACTS & FIGURES 2022. AMERICAN CANCER SOCIETY. ATLANTA, GA. 2022.



LIFETIME RISK (PERCENT) OF BEING DIAGNOSED WITH CANCER BY SITE AND RACE/ETHNICITY: BOTH SEXES, 18 SEER AREAS, 2013-2015 (TABLE 1.15)

BEAVERS TB, BROWN PH, MARESSO KC, HAWK ET. CHAPTER 23: CANCER PREVENTION, SCREENING, AND EARLY DETECTION. IN: NIEDERHÜBER JE, ARMITAGE JO, DORSHOW JH, KASTAN MB, TEPPER JE, EDS. ABELOFF'S CLINICAL ONCOLOGY. 5TH ED. PHILADELPHIA, PA. ELSEVIER: 2014.

THANK YOU FOR LISTENING!

Don't hesitate to ask any
questions!

