

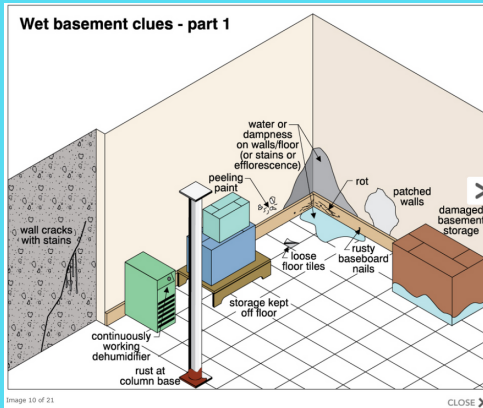


## CAUSES & REMEDIES FOR WET BASEMENT

HOUSES ARE NOT BUILT LIKE BOATS

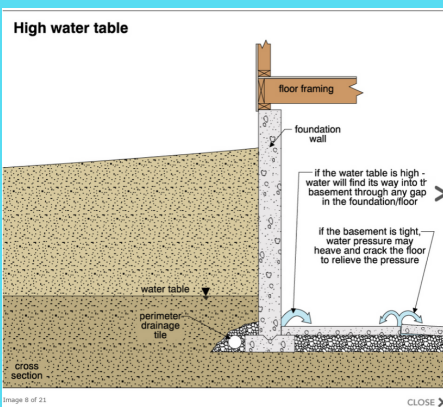
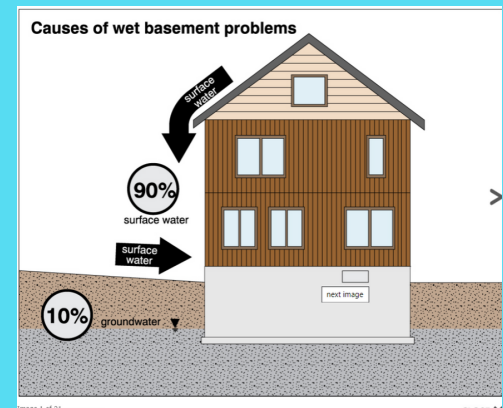
VIRTUALLY ALL FOUNDATION SYSTEMS HAVE FLAWS THAT WILL  
ALLOW WATER TO PENETRATE.

## CAUSES OF WET BASEMENT PROBLEMS



Water in basements or crawlspaces is typically from one of two sources.

1.) MORE THAN 90 % OF THE WET BASEMENT PROBLEMS ARE A RESULT OF SURFACE WATER

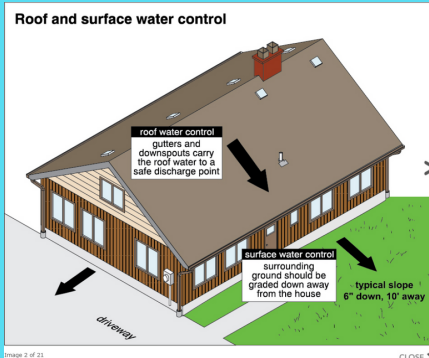


2.) 10 % GROUNDWATER - WATER IN THE EARTH  
BELOW GRADE LEVEL.

## CAUSES OF WET BASEMENT

SO FAR, THIS SOUNDS PRETTY SIMPLE

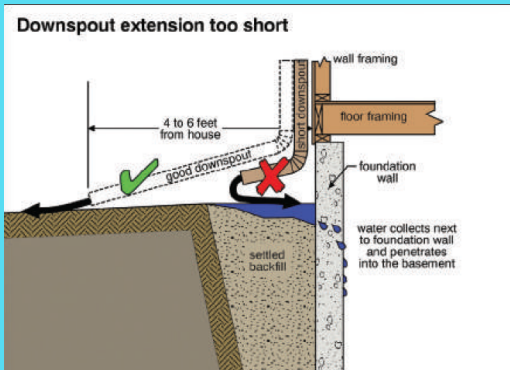
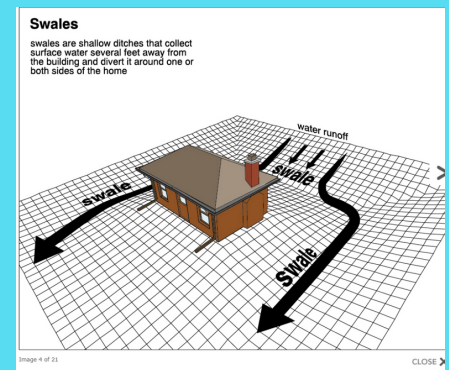
LET'S LOOK HOW TO AVOID IT



### 1. ROOF & SURFACE WATER CONTROL

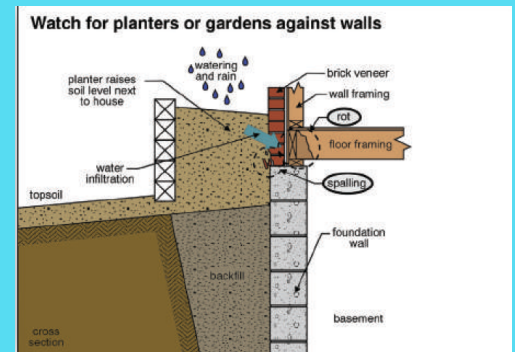
Roof and surface water control

These swales are shallow ditches that collect the water several feet away from the building and divert it around one or both sides of the home



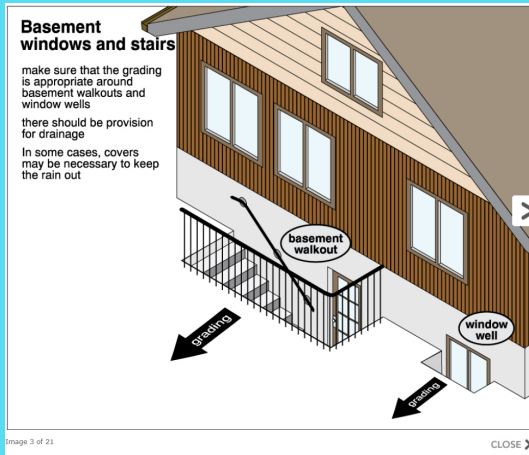
Downspouts should discharge above grade onto the ground at least six feet from the home.

Even if the grading around the house is fine, there may be problems from raised planters or gardens with soil against the house



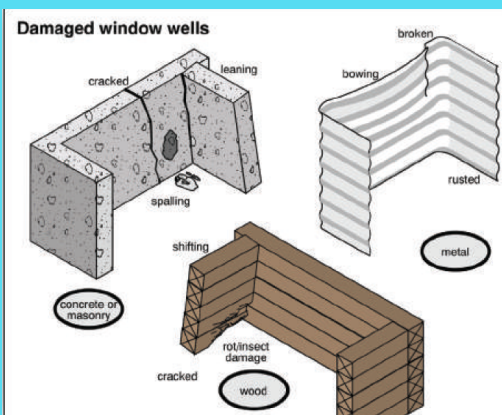
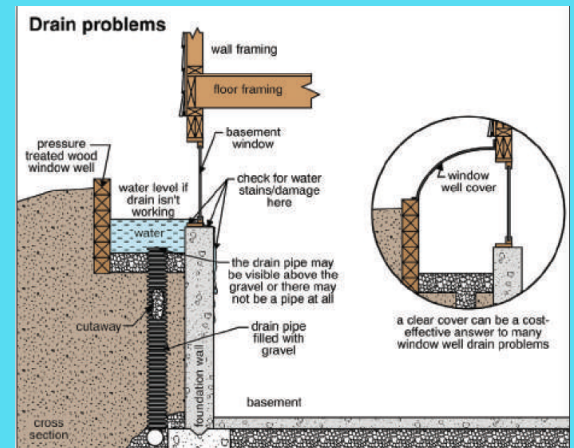
## CAUSES & REMEDIES FOR WET BASEMENT

### 2. BASEMENT WINDOWS AND STAIRS



Make sure that the grading is appropriate around basement walkout and windows wells

Wells may be missing or too shallow to protect the window. They may be clogged with debris (a maintenance issue)



they may not drain properly, even when clean.  
Wood rots, metal rusts and concrete spalls.  
Nothing is forever.

Information provided  
by



RELY ON PROFESSIONAL ENGINEER FOR YOUR HOME INSPECTION