



West Point   
WOODWORKING LLC

2023





*West Point*   
WOODWORKING LLC



# TABLE OF CONTENTS

New & Discontinued Products.....	6	Collections .....	18-21
Single Pedestal Tables .....	8	Excellent Sellers.....	22
Double Pedestal Tables.....	9	Ordering Information.....	23
Leg Tables .....	10	Warranty.....	23
Trestle Tables.....	11	Attention To Details.....	24
Stationary Base Tables .....	12	Table Options.....	25
Cabinet Base Tables .....	12	Information.....	26
Benches .....	13	Self Store .....	27-29
Butterfly Tables .....	14-16	Locks.....	30
Quickship Items .....	17		

## TABLES

Addison Single.....	31	Broadway Leg .....	43
Advance Single .....	31	Brooklyn Single .....	44
Albany .....	32	Brookville .....	44
Arts & Crafts .....	32	Brookville Pub .....	45
Arts & Crafts Cabinet.....	33	Burlington Single.....	45
Arts & Crafts Pub .....	33	Cambridge .....	47
Arts & Crafts Trestle .....	34	Canterbury Leg .....	48
Avery Trestle .....	35	Carson Single .....	49
Barrington Double .....	35	Chancellor Double .....	50
Barrington Single.....	36	Chancellor Single .....	51
Bassett Cabinet .....	36	Chesapeake Trestle.....	51
Baytown Double.....	37	Cheyenne Leg .....	52
Baytown Single.....	38	Colebrook .....	54
Berkshire .....	39	Columbus Trestle.....	55
Brady Leg.....	40	Dallas Trestle .....	57
Bridgeport .....	41	Dayton Leg.....	57
		Denver Leg.....	58

# TABLE OF CONTENTS (continued)

Dover Leg . . . . .	60	Lexington Leg Mini . . . . .	84
Dutch Double . . . . .	61	Lexington Single . . . . .	86
Easton Single . . . . .	61	Lexington Single Mini . . . . .	86
El Dorado Trestle . . . . .	62	Lexington Cabinet . . . . .	88
El Paso Trestle . . . . .	64	Lexington Trestle . . . . .	88
Ethan . . . . .	65	Lifestyle Trestle . . . . .	89
Fremont Trestle . . . . .	65	Logan Trestle . . . . .	90
Fulton Trestle . . . . .	66	Madison Pub . . . . .	91
Galena Trestle . . . . .	67	Mankato Trestle . . . . .	91
Hampton . . . . .	68	Mansfield . . . . .	92
Hampton Leg . . . . .	69	McCoy . . . . .	93
Harrison Double . . . . .	70	Mission Leg . . . . .	94
Harrison Single . . . . .	70	Mission Trestle . . . . .	94
Hartford Trestle . . . . .	71	Naperville Trestle . . . . .	95
Harvest Leg . . . . .	72	Nashville Trestle . . . . .	96
Heidi Cabinet . . . . .	73	Newbury . . . . .	97
Heidi Leg . . . . .	74	Olde Century Mission . . . . .	98
Imperial Single . . . . .	75	Orewood Trestle . . . . .	100
Imperial Double . . . . .	76	Oxford Double . . . . .	100
Imperial Single Pub . . . . .	76	Pagosa Trestle . . . . .	101
Jamestown . . . . .	78	Paris Trestle . . . . .	101
Kingsbury Mission Trestle . . . . .	78	Portland Single . . . . .	102
Kingsley Single . . . . .	79	Preston Double . . . . .	103
Knoxville Trestle . . . . .	80	Preston Single . . . . .	103
Lamesa Trestle . . . . .	80	Ravena Trestle . . . . .	104
Laporte Trestle . . . . .	81	Reno Trestle . . . . .	105
Laredo Trestle . . . . .	82	Richland Trestle . . . . .	106
Laurie's . . . . .	83	Ridgecrest . . . . .	107
Lexington Leg . . . . .	84	Ridgewood . . . . .	107




# TABLE OF CONTENTS (continued)

Rio Vista Trestle . . . . .	108	Traditional Leg . . . . .	117
Santa Fe Leg . . . . .	110	Traditional Pub . . . . .	117
Saratoga Trestle . . . . .	111	Traditional Scallop . . . . .	118
Saratoga Single . . . . .	112	Traditional Single . . . . .	118
Savannah Single . . . . .	112	Tulsa Cabinet . . . . .	119
Shelby Trestle . . . . .	113	Vancouver Trestle . . . . .	120
Sheridan Trestle . . . . .	114	Wabash Barrel . . . . .	121
Sierra . . . . .	115	Wellington Trestle . . . . .	122
Stanwood . . . . .	116	Westin . . . . .	123
Traditional Double . . . . .	116	Xavier Trestle . . . . .	123

## **BENCHES**

Arts & Crafts Bench . . . . .	34	Heidi Bench . . . . .	75
Bridgeport Bench . . . . .	41	Laporte Bench . . . . .	81
Broadway Bench . . . . .	43	Laredo Bench . . . . .	83
Cambridge Bench . . . . .	47	Lexington Bench . . . . .	89
Canterbury Bench . . . . .	49	Lifestyle Bench . . . . .	90
Chesapeake Bench . . . . .	52	Mankato Bench . . . . .	92
Cheyenne Bench . . . . .	53	McCoy Bench . . . . .	93
Colebrook Bench . . . . .	53	Mission Bench . . . . .	95
Columbus Bench . . . . .	56	Newbury Bench . . . . .	96
Denver Bench . . . . .	59	Olde Century Bench . . . . .	98
El Dorado Bench . . . . .	63	Paris Bench . . . . .	102
El Paso Bench . . . . .	63	Reno Bench . . . . .	104
Galena Bench . . . . .	68	Rio Vista Bench . . . . .	109
Hampton Bench . . . . .	69	Santa Fe Bench . . . . .	109
Harvest Bench . . . . .	72	Sheridan Bench . . . . .	115
		Xavier Bench . . . . .	123



# NEW PRODUCTS FOR 2023



Avery Trestle



Lexington Leg Mini



Lexington Single Mini



Logan Trestle



Portland Single



Shelby Trestle



Wabash Barrel



Cheyenne Bench



Columbus Bench



Laporte Bench



Santa Fe Bench

# DISCONTINUED PRODUCTS



Granby Leg



Mason Single



McKenzie Single




Timber Ridge Bench



Timber Ridge Trestle

# WOOD & HUMIDITY

The photos below are examples of what can happen to a table with humidity changes. This is not a defect, it is the result of natural movement in wood. Please see page 23 for more information regarding wood movement.



*The photo above is the result of too low humidity, creating a gap at the ends of the joints. If the humidity is too high, the table will gap at the center of the joints.*



# SINGLE PEDESTAL TABLES



Addison Single



Advance Single



Albany



Barrington Single



Baytown Single



Brooklyn Single



Burlington Single



Carson Single



Chancellor Single



Easton Single



Harrison Single



Kingsley Single



Lexington Single



Lexington Single Mini



Portland Single



Preston Single



Ridgewood



Saratoga Single



Savannah Single



Traditional Pub



Traditional Single



Wabash Barrel



Westin

# DOUBLE PEDESTAL TABLES



Barrington Double



Baytown Double



Chancellor Double



Dutch Double



Harrison Double



Oxford Double



Preston Double



Traditional Double



Traditional Scallop





# LEG TABLES



Berkshire



Brady Leg



Broadway Leg



Canterbury Leg



Cheyenne



Dayton Leg



Denver Leg



Dover Leg



Ethan



Hampton Leg



Harvest Leg



Heidi Leg



Laurie's



Lexington Leg



Lexington Leg Mini



Madison Pub



Mansfield



Mission Leg



Newbury



Santa Fe Leg



Stanwood



Traditional Leg

# TRESTLE TABLES



Arts & Crafts Trestle



Avery Trestle



Bridgeport



Cambridge



Chesapeake



Colebrook



Columbus Trestle



Dallas



El Dorado



El Paso Trestle



Fremont Trestle



Fulton Trestle



Galena Trestle



Hampton



Hartford Trestle



Jamestown



Kingsbury Mission



Knoxville Trestle



Lamesa Trestle



Laporte Trestle



Laredo Trestle



Lexington Trestle



Lifestyle Trestle



Logan Trestle



Mankato Trestle



McCoy



Mission Trestle



Naperville Trestle



Nashville Trestle



Olde Century Mission



Orewood Trestle



Pagosa Trestle



Paris Trestle



Ravena Trestle



Reno Trestle



Richland Trestle



Rio Vista Trestle



Saratoga Trestle



Shelby Trestle



Sheridan Trestle



Sierra



Vancouver



Wellington Trestle



Xavier Trestle

# STATIONARY BASE TABLES



Arts & Crafts



Arts & Crafts Pub



Brookville



Brookville Pub



Imperial Double



Imperial Single



Imperial Single Pub



Ridgecrest

# CABINET BASE TABLES



Arts & Crafts Cabinet



Bassett Cabinet



Heidi Cabinet



Lexington Cabinet



Tulsa Cabinet

# BENCHES



Arts & Crafts Bench



Bridgeport Bench



Broadway Bench



Cambridge Bench



Canterbury Bench



Chesapeake Bench



Cheyenne Bench



Colebrook Bench



Columbus Bench



Denver Bench



El Dorado Bench



El Paso Bench



Galena Bench



Hampton Bench



Harvest Bench



Heidi Bench



Laporte Bench



Laredo Bench



Lexington Bench



Lifestyle Bench



Mankato Bench



McCoy Bench



Mission Bench



Newbury Bench



Olde Century Bench



Paris Bench



Reno Bench



Rio Vista Bench



Santa Fe Bench



Sheridan Bench



Xavier Bench



# BUTTERFLY LEAF TABLES

## LEG TABLES

- For pricing on butterfly leaf tables, see page 4 of price list
- Leg tables available with only one 18" butterfly leaf
- 42" is minimum width for butterfly leaf table
- Not available with 4" Clip Corner top shape
- Butterfly leaf tables are not available in custom widths
- Maximum leaf width is 18"



Broadway Leg



Canterbury Leg



Denver Leg



Heidi Leg



Madison Pub



Mansfield



Mission Leg



Newbury



Traditional Leg

## CABINET BASE TABLES

- Cabinet base tables are standard with 1-18" butterfly leaf
- Cabinet base tables are not available with 2 butterfly leaves



Arts & Crafts  
Cabinet



Bassett Cabinet



Heidi Cabinet



Lexington Cabinet



# BUTTERFLY LEAF TABLES

## TRESTLE TABLES

- For pricing on butterfly leaf tables, see page 4 of price list
- See page 24 for close-up view of a Butterfly Table
- 42" x 60" & 48" x 60" 1-18" butterfly leaf only due to short base
- 42" x 66", 42" x 72", 48" x 66", & 48" x 72" available with one or two 18" butterfly leaves
- 42" is minimum width for butterfly leaf table
- Butterfly leaf tables are not available in custom widths
- Maximum leaf width is 18"



Arts & Crafts Trestle



Cambridge



Colebrook



Fremont Trestle



Galena Trestle



Jamestown



Kingsbury Mission



Lexington Trestle



McCoy



Mission Trestle



Naperville Trestle



Nashville Trestle



Olde Century Mission



Ravena Trestle



Reno Trestle



Richland Trestle



Sierra



Vancouver Trestle



# BUTTERFLY LEAF TABLES

## SINGLE PEDESTAL TABLES

- For pricing on butterfly leaf tables, see page 4 of price list
- Single pedestal tables available with only one 18" butterfly leaf
- Only available in 48" and 54" round
- Not available in custom sizes
- Only available in 18" leaf
- Only available with 1" thick top
- Leaf skirts not available



Albany



Arts & Crafts



Arts & Crafts Pub



Baytown Single



Brookville



Brookville Pub



Carson Single



Chancellor Single



Easton Single



Harrison Single



Imperial Single



Imperial Single Pub



Lexington Single



Portland Single



Preston Single



Ridgewood



Savannah Single



Traditional Single



# QUICKSHIP ITEMS

- These items are available in Quickship
- *NOTE: the edge, shape and S/S options cannot be changed on Quickship items*
- We reserve the right to remove any item from the Quickship program without prior written notice



Baytown Single  
42" Round, 2 leaf  
Brown Maple



Burlington Single  
60" Round Solid Top  
Brown Maple or  
Rustic Cherry



Columbus Trestle  
42"x72", 2 leaf, S/S  
Rough Sawn  
Wormy Maple



Denver Leg  
42"x72", 2 leaf, S/S  
Oak



Dover Leg  
36"x48", 2 leaf, S/S  
Oak or Brown Maple



El Paso Bench  
80", 2 leaf  
Rough Sawn  
Wormy Maple



El Paso Trestle  
48"x80", 2 leaf  
Rough Sawn  
Wormy Maple



Galena Trestle  
42"x72", 2 leaf, S/S  
48"x72", 4 leaf, S/S  
QSWO



Imperial Single  
48" Round, 2 leaf  
Brown Maple



Lexington Leg  
42"x72", 2 leaf, S/S  
Brown Maple



Lexington Single  
54" Round, 2 leaf  
Brown Maple



Newbury Leg  
42"x60", 2 leaf, S/S  
Brown Maple



Sheridan Trestle  
36"x54", 2 leaf, S/S  
Oak



Xavier Bench  
84" Solid Top  
Rustic Walnut



Xavier Trestle  
42"x84" Solid Top  
Rustic Walnut





# COLLECTIONS



Baytown Double - Pg. 37



Baytown Single - Pg. 38



Berkshire - Pg. 39



Bridgeport - Pg. 42



Burlington Single - Pg. 46



Canterbury Leg - Pg. 48



Chancellor Double - Pg. 50



Colebrook - Pg. 54



# COLLECTIONS



Columbus Trestle - Pg. 55



Denver Leg - Pg. 58



Dover Leg - Pg. 60



El Dorado Trestle - Pg. 62



El Paso Trestle - Pg. 64



Galena Trestle - Pg. 67



Heidi Cabinet - Pg. 73



Heidi Leg - Pg. 74



# COLLECTIONS



Imperial Double - Pg. 77



Kingsley Single - Pg. 79



Laredo Trestle - Pg. 82




Lexington Leg - Pg. 85



Lexington Single - Pg. 87



Newbury - Pg. 97



Orewood Trestle - Pg. 99



Reno Trestle - Pg. 105



# COLLECTIONS



Rio Vista Trestle - Pg. 108



Santa Fe Leg - Pg. 110



Saratoga Trestle - Pg. 111



Sheridan Trestle - Pg. 114



Tulsa Cabinet - Pg. 119



Wellington Trestle - Pg. 122



Xavier Trestle - Pg. 124



# EXCELLENT SELLERS



Arts & Crafts



Baytown Double



Baytown Single



Broadway Leg



Brookville



Burlington Single



Canterbury Leg



Colebrook Trestle



Denver Leg



Dover Leg



El Paso Trestle



Ethan Leg



Galena Trestle



Heidi Leg



Imperial Double



Imperial Single



Lexington Leg



Lexington Single



Mission Trestle



Newbury



Olde Century Mission




Saratoga Trestle



Sheridan Trestle



Traditional Single



Xavier Trestle

## THE NATURE OF WOOD

Wood is a product of nature and therefore acts in ways beyond human control. All hardwood has variation in its color and grain. These wood characteristics will put their own unique touch to each piece of solid wood furniture. Even though we go through the same building process, no two pieces will be exactly the same. Wood color can vary a lot depending on stain selection.

Most hardwoods are open grained, causing solid wood furniture to expand and contract with changes in temperature and humidity, even after protective finishes have been applied. These temperature changes may cause the wood to crack or have surface checks. This is not abnormal and these are not considered as flaws, but rather

nature's "beauty marks" which make each piece manufactured at West Point Woodworking a truly unique piece of furniture.

Indoor humidity should be kept in the 35-40% range to minimize these effects. Solid wood should be kept away from direct sources of heating and cooling and should not be stored in attics or basements. Direct sunlight and fluorescent fixtures that contain ultraviolet rays can cause chemical changes in wood and finish and therefore should be avoided.

When cared for properly your solid wood furniture will become a piece of timeless beauty, one that will be treasured for generations.

## ORDERING INFORMATION

To avoid delays in production and unnecessary phone calls, please provide the following information on all table orders.

1. QUANTITY
2. STYLE
3. SIZE
4. LEAVES: with skirts or without skirts
5. SHAPE OF TOP: if options are available
6. EDGE STYLE: if the shape of top or edge is not specified, we will proceed with the standard specs for that style
7. BASE STYLE: single pedestal, double pedestal, leg
8. FEET STYLE: if options are available
9. SELF STORE: if available
10. WOOD SPECIE
11. STAIN COLOR: if available at time of order
12. YOUR PURCHASE ORDER NUMBER
13. CUSTOMER NAME
14. YOUR FINISHER...so we know where to ship your tables!

*Thank You!*

## WARRANTY POLICY

At West Point Woodworking we are pleased that you have chosen to invest in hardwood furniture. Our tables are built entirely out of hardwoods from the top to bottom. You will not find any particle board or veneers, with the exception of some parts of the cabinet base. We use some plywood in places where it would not be practical to use solid hardwoods due to expansion and contraction of solid wood. We offer a two year warranty on workmanship, materials, and construction methods. If a defect is found in the first two years of when the table was built, and the table has not been abused or improperly cared for, we will repair the table at no cost. If the table has been damaged due to improper care we can still repair the table and will do so at a reasonable fee (usually \$60 or less depending on damage).

Always keep in mind that wood is a natural product and can expand or contract under certain humidity conditions. When the humidity is too high (above 50%) you may see some gaps between the leaves toward the center of the table. If the humidity level drops below 35% you may notice a little gap between the leaves towards the outer edge of the leaves. Most of the time this is nothing to be alarmed about and you may see the table go through this as the seasons change, especially if the house is not humidity controlled. If there is enough expansion or contraction in the table top to actually cause the wood to split, we will repair the table in the first two years unless it was improperly cared for. Finishing and shipping back and forth for repairs is not included in the warranty. If the table splits after two years from the manufacturing date, there will be a minimum charge of \$35 to repair the table and send it to the finish shop. Finishing cost will have to be negotiated between the retail store and the finisher.



# ATTENTION TO DETAILS

West Point Woodworking pays attention to special details. Quality and details are important to us. Quality standards are established to ensure trouble free service. Each table is made-to-order and our craftsmen will follow your specifications from start to finish.



Each table is assigned a serial number for tracking purposes should any questions or problems arise.



V-grooved corner block assembly and two bolt leg attachments are part of the quality construction of our tables.



Quarter Sawn is created by using a different sawing technique to expose the different grains in the wood bringing out the flakes that remind us of family heirlooms.



Self-storing tables are designed to conveniently store extra leaves. Quality gear slides are used to help you open your table easily.



Butterfly leaf table option. See pages 14 and 15 for available styles.



# OPTIONS

## TABLE EDGE DESIGNS



Roundover ( $\frac{5}{8}$ " )



Bevel



Mission ( $\frac{1}{8}$ " Roundover)



Chamfer

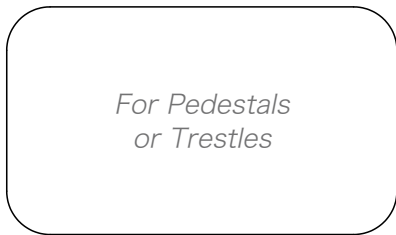


Ogee



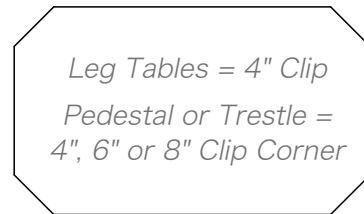
Waterfall

## TABLE TOP OPTIONS



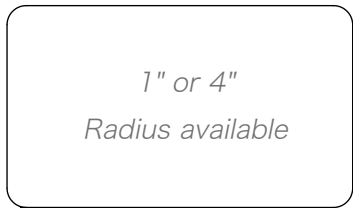
*For Pedestals  
or Trestles*

8"  
SQUARE  
ROUND



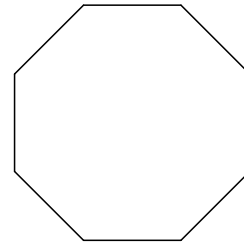
*Leg Tables = 4" Clip  
Pedestal or Trestle =  
4", 6" or 8" Clip Corner*

CLIPPED  
CORNERS



*1" or 4"  
Radius available*

RADIUS  
CORNER




OCTAGON



*Not Available  
on Leg Tables*

OVAL



RECTANGLE




*Not Available  
on Leg Tables*


BANQUET



BOW  
END



ROUND



BOAT

# INFORMATION

## INTERNET POLICY

We require a minimum markup on the **West Point Finished Wholesale price list**. Please see our pricelist for more details.

We firmly believe that the products we are building are far superior to many of the imports and other cheap lines of furniture that are on the market today, and by selling at too low price devalues this level of craftsmanship.

We are pleased that you have chosen to represent our 100% American made products and ask that you promote these products with confidence and truly believe in the product and sell it for what it is worth.

**Steve Raber**  
Owner



## CARE OF SOLID WOOD TABLES

If cared for properly your solid hardwood table can give you a lifetime of service and beauty. Here are several care tips that will enhance your solid hardwood table investment:

- Place your table away from radiators, fireplaces, and heating ducts.
- Position table out of direct sunlight or adjust blinds to avoid hour after hour of direct sunlight.
- Control humidity to 40%–45%. In winter use a humidifier, in summer use a dehumidifier or air conditioner.
- Use coasters with non-scratching bottoms.
- Use padding under all sharp, hot, or cold objects.
- Store table leaves in close proximity to table or in the same humidity, avoid storing leaves in damp basements where the leaves may swell.
- Avoid using nail polish remover, alcohol, and other solvents near or on table.

## ROUTINE CLEANING AND CARE

**DUST CAREFULLY** with a soft cloth, following the grain pattern of the wood. Use an old T-shirt, baby diaper or cheesecloth that has been laundered to remove the sizing.

**DUST OFTEN** to remove everyday abrasive particles from wood surfaces.

**CONSIDER CLEANING** with a mild nonalkaline soap and water. Use the suds in a damp sponge or cloth, but be sure to pre-test the solution on an out-of-sight section to make sure it doesn't damage the finish. Dry immediately with a soft cloth and buff lightly, following the grain.

**DON'T WAX** or use any polish that contains any silicones! Catalyzed heat and moisture resistant finishes don't need additional polish, but if you want to use a polish we recommend Guardsman Furniture Polish.

## REAL OR IMITATION?

Not sure if you're buying solid hardwood or a chip imitation? A check point is the glue joints. Put your finger on a glue joint and trace it along the top of the surface, over the edge, and to the underside. If the line disappears it's probably an imitation. Solid hardwood joints on the other hand can be traced across the top, the side and the underside.

# SELF STORE

*Please refer to price list first to see if any specific self-store rules apply to that table style. If no additional info is listed, you may use this page as a general guide. Please note that custom sizes and changing the top shape can affect self-store capabilities. Tops must be 12" longer than width in order to self-store.* In an effort to clear up some confusion that can go with self storing tables, we are providing a general list of table sizes, shape and styles where self storing works or does not work. Always keep in mind when you are selling a table and self storing is requested, there are two major factors in self storing:

- 1) pedestal or trestle base mounting plate size and spacing
- 2) the length of the table slide required to accommodate the amount of leaves needed for the table.

Here is one example of a very common size table that gets ordered self store, but it cannot self store four leaves: 42" x 66" OVAL, 4 leaves. Most people have a tendency to think that the three leaf version can self store all three of the leaves, so it shouldn't be a problem to store four leaves on a four leaf table, however this does not work because for a four leaf table, our slide is 12" longer than on a three leaf table, which forces us to move the slides closer together so they fit between the table skirts. Then there is not enough space between the slides to store more than two leaves.

## GENERAL INFORMATION

### TRESTLE TABLES WITH RECTANGLE OR BOW END TOPS

- 42" x 60" stores up to 4 leaves, ALL unskirted
- 42" x 66" and 42" x 72" stores up to 4 leaves, 2 with skirts, 2 without
- 48" x 60" stores up to 4 leaves, 2 with skirts, 2 without
- 48" x 66" and 48" x 72" stores up to 4 leaves, ALL unskirted

### TRESTLE TABLES WITH BOAT SHAPE TOPS

- 42" x 60" – 1, 2, 3 and 4 leaf tables can only self store 2 leaves BOTH without skirts
- 42" x 66" and 42" x 72" – 1, 2, 3 and 4 leaf tables can only self store 2 leaves, 1 with skirt, 1 without. If a 2, 3, or 4 leaf table is ordered with self store, the last leaf will be unskirted.
- 48" x 60" stores up to 4 leaves, 2 with skirt, 2 without
- 48" x 66" and 48" x 72" stores up to 4 leaves, ALL unskirted

### DOUBLE PEDESTAL TABLES WITH RECTANGLE, BOW END, AND SQUARE ROUND TOPS

- Any 42" or 48" wide table can self store up to 4 leaves, 2 with skirt, 2 without.

**\*\*NOTE: SQUARE OR ROUND TABLES CANNOT SELF STORE ANY LEAVES!**

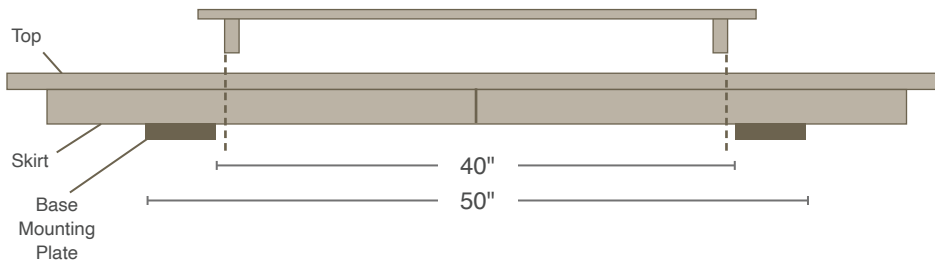
### DOUBLE PEDESTAL TABLES WITH OVAL AND BANQUET TOPS

- 42" x 54" stores up to 2 leaves, 1 with skirt, 1 without
- 48" x 54" – 48" w leaf does not fit inside of a 54" long oval top
- 42" x 60" – 1, 2 and 3 leaf oval tables store 2 leaves, 1 with skirt, 1 without
- 42" x 60" – 1, 2 and 3 leaf banquet tables store 2 skirted leaves
- 42" x 60" – 4 leaf table cannot store any leaves
- 42" x 66" – 1, 2 and 3 leaf tables store up to 3 leaves, 2 with skirts, 1 without
- 42" x 66" – 4 leaf table can store 2 leaves, 1 with skirt and 1 without.
- 42" x 72" – 1, 2 and 3 leaf tables store up to 3 leaves, 2 with skirts, 1 without
- 42" x 72" – 4 leaf oval table can only store 2 leaves, 1 with skirt, 1 without
- 42" x 72" – 4 leaf banquet table can store up to 4 leaves, 2 with skirts, 2 without
- 48" x 60" – 1, 2, and 3 leaf tables can only store 2 leaves, 1 with skirt, 1 without
- 48" x 60" – 4 leaf table cannot store any leaves
- 48" x 66" – 1, 2, and 3 leaf tables store up to 3 leaves, 2 with skirts, 1 without
- 48" x 66" – 4 leaf table can only store 2 leaves, 1 with skirt, 1 without
- 48" x 72" self stores up to 4 leaves, 2 with skirts, 2 without

# SELF STORE

## TRESTLE TABLES

**42" Leaf (Skirts fit between plates)**

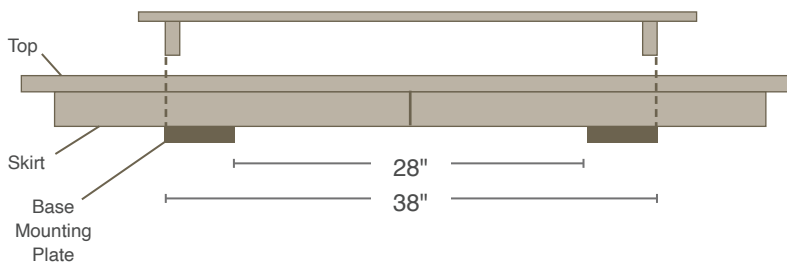


SIDE VIEW OF:

42" x 66" and 42" x 72"  
Trestle Table

- Can store up to 4 leaves,  
2 with skirt, 2 without

**42" Leaf (Skirts come on top of the plates)**

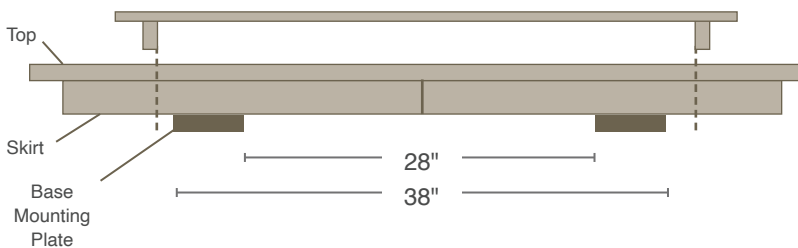


SIDE VIEW OF:

42" x 60" Trestle Table

- Can store up to 4 leaves,  
ALL unskirted

**48" Leaf (Skirts go on the outside of the plates)**

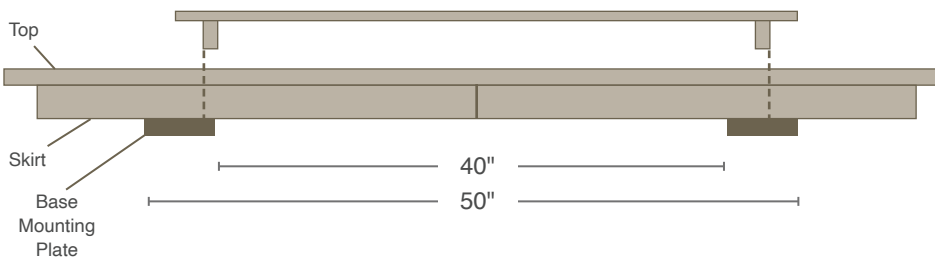


SIDE VIEW OF:

48" x 60" Trestle Table

- Can store up to 4 leaves,  
2 with skirt, 2 without

**48" Leaf (Skirts come on top of the plates)**



SIDE VIEW OF:

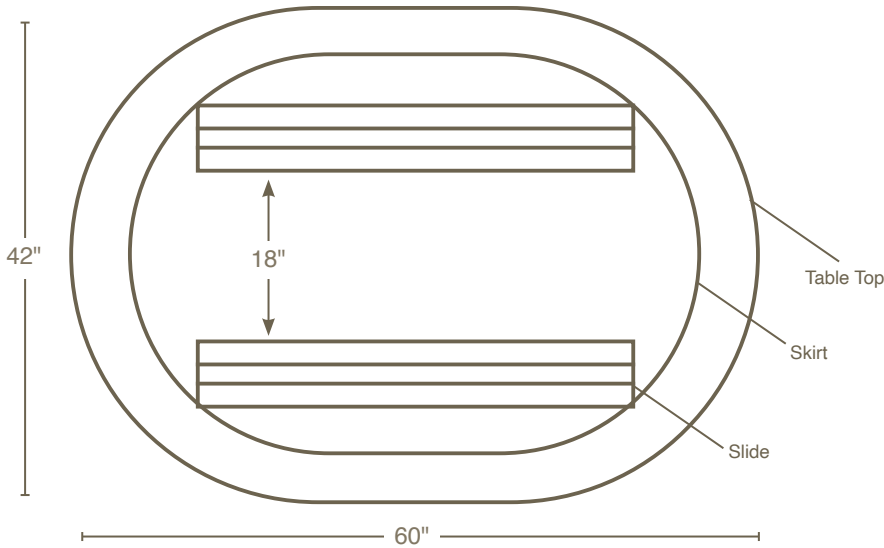
48" x 66" and 48" x 72"  
Trestle Table

- Can store up to 4 leaves,  
ALL unskirted

# SELF STORE

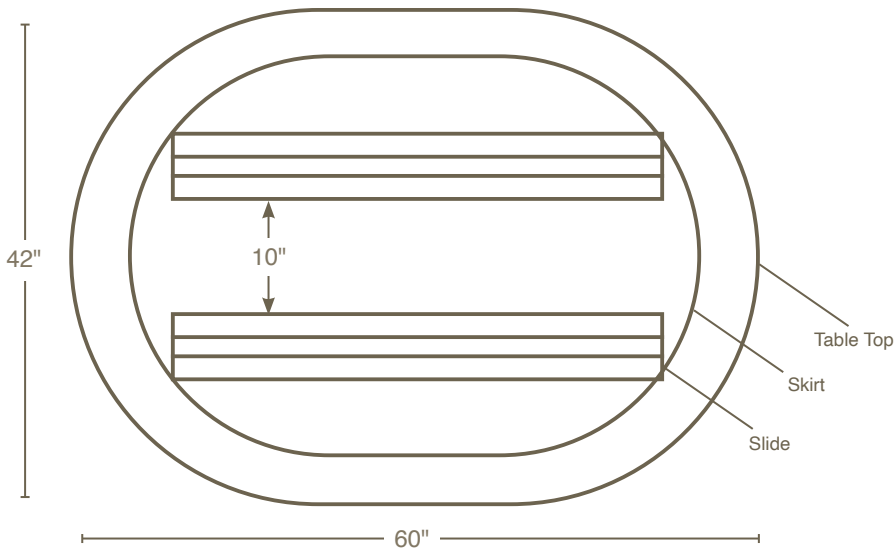
Here are two examples of oval tables that can or cannot self store.

## BOTTOM VIEW OF TABLE:



### 42" X 60" – 3 LEAVES.

Only 1 leaf fits between the slides, so table can only store 2 leaves. 1 leaf on top of the other, 1 with skirt, 1 without.



### 42" X 60" –4 LEAVES.

Tables slide is 50" long and the table is only 60" long and with the oval shape it pushes the slides in so that there is only 10" max between the slides, therefore this table CANNOT store any of the 4 leaves.

The drawings above hold true for 42" x 66" 3 and 4 leaf tables as far as the length of the slides, however a 42" x 66" 3 leaf double pedestal table has enough space between the slide to store 2 leaves side by side and 1 on top, 2 with skirts, 1 without.

When a 4 leaf slide is used on a 42" x 66" 4 leaf table the slides have to be moved in because of the oval shape which then will only allow 18"

between the slides, therefore this table can only store 2 leaves, 1 with skirt, 1 without. The 2 leaves that cannot store will be skirted.

There are more examples that could be shown here, but we hope our efforts to list the basic "rules" of self storing will help our dealers and their customers to understand why some tables self store leaves and others do not.



## LOCKS

**Leverlocks:** All tables are standard with a leverlock in the center of the table, however ANY table that is ordered with the self store feature will not have a leverlock unless it is special ordered. The lock is removed so that the “catch” part of the lock does not scratch the leaves as they are being put in the self store position.

**Leaf Locks:** We use a spring lock. These locks are user friendly and adjust well to any movement that will occur naturally with wood products.

**Not standard.**

**PLEASE NOTE:** If self storing and leaf locks are options that your customer is requesting, we highly recommend that they decide which of the 2 options is the most important to them. On certain models of tables, the locks will be right on the plate which takes away space to store 2 leaves on top of each other. As a manufacturer of tables we do not recommend any type of leaf lock, as it is just another piece of hardware that can scratch your beautiful hardwood table.

## RUSTIC WOODS

When ordering Rustic Wood tables, please be aware that these tables come standard with filled knots on the table top. We make no guarantees of the size, quantity, or type of knots that a table has. If you want open knots, please specify.



Small Open Knot



Small Knot with Black Epoxy



Large Open Knot



Medium Open Knot



Medium Knot with Black Epoxy



Live Edge Tops will have Filled Knots

# ADDISON SINGLE

- 1" Round or Oval top with Mission edge is standard
- Base standard as shown (with levelers)
- Available in Oak, Cherry, Quarter Sawn White Oak & Brown Maple
- Floor to bottom of skirt 26½"
- Shown in QSWO with FC-42633 Manchester stain  
*(Note: Actual color may vary from picture)*

## AVAILABLE SIZES:

- 30" x 42" Oval
- 36" x 36" Round

Up to 2-10" Leaves



# ADVANCE SINGLE

- 1" Round or Oval top with Mission edge is standard
- Base standard as shown (with levelers)
- Available in Oak, Cherry, Quarter Sawn White Oak & Brown Maple
- Floor to bottom of skirt 26½"
- Shown in Oak with FC-9018 Lite Asbury stain  
*(Note: Actual color may vary from picture)*

## AVAILABLE SIZES:

- 30" x 42" Oval
- 36" x 36" Round

Up to 2-10" Leaves



# ALBANY

- 1" round top is standard
- Ogee edge is standard
- Base standard as shown with levelers
- Available in Oak, Cherry, Quarter Sawn White Oak & Brown Maple
- Floor to bottom of skirt 26½"
- 42" round not recommended due to base size

## AVAILABLE SIZES:

- 48" x 48" Round
- 54" x 54" Round
- 60" x 60" Round

Up to 2-12" Leaves or  
1-18" Butterfly Leaf  
(BF N/A on 60x60)



# ARTS & CRAFTS

- 1" round top is standard
- Bevel edge is standard
- Levelers standard
- Available in Oak, Cherry, Quarter Sawn White Oak & Brown Maple
- Floor to bottom of skirt 26½"
- Shown with optional Lazy Susan

## AVAILABLE SIZES:

- 48" x 48" Round
- 54" x 54" Round
- 60" x 60" Round

Up to 2-12" Leaves or  
1-18" Butterfly Leaf  
(BF N/A on 60x60)

- 72" x 72" Round  
Round Solid Top Only





# ARTS & CRAFTS CABINET

- 1" bow end top is standard
- Bevel edge is standard
- Standard with 1-18" Butterfly leaf
- Available in Oak, Cherry, Quarter Sawn White Oak & Brown Maple

- Cabinet base is 26½" w x 24" d
- 36" high is standard. Also available in 30" & 42" h (30" h only has 2 drawers)
- D925-BL Hardware is standard
- Floor to bottom of skirt 32½"
- Not available with Round top



## AVAILABLE SIZES:

- 42" x 42"
- 42" x 48"
- 42" x 54"
- 48" x 48"
- 48" x 54"

With Solid Top,  
1-12" Leaf, or  
1-18" Butterfly Leaf



# ARTS & CRAFTS PUB

- 1" round top is standard
- Bevel edge is standard
- Levelers standard
- Available in Oak, Cherry, Quarter Sawn White Oak & Brown Maple
- Floor to bottom of skirt 32½"

## AVAILABLE SIZES:

- 48" x 48" Round
- 54" x 54" Round
- 60" x 60" Round

Up to 2-12" Leaves or  
1-18" Butterfly Leaf  
(BF N/A on 60x60)



# ARTS & CRAFTS TRESTLE

- 1" top with Bevel edge is standard
- Banquet style top standard—also available in rectangle top (please specify)
- Trestle base - 26" wide
- Available in Oak, Cherry, Quarter Sawn White Oak & Brown Maple
- Floor to bottom of skirt 26½"



## AVAILABLE SIZES:

- 42" x 60"
- 42" x 66"
- 42" x 72"
- 48" x 60"
- 48" x 66"
- 48" x 72"

Up to 4-12" Leaves  
or 1-18" Butterfly Leaf  
or 2-18" Butterfly  
Leaves (2 BF N/A on  
42x60 & 48x60)

# ARTS & CRAFTS BENCH

- 1" top with Mission edge
- 18" high
- Leaf storage box to store all 4 leaves
- Available in Oak, Cherry, Quarter Sawn White Oak & Brown Maple



## AVAILABLE SIZES:

- 12 ½" x 48"
- 12 ½" x 60"
- 12 ½" x 72"

Solid Top or  
up to 4-12" Leaves



# AVERY TRESTLE

- 1¼" Semi-Boat top with Bevel edge is standard
- Base standard as shown (has levelers)
- Available in Oak, Cherry, Quarter Sawn White Oak & Brown Maple
- Floor to bottom of skirt 26½"
- Shown in Brown Maple with FC-50240 Carbon top & FC-11047 Ebony base  
(Note: Actual color may vary from picture)



## AVAILABLE SIZES:

- 42" x 72"
- 48" x 72"

Up to 4-12" Leaves



# BARRINGTON DOUBLE

- 1¼" rectangle top with 1" radius corner & Mission edge
- Base standard as shown (has levelers)
- Available in Oak, Cherry, Brown Maple & Quarter Sawn White Oak
- Floor to bottom of skirt 26½"

## AVAILABLE SIZES:

- 42" x 72"
- 48" x 72"

Up to 4-12" Leaves



# BARRINGTON SINGLE

- 1¼" round top with Mission edge
- Base standard as shown (has levelers)
- 42" Round not recommended due to base size
- Available in Oak, Cherry, Brown Maple & Quarter Sawn White Oak
- Floor to bottom of skirt 26½"



## AVAILABLE SIZES:

- 48" x 48" Round
- 54" x 54" Round
- 60" x 60" Round

Up to 2-12" Leaves

# BASSETT CABINET

- 1" top with 6" clip corner and Mission edge
- Standard with 1-18" Butterfly leaf
- Available in Oak, Cherry, Quarter Sawn White Oak & Brown Maple
- Cabinet base is 25½" w x 23½" d (No options on cabinet size)
- 36" high is standard. Also available in 30" & 42" h (30" h has no drawer)
- 1586-ORB hardware is standard
- Floor to bottom of skirt 32½"
- Not available with Round top



## AVAILABLE SIZES:

- 42" x 42"
- 42" x 48"
- 42" x 54"
- 48" x 48"
- 48" x 54"

With Solid Top,  
1-12" Leaf, or  
1-18" Butterfly Leaf

# BAYTOWN DOUBLE

- 1" bow end top is standard
- Waterfall edge standard
- 2½" straight skirt
- Base standard as shown with levelers
- Available in Oak, Cherry, Quarter Sawn White Oak & Brown Maple
- Floor to bottom of skirt 26½"



## AVAILABLE SIZES:

- 42" x 60"
- 42" x 66"
- 42" x 72"
- 48" x 60"
- 48" x 66"
- 48" x 72"

Up to 4-12" Leaves

*Shown in Brown Maple with FC-42000 Almond stain.*

*Shown with Artisan Curry Chairs*

*(Note: Actual color may vary from picture)*





# BAYTOWN SINGLE

- 1" round top with Waterfall edge is standard
- Also available in oval top
- Base standard as shown with levelers
- Available in Oak, Cherry, Quarter Sawn White Oak & Brown Maple
- Floor to bottom of skirt 26½"

## AVAILABLE SIZES:

- 42" x 42" Round
- 48" x 48" Round
- 54" x 54" Round
- Up to 2-12" Leaves,  
or 1-18" Butterfly Leaf  
(BF N/A on 42x42)
  
- 36" x 48" Oval
- 42" x 54" Oval
- Up to 2 Leaves  
(BF N/A)



*Shown in Brown Maple  
with FC-48015 Sandstone stain.  
Shown with FN Maverick Chairs.*

*(Note: Actual color may vary from picture)*





# BERKSHIRE

- 1¼" thick smooth top with Mission edge and 1" corner radius is standard
- 4½" leg standard as shown, optional reeded leg
- 3½" straight skirt
- Available in Oak, Cherry, Quarter Sawn White Oak & Brown Maple
- Floor to bottom of skirt 25½"
- Recommended chair: Berkshire from Artisan Chairs



## AVAILABLE SIZES:

- 42" x 60"
- 42" x 66"
- 42" x 72"
- 48" x 60"
- 48" x 66"
- 48" x 72"

Up to 4-12" Leaves



Berkshire Reeded Leg

*Shown in Brown Maple with Coffee stain.  
Shown with Artisan Berkshire Reeded Leg Chairs.  
(Note: Actual color may vary from picture)*





# BRADY LEG

- 1" round top with Mission edge is standard
- Legs standard as shown (no options)
- Available in Oak, Cherry, Quarter Sawn White Oak & Brown Maple
- Floor to bottom of skirt 26½"
- Not available in pub height

## AVAILABLE SIZES:

- 42" x 42" Round
- 48" x 48" Round
- 54" x 54" Round

Up to 2-12" Leaves



# BRIDGEPORT

- 1" rectangle top with reverse Chamfer edge is standard
- 3" skirt with Chamfer edge on bottom of skirt
- No gap cover (not available)
- Base standard as shown with levelers
- Available in Oak, Cherry, Quarter Sawn White Oak & Brown Maple
- Floor to bottom of skirt 26"

## AVAILABLE SIZES:

- 42" x 60"
- 42" x 66"
- 42" x 72"
- 48" x 60"
- 48" x 66"
- 48" x 72"

Up to 4-12" Leaves



# BRIDGEPORT BENCH

- 1" top with Mission edge
- 18" high
- Leaf storage box to store all 4 leaves
- Available in Oak, Cherry, Quarter Sawn White Oak & Brown Maple

## AVAILABLE SIZES:

- 12 1/2" x 48"
- 12 1/2" x 60"
- 12 1/2" x 72"

Solid Top or  
up to 4-12" Leaves





*Shown in Brown Maple  
with FC-40592 Earthtone stain.  
Shown with Artisan Gatlinburg Chairs.  
(Note: Actual color may vary from picture)*



# BROADWAY LEG

- 1" bow end top with Mission edge is standard
- 3½" skirt standard as shown
- Curved legs standard as shown
- Available in Oak, Cherry, Quarter Sawn White Oak & Brown Maple
- Floor to bottom of skirt is 25½" at the legs and 26½" at the center
- Shown in Brown Maple with Golden Brown Stain  
*(Note: Actual color may vary from picture)*

## AVAILABLE SIZES:

- 42" x 60"
- 42" x 66"
- 42" x 72"
- 48" x 60"
- 48" x 66"
- 48" x 72"

Up to 4-12" Leaves  
or 1-18" Butterfly Leaf



# BROADWAY BENCH

- 1" bow end top with Mission edge
- 18" high
- Leaf storage box to store all 4 leaves
- Available in Oak, Cherry, Quarter Sawn White Oak & Brown Maple

## AVAILABLE SIZES:

- 12 ½" x 48"
- 12 ½" x 60"
- 12 ½" x 72"

Solid Top or  
up to 4-12" Leaves





# BROOKLYN SINGLE

- 1¼" round top with Mission edge is standard
- Black powder coated metal base (with levelers)
- Available in Oak, Cherry, Quarter Sawn White Oak & Brown Maple
- Floor to bottom of skirt 26½"
- Shown in Rustic Walnut with Natural Finish  
*(Note: Actual color may vary from picture)*



## AVAILABLE SIZES:

- 42" x 42" Round
- 48" x 48" Round
- 54" x 54" Round

Up to 2-12" Leaves

# BROOKVILLE

- 1" round top with Bevel edge standard
- Base standard as shown with levelers
- Available in Oak, Cherry, Quarter Sawn White Oak & Brown Maple
- Floor to bottom of skirt 26½"
- Recommended chair: Brookville from Artisan Chairs
- Shown in 30" height



## AVAILABLE SIZES:

- 48" x 48" Round
  - 54" x 54" Round
  - 60" x 60" Round
- Up to 2-12" Leaves  
or 1-18" Butterfly Leaf  
(BF N/A on 60x60)
- 72" x 72" Round  
Round Solid Top Only

# BROOKVILLE PUB

- 1" round top with Bevel edge standard
- Base standard as shown with levelers
- Available in Oak, Cherry, Quarter Sawn White Oak & Brown Maple
- Floor to bottom of skirt 32½"
- Shown in 36" height



## AVAILABLE SIZES:

- 48" x 48" Round
- 54" x 54" Round
- 60" x 60" Round

Up to 2-12" Leaves  
or 1-18" Butterfly Leaf  
(BF N/A on 60x60)

# BURLINGTON SINGLE

- 1¼" round top with Waterfall edge is standard
- 13" pedestal standard with 48" & 54" top,  
15" pedestal standard with 60" & 72" top
- Base standard as shown with levelers
- Available in Oak, Cherry, Quarter Sawn White Oak & Brown Maple
- 42" round not available due to base size
- Floor to bottom of skirt 26½"
- Recommended chair: Ramsey from FN Chairs
- Shown in Brown Maple with Golden Brown stain  
(Note: Actual color may vary from picture)



## AVAILABLE SIZES:

- 48" x 48" Round
- 54" x 54" Round
- 60" x 60" Round

Up to 2-12" Leaves

- 72" x 72" Round  
Round Solid Top Only





*Shown in Brown Maple  
with FC-42000 Almond stain.  
Shown with Artisan Bailey Chairs.  
(Note: Actual color may vary from picture)*



# CAMBRIDGE

- 1" rectangle top with Mission edge is standard
- 2½" straight skirt
- Base standard as shown with levelers
- Available in Oak, Cherry, Quarter Sawn White Oak & Brown Maple
- Floor to bottom of skirt 26½"

## AVAILABLE SIZES:

- 42" x 60"
- 42" x 66"
- 42" x 72"
- 48" x 60"
- 48" x 66"
- 48" x 72"

Up to 4-12" Leaves  
or 1-18" Butterfly Leaf  
or 2-18" Butterfly  
Leaves (2 BF N/A on  
42x60 & 48x60)



# CAMBRIDGE BENCH

- 1" top with Mission edge
- 18" high
- Leaf storage box to store all 4 leaves
- Available in Oak, Cherry, Quarter Sawn White Oak & Brown Maple

## AVAILABLE SIZES:

- 12 ½" x 48"
- 12 ½" x 60"
- 12 ½" x 72"

Solid Top or  
up to 4-12" Leaves





# CANTERBURY LEG

- 1" Canterbury top with Waterfall edge is standard
- 3½" arched skirt
- Legs standard as shown
- Available in Oak, Cherry, Quarter Sawn White Oak & Brown Maple
- Floor to bottom of skirt is 25½" at the legs and 26½" at the center
- Recommended chair:  
Canterbury from  
Artisan Chairs



## AVAILABLE SIZES:

- 42" x 60"
- 42" x 66"
- 42" x 72"
- 48" x 60"
- 48" x 66"
- 48" x 72"

Up to 4-12" Leaves  
or 1-18" Butterfly Leaf

*Shown in Grey Elm with Michael's Cherry stain and Brown Maple base with Onyx stain. Shown with Canterbury chairs from Artisan Chairs.*

*(Note: Actual color may vary from picture)*



# CANTERBURY BENCH

- 1" Bow End top with Waterfall edge is standard
- 18" high
- Leaf storage box to store all 4 leaves
- Available in Oak, Cherry, Quarter Sawn White Oak & Brown Maple
- Shown in Brown Maple with FC - 9018 Lite Asbury top & FC - 230 Onyx base  
*(Note: Actual color may vary from picture)*

## AVAILABLE SIZES:

- 12 ½" x 48"
- 12 ½" x 60"
- 12 ½" x 72"

Solid Top or  
up to 4-12" Leaves




# CARSON SINGLE

- 1" Round top with Mission edge is standard
- Base standard as shown with levelers
- Available in Oak, Cherry, Quarter Sawn White Oak & Brown Maple
- Floor to bottom of skirt 26½"
- Shown in Brown Maple with Med-Dis. FC-14620 Lite Asbury finish

## AVAILABLE SIZES:

- 48" x 48" Round
- 54" x 54" Round

Up to 2-12" Leaves  
or 1-18" Butterfly Leaf





# CHANCELLOR DOUBLE

- 1" banquet top with Bevel edge is standard
- Base standard as shown with levelers
- Available in Oak, Cherry, Quarter Sawn White Oak & Brown Maple
- Floor to bottom of skirt 26½"

## AVAILABLE SIZES:

- 42" x 72"
- 48" x 72"

Up to 4-12" Leaves



*Shown in Brown Maple  
with FC-40592 Earthtone stain.  
Shown with Artisan Albany Chairs.  
(Note: Actual color may vary from picture)*



# CHANCELLOR SINGLE

- 1" round top with Bevel edge is standard
- Base standard as shown with levelers
- Available in Oak, Cherry, Quarter Sawn White Oak & Brown Maple
- Floor to bottom of skirt 26½"



## AVAILABLE SIZES:

- 42" x 42" Round
- 48" x 48" Round
- 54" x 54" Round

Up to 2-12" Leaves  
or 1-18" Butterfly Leaf  
(BF N/A on 42x42)

# CHESAPEAKE TRESTLE

- 1" Rectangle top with Mission edge is standard
- Base standard as shown (with levelers)
- Available in Oak, Cherry, Quarter Sawn White Oak & Brown Maple
- Floor to bottom of skirt 26½"
- Shown in Brown Maple with FC-40592 Earthtone top & FP-5155 Country White base  
(Note: Actual color may vary from picture)



## AVAILABLE SIZES:

- 42" x 60"
- 42" x 66"
- 42" x 72"
- 48" x 60"
- 48" x 66"
- 48" x 72"

Up to 4-12" Leaves

# CHESAPEAKE BENCH

- 1" top with Mission edge is standard
- 18" high
- Leaf storage box to store all 4 leaves
- Available in Oak, Cherry, Quarter Sawn White Oak & Brown Maple
- Shown in Brown Maple with FC-40592 Earthtone top & FP-5155 Country White base  
*(Note: Actual color may vary from picture)*

## AVAILABLE SIZES:

- 12 ½" x 48"
- 12 ½" x 60"
- 12 ½" x 72"

Solid Top or  
up to 4-12" Leaves



# CHEYENNE LEG

- 1¼" rectangle top with Mission edge is standard
- Available in Rough Sawn Wormy Maple
- Floor to bottom of skirt 26½"
- Shown in Rough Sawn Wormy Maple with FC-42000 Almond, 10 sheen finish  
*(Note: Actual color may vary from picture)*

## AVAILABLE SIZES:

- 36" x 42"
- 36" x 48"
- 36" x 54"
- 42" x 42"
- 42" x 48"
- 42" x 54"

Up to 4-12" Leaves





# CHEYENNE BENCH

- 1¼" Rectangle top with Mission edge is standard
- Leaf storage box to store all 4 leaves
- Available in Rough Sawn Wormy Maple
- Shown in Rough Sawn Wormy Maple with FC-24427 Shadow 10 sheen top and FC-47823 Bel Air 10 sheen base  
*(Note: Actual color may vary from picture)*

## AVAILABLE SIZES:

- 12 ½" x 48"
- 12 ½" x 54"

Solid Top or  
up to 4-12" Leaves



# COLEBROOK BENCH

- 1" top with Mission edge
- 18" high
- Leaf storage box to store all 4 leaves
- Available in Oak, Cherry, Quarter Sawn White Oak & Brown Maple

## AVAILABLE SIZES:

- 12 ½" x 48"
- 12 ½" x 60"
- 12 ½" x 72"

Solid Top or  
up to 4-12" Leaves





# COLEBROOK TRESTLE

- 1" boat shape top with Bevel edge is standard
- Black inlay in top & base
- Available in Oak, Cherry, Quarter Sawn White Oak & Brown Maple
- Floor to bottom of skirt 26½"
- Recommended chair: Colebrook from RH Yoder

## AVAILABLE SIZES:

- 42" x 60"
- 42" x 66"
- 42" x 72"
- 48" x 60"
- 48" x 66"
- 48" x 72"

Up to 4-12" Leaves  
or 1-18" Butterfly Leaf  
or 2-18" Butterfly  
Leaves. (2 BF N/A on  
42x60 & 48x60)



*Shown in Quarter Sawn White Oak with  
Michael's Cherry stain. Shown with  
RH Yoder Colebrook Chairs.*

*(Note: Actual color may vary from picture)*





# COLUMBUS TRESTLE

- 1¼" rectangle top with Mission edge is standard
- Base standard as shown (with levelers)
- Available in Rough Sawn Wormy Maple
- Authentic "thru-tenon" in base
- Floor to bottom of skirt 26½"
- Shown in Rough Sawn Wormy Maple with FC-42000 Almond 10 sheen finish  
(Note: Actual color may vary from picture)

## AVAILABLE SIZES:

- 42" x 60"
- 42" x 72"
- 48" x 60"
- 48" x 72"

Up to 4-12" Leaves



Shown in Rough Sawn Wormy Maple with  
FC-42000 Almond 10 sheen finish.  
Shown with Artisan Columbus Chairs.  
(Note: Actual color may vary from picture)





# COLUMBUS BENCH

- 1¼" Rectangle top with Mission edge is standard
- Leaf storage box to store all 4 leaves
- Available in Rough Sawn Wormy Maple
- Shown in Rough Sawn Wormy Maple with FC-42000 Almond 10 sheen finish  
*(Note: Actual color may vary from picture)*

## AVAILABLE SIZES:

- 12 ½" x 48"
- 12 ½" x 60"
- 12 ½" x 72"

Solid Top or  
up to 4-12" Leaves





# DALLAS TRESTLE

- 1¼" rectangle top with Mission edge is standard
- Base standard as shown (with levelers)
- Available in Rough Sawn White Oak and Rough Sawn Wormy Maple
- Floor to bottom of skirt 26½"
- Shown in Rough Sawn White Oak with PCL-173 Desert Dusk, 10 sheen finish  
(Note: Actual color may vary from picture)



## AVAILABLE SIZES:

- 36" x 48"
- 36" x 54"
- 36" x 60"
- 42" x 48"
- 42" x 54"
- 42" x 60"

Up to 3-12" Leaves

# DAYTON LEG

- 1" smooth rectangle top with grain lengthwise and Mission edge is standard
- 2 ½" x 2 ½" x 29" taper shaker legs standard
- Available in Oak, Cherry, Quarter Sawn White Oak & Brown Maple
- Floor to bottom of skirt 26½"



## AVAILABLE SIZES:

- 30" x 42"
- 33" x 42"
- 36" x 42"
- 30" x 48"
- 33" x 48"
- 36" x 48"

Solid Top Only

# DENVER LEG

- 1" rectangle top with Bevel edge is standard
- 2½" straight skirt standard
- Non-geared wooden slides
- Available in Oak, Cherry, Quarter Sawn White Oak & Brown Maple
- Floor to bottom of skirt 26½"

## AVAILABLE SIZES:

- 42" x 60"
- 42" x 66"
- 42" x 72"
- 48" x 60"
- 48" x 66"
- 48" x 72"

Up to 4-12" Leaves  
or 1-18" Butterfly Leaf



*Shown in Brown Maple  
with FC-40592 Earthtone stain.  
Shown with FN Ramsey Chairs.*

*(Note: Actual color may vary from picture)*





# DENVER BENCH

- 1" top with Mission edge
- 18" high
- Leaf storage box to store all 4 leaves
- Available in Oak, Cherry, Quarter Sawn White Oak & Brown Maple

## AVAILABLE SIZES:

- 12 ½" x 48"
- 12 ½" x 60"
- 12 ½" x 72"

Solid Top or  
up to 4-12" Leaves





# DOVER LEG

- 1" rectangle top with Mission edge standard
- 2½" straight skirt
- 2½" x 2½" x 29" taper shaker legs standard
- Available in Oak, Cherry, Quarter Sawn White Oak & Brown Maple
- Floor to bottom of skirt 26½"



## AVAILABLE SIZES:

- 36" x 42"
- 36" x 48"
- 36" x 54"
- 42" x 42"
- 42" x 48"
- 42" x 54"

Up to 4-12" Leaves

*Shown in Red Oak  
with FC-47865 Grey Flannel stain.  
Shown with FN Lodge Chairs.*

*(Note: Actual color may vary from picture)*



# DUTCH DOUBLE

- 1" top with 8" square round with Roundover edge is standard
- Base standard as shown with levelers
- Only self-stores unskirted leaves
- Available in Oak, Cherry Quarter Sawn White Oak & Brown Maple
- Floor to bottom of skirt 26½"



## AVAILABLE SIZES:

- 42" x 60"
- 42" x 66"
- 42" x 72"
- 48" x 60"
- 48" x 66"
- 48" x 72"

Up to 4-12" Leaves  
(Not Available in  
42" x 60" Oval)

# EASTON SINGLE

- 1" round top with Waterfall edge
- Base standard as shown (has levelers)
- Available in Oak, Cherry, Brown Maple & Quarter Sawn White Oak
- Floor to bottom of skirt 26½"



## AVAILABLE SIZES:

- 42" x 42" Round
- 48" x 48" Round

Up to 2-12" Leaves  
or 1-18" Butterfly Leaf  
(BF N/A on 42x42)





# EL DORADO TRESTLE

- 1¾" Rectangle top with Live Edge is standard
- Available in Rough Sawn Wormy Maple
- Black powder coated metal base
- Base is standard as shown (with levelers)
- Every live edge is unique and will vary from top to top
- Shown in Rough Sawn Wormy Maple with FC-47823 Bel Air, 10 sheen finish  
*(Note: Actual color may vary from picture)*

## AVAILABLE SIZES:

- 42" x 72"
- 42" x 84"
- 42" x 96"
- 48" x 72"
- 48" x 84"
- 48" x 96"

Solid Top Only



*Shown in Rough Sawn Wormy Maple  
with FC-47823 Bel Air 10 sheen finish.  
Shown with West Point El Dorado Bench  
and FN Denver Chairs.*

*(Note: Actual color may vary from picture)*





# EL DORADO BENCH

- 1¾" Rectangle top with Live Edge is standard
- Available in Rough Sawn Wormy Maple
- Shown in Rough Sawn Wormy Maple with FC-47823 Bel Air, 10 sheen finish  
*(Note: Actual color may vary from picture)*

## AVAILABLE SIZES:

- 12 ½" x 72"
- 12 ½" x 84"
- 12 ½" x 96"

Solid Top Only



# EL PASO BENCH

- 1¾" Rectangle top with Mission is standard
- Available in Rough Sawn Wormy Maple
- Shown in Rough Sawn Wormy Maple with FC-42000 Almond, 10 sheen finish  
*(Note: Actual color may vary from picture)*

## AVAILABLE SIZES:

- 12 ½" x 68"
- 12 ½" x 80"

Solid Top or  
Up to 3-16" Leaves



# EL PASO TRESTLE

- 1¾" Rectangle top with Mission edge is standard
- Available in Rough Sawn Wormy Maple
- Authentic "thru-tenon" in base
- Recommended chair: Houston from FN Chairs
- Floor to bottom of skirt 26½"
- Shown in Rough Sawn Wormy Maple with FC-42000 Almond 10 sheen
- The 68" table will only fit one chair per side  
*(Note: Actual color may vary from picture)*

## AVAILABLE SIZES:

- 42" x 68"
- 42" x 80"
- 48" x 68"
- 48" x 80"

Up to 3-16" Leaves



*Shown in Rough Sawn Wormy Maple with FC-42000 Almond 10 sheen finish. Shown with FN Chairs Houston Chairs.*

*(Note: Actual color may vary from picture)*





# ETHAN

- 1" rectangle top with Mission edge is standard
- 4½" straight skirt with molding, standard as shown
- 3" x 3" tapered leg with molding, standard as shown
- Available in Oak, Cherry, Quarter Sawn White Oak & Brown Maple
- Floor to bottom of skirt 24½"
- 3½" skirts recommended for arm chairs (Floor to bottom of skirt is 25½")
- Not available with boat shape top



## AVAILABLE SIZES:

- 42" x 60"
- 42" x 66"
- 42" x 72"
- 48" x 60"
- 48" x 66"
- 48" x 72"

Up to 4-12" Leaves

# FREMONT TRESTLE

- 1" top with 1" corner radius and Bevel edge is standard
- Base standard as shown with levelers
- Available in Oak, Cherry, Quarter Sawn White Oak & Brown Maple
- Recommended chair: Fremont from Artisan Chairs
- Floor to bottom of skirt 26½"



## AVAILABLE SIZES:

- 42" x 60"
- 42" x 66"
- 42" x 72"
- 48" x 60"
- 48" x 66"
- 48" x 72"

Up to 4-12" Leaves  
or 1-18" Butterfly Leaf  
or 2-18" Butterfly  
Leaves (2 BF N/A on  
42x60 & 48x60)





# FULTON TRESTLE

- 1" Rectangle top with Mission edge is standard
- Base standard as shown with levelers
- Available in Oak, Cherry, Quarter Sawn White Oak & Brown Maple
- Floor to bottom of skirt 26½"
- Shown in Brown Maple with FC-50240 Carbon top & RNC-1003 Icicle base  
*(Note: Actual color may vary from picture)*

## AVAILABLE SIZES:

- 36" x 48"
- 36" x 54"
- 36" x 60"
- 42" x 48"
- 42" x 54"
- 42" x 60"

Up to 3-12" Leaves





# GALENA TRESTLE

- 1" bow end top with Waterfall edge is standard
- Base standard as shown with levelers
- Available in Oak, Cherry, Quarter Sawn White Oak & Brown Maple
- Floor to bottom of skirt 26½"

## AVAILABLE SIZES:

- 42" x 60"
- 42" x 66"
- 42" x 72"
- 48" x 60"
- 48" x 66"
- 48" x 72"

Up to 4-12" Leaves  
or 1-18" Butterfly Leaf  
or 2-18" Butterfly  
Leaves (2 BF N/A on  
42x60 & 48x60)



*Shown in Quarter Sawn White Oak  
with FC-7992 Asbury Brown stain.  
Shown with Artisan Galena Chairs.*

*(Note: Actual color may vary from picture)*



# GALENA BENCH

- 1" top with Mission edge is standard
- Available in Oak, Cherry, Quarter Sawn White Oak & Brown Maple
- Shown in Quarter Sawn White Oak with FC-10901 Golden Brown stain  
*(Note: Actual color may vary from picture)*



## AVAILABLE SIZES:

- 12 1/2" x 48"
- 12 1/2" x 60"
- 12 1/2" x 72"

Solid Top or  
Up to 4-12" Leaves



# HAMPTON

- 1" rectangle top with Bullnose edge is standard
- 3 1/2" rounded skirt as shown
- No gap covers
- Available in Oak, Cherry, Quarter Sawn White Oak & Brown Maple
- Floor to bottom of skirt 25 1/2"

## AVAILABLE SIZES:

- 42" x 60"
- 42" x 66"
- 42" x 72"
- 48" x 60"
- 48" x 66"
- 48" x 72"

Up to 4-12" Leaves





# HAMPTON BENCH

- 1" top with Mission edge
- 18" high
- Leaf storage box to store all 4 leaves
- Available in Oak, Cherry, Quarter Sawn White Oak & Brown Maple

## AVAILABLE SIZES:

- 12 ½" x 48"
- 12 ½" x 60"
- 12 ½" x 72"

Solid Top or  
up to 4-12" Leaves



# HAMPTON LEG

- 1" rectangle top with Bullnose edge
- 3½" rounded skirt standard as shown
- No gap covers
- Leg standard as shown, optional reeded leg
- Available in Oak, Cherry, Quarter Sawn White Oak & Brown Maple
- Floor to bottom of skirt 25½"

## AVAILABLE SIZES:

- 42" x 60"
- 42" x 66"
- 42" x 72"
- 48" x 60"
- 48" x 66"
- 48" x 72"

Up to 4-12" Leaves



# HARRISON DOUBLE

- Oval top with Bevel edge is standard
- Feet standard as shown - with levelers
- Plain bar spreader
- Available in Oak, Cherry, Quarter Sawn White Oak & Brown Maple
- Recommended chair: Meridan from FN Chairs
- Floor to bottom of skirt 26½"

## AVAILABLE SIZES:

- 42" x 60"
- 42" x 66"
- 42" x 72"
- 48" x 60"
- 48" x 66"
- 48" x 72"

Up to 4-12" Leaves



# HARRISON SINGLE

- 1" round top with Bevel edge is standard
- Base standard as shown - with levelers
- Available in Oak, Cherry, Quarter Sawn White Oak & Brown Maple
- Floor to bottom of skirt 26½"

## AVAILABLE SIZES:

- 42" x 42" Round
- 48" x 48" Round
- 54" x 54" Round

Up to 2-12" Leaves  
or 1-18" Butterfly Leaf  
(BF N/A on 42x42)



# HARTFORD TRESTLE

- 1" bow end top with Mission edge is standard
- Trestle base standard as shown (no options)
- All leaves will be skirted unless ordered without
- Available in Oak, Cherry, Quarter Sawn White Oak & Brown Maple
- Note: starting size cannot be less than 78" due to the space needed for the base
- Floor to bottom of skirt 26½"
- See expanded view below

## AVAILABLE SIZES:

- 42" x 78"
- 48" x 78"

From 10-12" to  
14-12" Leaves





# HARVEST LEG

- 1¼" rectangle top with Mission edge is standard
- 4½" Harvest legs are standard, no other leg options
- 4½" skirt is standard
- Standard table not made for arm chairs, if arm chairs are used you must specify on order, then arm chair skirt will be used on the ends (Arm chair skirts N/A on 42" wide table)
- Available in Oak, Cherry, Quarter Sawn White Oak & Brown Maple
- Floor to bottom of skirt 24½"
- Shown in Brown Maple with Golden Brown Burnished  
*(Note: Actual color may vary from picture)*

## AVAILABLE SIZES:

- 42" x 60"
- 42" x 66"
- 42" x 72"
- 48" x 60"
- 48" x 66"
- 48" x 72"

Up to 4-12" Leaves



# HARVEST BENCH

- 1" top with Mission edge
- 18" high
- Leaf storage box to store all 4 leaves
- Available in Oak, Cherry, Quarter Sawn White Oak & Brown Maple
- Shown in Brown Maple with Golden Brown Burnished  
*(Note: Actual color may vary from picture)*

## AVAILABLE SIZES:

- 12 ½" x 48"
- 12 ½" x 60"
- 12 ½" x 72"

Solid Top or  
up to 4-12" Leaves




# HEIDI CABINET

- 1" top with 1" radius corners and Mission edge is standard
- Standard with 1-18" Butterfly leaf
- Standard with basket drawers featuring soft-close slides as shown
- Available in Oak, Cherry, Quarter Sawn White Oak & Brown Maple
- Floor to bottom of skirt 32½"
- Not available with Round top
- Cabinet base is 26" w x 26" d (No options on cabinet size)
- 36" high is standard. Also available in 30" h
- Shown with dark drawer baskets (standard)
- Shown in Brown Maple with SP-151 Weathered Black Med-Dis. 10 sheen top and SP-154 Washed Gray Med-Dis. 10 sheen base  
(Note: Actual color may vary from picture)

## AVAILABLE SIZES:

- 42" x 42"
- 42" x 48"
- 42" x 54"
- 48" x 48"
- 48" x 54"

With Solid Top,  
1-12" Leaf, or  
1-18" Butterfly Leaf



Dark

Medium

Light

*Shown in Brown Maple SP-151 Weathered Black Med. Distressed 10 sheen and SP-154 Washed Gray Med. Distressed 10 sheen base stain. Shown with Denver Chairs from Artisan Chairs.*

*(Note: Actual color may vary from picture)*





# HEIDI LEG

- 1" rectangle top with Mission edge is standard
- Arched skirt standard as shown
- 3" x 3" straight legs standard
- Available in Oak, Cherry, Quarter Sawn White Oak & Brown Maple
- Floor to bottom of skirt is 24½" at the legs and 26½" at the center
- Available in 36" & 42" high



## AVAILABLE SIZES:

- 42" x 60"
- 42" x 66"
- 42" x 72"
- 48" x 60"
- 48" x 66"
- 48" x 72"

Up to 4-12" Leaves  
or 1-18" Butterfly Leaf

*Shown in Brown Maple with FC-42000 Almond top  
& PCL-175 Mineral base.*

*Shown with Artisan Garrison Chairs.*

*(Note: Actual color may vary from picture)*





# HEIDI BENCH

- 1" top with Mission edge
- 18" high
- Leaf storage box to store all 4 leaves
- Available in Oak, Cherry, Quarter Sawn White Oak & Brown Maple

## AVAILABLE SIZES:

- 12 ½" x 48"
- 12 ½" x 60"
- 12 ½" x 72"

Solid Top or  
up to 4-12" Leaves



# IMPERIAL SINGLE

- 1" round top with Bevel edge
- Base standard as shown
- Available in Oak, Cherry, Quarter Sawn White Oak & Brown Maple
- Floor to bottom of skirt 26½"

## AVAILABLE SIZES:

- 42" x 42" Round
- 48" x 48" Round
- 54" x 54" Round

Up to 2-12" Leaves  
or 1-18" Butterfly Leaf  
(BF N/A on 42x42)



# IMPERIAL DOUBLE

- 1" oval top with Bevel edge is standard
- Base standard as shown
- Available in Oak, Cherry, Quarter Sawn White Oak & Brown Maple
- Floor to bottom of skirt 26½"



## AVAILABLE SIZES:

- 42" x 60"
- 42" x 66"
- 42" x 72"
- 48" x 60"
- 48" x 66"
- 48" x 72"

Up to 4-12" Leaves

# IMPERIAL SINGLE PUB

- 1" round top with Bevel Edge standard
- Base standard as shown with levelers
- Available in Oak, Cherry, Quarter Sawn White Oak & Brown Maple
- Floor to bottom of skirt 32½"
- Pub height standard 36" high (not available in 42" high)



## AVAILABLE SIZES:

- 42" x 42" Round
  - 48" x 48" Round
- Up to 2-12" Leaves  
or 1-18" Butterfly Leaf  
(BF N/A on 42x42)

- 54" x 54" Round  
Solid Top Only



*Shown in Brown Maple  
with FC-40592 Earthtone stain.  
Shown with Artisan Baytown Chairs.  
(Note: Actual color may vary from picture)*





# JAMESTOWN

- 1" rectangle top with Mission edge is standard
- Base standard as shown with levelers
- Available in Oak, Cherry, Quarter Sawn White Oak & Brown Maple
- Floor to bottom of skirt 26½"
- Recommended chair: Jamestown from Artisan Chairs



## AVAILABLE SIZES:

- 42" x 60"
- 42" x 66"
- 42" x 72"
- 48" x 60"
- 48" x 66"
- 48" x 72"

Up to 4-12" Leaves  
or 1-18" Butterfly Leaf  
or 2-18" Butterfly  
Leaves (2 BF N/A on  
42x60 & 48x60)

# KINGSBURY MISSION TRESTLE

- 1" rectangle top with Mission edge is standard
- Trestle base is 24" wide
- Available in Oak, Cherry, Quarter Sawn White Oak & Brown Maple
- Floor to bottom of skirt 26½"



## AVAILABLE SIZES:

- 42" x 60"
- 42" x 66"
- 42" x 72"
- 48" x 60"
- 48" x 66"
- 48" x 72"

Up to 4-12" Leaves  
or 1-18" Butterfly Leaf  
or 2-18" Butterfly  
Leaves (2 BF N/A on  
42x60 & 48x60)

# KINGSLEY SINGLE

- 1¼" round top with Roundover edge is standard
- Base standard as shown with levelers
- Available in Oak, Cherry, Quarter Sawn White Oak & Brown Maple
- Floor to bottom of skirt 26½"
- Recommended chair: Kimberley from FN Chairs

## AVAILABLE SIZES:

- 48" x 48" Round
- 54" x 54" Round
- 60" x 60" Round

Up to 2-12" Leaves



*Shown in Brown Maple with Rich Tobacco stain.  
Shown with FN Chairs Kimberley Chairs  
with 28-21 Cinnemax Fabric seat.*

*(Note: Actual color may vary from picture)*



# KNOXVILLE

- 1" rectangle top with Chamfer edge
- Base standard as shown with levelers
- Available in Oak, Cherry, Quarter Sawn White Oak & Brown Maple
- Floor to bottom of skirt 26½"

## AVAILABLE SIZES:

- 42" x 72"
- 48" x 72"

Up to 4-12" Leaves



# LAMESA TRESTLE

- 1½" rectangle top with Live edge on ends is standard
- Ball bearing slides are standard
- Base standard as shown (with levelers)
- Available in Wormy Maple, Rustic Cherry & Rustic Walnut
- Every Live edge top is unique and will vary from top to top
- Floor to bottom of skirt 26½"
- Shown in Rustic Walnut with Natural finish (Note: Actual color may vary from picture)



## AVAILABLE SIZES:

- 42" x 72"
- 48" x 72"

Up to 4-12" Leaves





# LAPORTE BENCH

- 1½" top with Live edge is standard
- Available in Wormy Maple, Rustic Cherry & Rustic Walnut
- Every Live edge top is unique and will vary from top to top
- Shown in Rustic Walnut with Natural finish (*Note: Actual color may vary from picture*)

## AVAILABLE SIZES:

- 12 ½" x 72"
- 12 ½" x 84"

Solid Top Only



# LAPORTE TRESTLE

- 1½" top with Live edge is standard
- Base is standard as shown (with levelers)
- Available in Wormy Maple, Rustic Cherry & Rustic Walnut
- Every Live edge top is unique and will vary from top to top
- Shown in Rustic Walnut with Natural finish (*Note: Actual color may vary from picture*)

## AVAILABLE SIZES:

- 42" x 72"
- 42" x 84"
- 42" x 96"
- 48" x 72"
- 48" x 84"
- 48" x 96"

Solid Top Only



# LAREDO TRESTLE

- 1¾" rectangle top with Mission edge is standard
- Available in Rough Sawn Wormy Maple
- Black powder coated metal base
- Base standard as shown with levelers
- Recommended chair: Denver from FN Chairs
- Shown in Rough Sawn Wormy Maple with FC-42000 Almond 10 sheen finish  
(Note: Actual color may vary from picture)

## AVAILABLE SIZES:

- 42" x 72"
- 42" x 84"
- 42" x 96"
- 48" x 72"
- 48" x 84"
- 48" x 96"

Solid Top Only



*Shown in Rough Sawn Wormy Maple with  
FC-42000 Almond 10 sheen finish.  
Shown with FN Chairs Denver Chairs  
and West Point Laredo Bench.*

*(Note: Actual color may vary from picture)*



# LAREDO BENCH

- 1¾" rectangle top with Mission edge is standard
- Available in Rough Sawn Wormy Maple
- Black powder coated metal base
- Shown in Rough Sawn Wormy Maple with FC-42000 Almond 10 sheen finish  
*(Note: Actual color may vary from picture)*

## AVAILABLE SIZES:

- 12 ½" x 72"
- 12 ½" x 84"

Solid Top Only



# LAURIE'S

- 1" rectangle top with Mission edge is standard
- 4" straight skirt (No option on skirt size due to self store compartment)
- 3" x 3" tapered legs stay stationary like trestle tables when top opens
- Available in Oak, Cherry, Quarter Sawn White Oak & Brown Maple
- Floor to bottom of skirt 25"

## AVAILABLE SIZES:

- 42" x 60"
- 42" x 66"
- 48" x 60"
- 48" x 66"

Up to 4-12" Leaves

Stores 4 unskirted leaves in table





# LEXINGTON LEG MINI

- 1" rectangle top with Mission edge is standard
- 3" Twist legs standard as shown
- 2½" Straight skirt standard as shown
- Available in Oak, Cherry, Quarter Sawn White Oak, & Brown Maple
- Floor to bottom of skirt 26½"
- Shown in Red Oak with PCL-183 Muted White 10 sheen top and PCL-182 Muted Black 10 sheen base  
(Note: Actual color may vary from picture)

## AVAILABLE SIZES:

- 36" x 42"
- 36" x 48"
- 36" x 54"
- 42" x 42"
- 42" x 48"
- 42" x 54"

Up to 4-12" Leaves



# LEXINGTON LEG

- 1" rectangle top with Mission edge
- 3½" Twist legs standard as shown
- 3½" Straight skirt standard as shown
- Available in Oak, Cherry, Quarter Sawn White Oak, & Brown Maple
- Floor to bottom of skirt 25½"
- Recommended chair: Lawson from Artisan Chairs
- Shown in Brown Maple with FC-15743 Briar top and FC-11434 Driftwood base  
(Note: Actual color may vary from picture)

## AVAILABLE SIZES:

- 42" x 60"
- 42" x 66"
- 42" x 72"
- 48" x 60"
- 48" x 66"
- 48" x 72"

Up to 4-12" Leaves



*Shown in Brown Maple  
with FC-47823 Bel Air top  
& FC-230 Onyx base.  
Shown with Artisan Lawson Chairs.  
(Note: Actual color may vary from picture)*





# LEXINGTON SINGLE MINI

- 1" round top with Mission edge is standard
- Base standard as shown (with levelers)
- Available in Oak, Cherry, Quarter Sawn White Oak & Brown Maple
- Floor to bottom of skirt 26½"
- Shown in Red Oak with PCL-185 Weathered Hazelnut 10 sheen top, PCL-184 Weathered Greek Vanilla 10 sheen base (*Note: Actual color may vary from picture*)

## AVAILABLE SIZES:

- 36" x 36" Round
- 42" x 42" Round

Up to 2-12" Leaves



# LEXINGTON SINGLE

- 1" round top with Mission edge is standard
- Base standard as shown (with levelers)
- Available in Oak, Cherry, Quarter Sawn White Oak & Brown Maple
- Quarter Sawn White Oak table will have regular White Oak base
- Floor to bottom of skirt 26½"
- Shown in Brown Maple with FC-42000 Almond 10 sheen top, SP-168 Weathered Beige 10 sheen base (*Note: Actual color may vary from picture*)

## AVAILABLE SIZES:

- 48" x 48" Round
- 54" x 54" Round
- 60" x 60" Round

Up to 2-12" Leaves  
or 1-18" Butterfly Leaf  
(BF N/A on 60x60)





*Shown in Quarter Sawn White Oak  
with FC-924 Michaels Cherry stain.*

*Shown with Artisan Lemont Chairs*

*(Note: Actual color may vary from picture)*



# LEXINGTON TRESTLE

- 1" Rectangle top with Mission edge is standard
- Base standard as shown with levelers
- Available in Oak, Cherry, Quarter Sawn White Oak & Brown Maple
- Floor to bottom of skirt 26½"
- Recommended chair: Lawson from Artisan Chairs
- Shown in Rustic Cherry with FC-9018 Lite Asbury 10 sheen finish  
(Note: Actual color may vary from picture)



## AVAILABLE SIZES:

- 42" x 60"
- 42" x 66"
- 42" x 72"
- 48" x 60"
- 48" x 66"
- 48" x 72"

Up to 4-12" Leaves  
or 1-18" Butterfly Leaf  
or 2-18" Butterfly  
Leaves (2 BF N/A on  
42x60 & 48x60)

# LEXINGTON CABINET

- 1" Square top with Mission edge is standard
- Standard with 1-18" Butterfly Leaf
- Available in Oak, Cherry, Quarter Sawn White Oak & Brown Maple
- Cabinet base size is 26" x 26" (no options)
- 36" high is standard. Also available in 30" & 42" high (30" h only has 2 drawers)
- K2040-SN hardware is standard
- Floor to bottom of skirt 32½"
- Shown in Brown Maple with FC-17882 Vintage Antique top & FC-230 Onyx base  
(Note: Actual color may vary from picture)
- Not available with Round top



## AVAILABLE SIZES:

- 42" x 42"
- 42" x 48"
- 42" x 54"
- 48" x 48"
- 48" x 54"

With Solid Top,  
1-12" Leaf, or  
1-18" Butterfly Leaf



# LEXINGTON BENCH

- 1" top with Mission edge is standard
- 18" high
- Leaf storage box to store all 4 leaves
- Available in Oak, Cherry, Quarter Sawn White Oak & Brown Maple
- Shown in Brown Maple with FC-15743 Briar top & FC-11434 Driftwood base  
(Note: Actual color may vary from picture)

## AVAILABLE SIZES:

- 12 ½" x 48"
- 12 ½" x 60"
- 12 ½" x 72"

Solid Top or  
up to 4-12"  
Leaves



# LIFESTYLE TRESTLE

- 1 ½" rectangle top with Mission edge and grain lengthwise is standard
- Black powder coated metal tapered base is standard
- Base is standard as shown (with levelers)
- Chrome base available
- Available in Oak, Cherry, Quarter Sawn White Oak & Brown Maple
- Also available with Live Edge tops in Rustic Walnut, Rustic Cherry & Wormy Maple



## AVAILABLE SIZES:

- 42" x 72"
- 42" x 84"
- 42" x 96"
- 48" x 72"
- 48" x 84"
- 48" x 96"

Solid Top Only





# LIFESTYLE BENCH

- 1 ½" top with Mission edge is standard
- Black powder coated metal base is standard
- Chrome color base is available
- Available in Oak, Cherry, Quarter Sawn White Oak & Brown Maple
- Also available with Live Edge top in Rustic Walnut, Rustic Cherry & Wormy Maple
- Shown in Rustic Cherry with Michaels Cherry stain (Note: Actual color may vary from picture)

## AVAILABLE SIZES:

- 12 ½" x 72"
- 12 ½" x 84"

Solid Top Only



# LOGAN TRESTLE

- 1" Rectangle top with Mission edge is standard
- Base standard as shown (with levelers)
- Available in Oak, Cherry, Quarter Sawn White Oak & Brown Maple
- Floor to bottom of skirt 26½"
- Shown in Red Oak with FC-10944 Tavern stain (Note: Actual color may vary from picture)

## AVAILABLE SIZES:

- 36" x 48"
- 36" x 54"
- 36" x 60"
- 42" x 48"
- 42" x 54"
- 42" x 60"

Up to 3-12" Leaves



# MADISON PUB

- 1" square top with Mission edge is standard
- Arched skirt standard as shown
- 3" x 3" straight legs standard
- Available in Oak, Cherry, Quarter Sawn White Oak & Brown Maple
- Floor to bottom of skirt 30½" at the legs and 32½" at the center
- 36" high is standard.  
Also available in 30" & 42" h



## AVAILABLE SIZES:

- 36" Square
- 42" Square
- 48" Square

Up to 3-12" Leaves  
or 1-18" Butterfly Leaf  
(BF N/A on 36x36)

# MANKATO TRESTLE

- 1" Rectangle top with Mission edge is standard
- Base standard as shown (with levelers)
- Available in Oak, Cherry, Quarter Sawn White Oak & Brown Maple
- Floor to bottom of skirt 26½"
- Shown in Red Oak with FC-15743 Briar finish (Note: Actual color may vary from picture)



## AVAILABLE SIZES:

- 42" x 60"
- 42" x 66"
- 42" x 72"
- 48" x 60"
- 48" x 66"
- 48" x 72"

Up to 4-12" Leaves

# MANKATO BENCH

- 1 ¼" top with Mission edge
- 18" high
- Available in Oak, Cherry, Quarter Sawn White Oak & Brown Maple

## AVAILABLE SIZES:

- 12 ½" x 48"
- 12 ½" x 60"
- 12 ½" x 72"

Solid Top Only



# MANSFIELD

- 1" boat shape top with Bevel edge is standard
- 2 ½" straight skirt
- 3" x 3" leg as shown
- Available in Oak, Cherry, Quarter Sawn White Oak & Brown Maple
- Floor to bottom of skirt 26½"

## AVAILABLE SIZES:

- 42" x 60"
- 42" x 66"
- 42" x 72"
- 48" x 60"
- 48" x 66"
- 48" x 72"

Up to 4-12" Leaves  
or 1-18" Butterfly Leaf





# McCOY

- 1" rectangle top with 1" radius corner with Bevel edge
- Trestle base is 23 ½" wide at top & 28" wide at bottom
- Available in Oak, Cherry, Quarter Sawn White Oak & Brown Maple
- Floor to bottom of skirt 26½"



## AVAILABLE SIZES:

- 42" x 60"
- 42" x 66"
- 42" x 72"
- 48" x 60"
- 48" x 66"
- 48" x 72"

Up to 4-12" Leaves  
or 1-18" Butterfly Leaf  
or 2-18" Butterfly  
Leaves (2 BF N/A on  
42x60 & 48x60)

# McCOY BENCH

- 1" top with Mission edge
- 18" high
- Leaf storage box to store all 4 leaves
- Available in Oak, Cherry, Quarter Sawn White Oak & Brown Maple



## AVAILABLE SIZES:

- 12 ½" x 48"
- 12 ½" x 60"
- 12 ½" x 72"

Solid Top or  
up to 4-12" Leaves

# MISSION LEG

- 1" rectangle top is standard
- Mission edge is standard
- 3" x 3" Legs with corbels standard
- 2 ½" straight skirt standard
- Available in Oak, Cherry, Quarter Sawn White Oak & Brown Maple
- Floor to bottom of skirt 26½"

## AVAILABLE SIZES:

- 42" x 60"
- 42" x 66"
- 42" x 72"
- 48" x 60"
- 48" x 66"
- 48" x 72"

Up to 4-12" Leaves  
or 1-18" Butterfly Leaf



# MISSION TRESTLE

- 1" rectangle top with Mission edge is standard
- 2 ½" straight skirts with corner blocks
- Trestle base is 22" wide
- Available in Oak, Cherry, Quarter Sawn White Oak & Brown Maple
- Floor to bottom of skirt 26½"

## AVAILABLE SIZES:

- 42" x 60"
- 42" x 66"
- 42" x 72"
- 48" x 60"
- 48" x 66"
- 48" x 72"

Up to 4-12" Leaves  
or 1-18" Butterfly Leaf  
or 2-18" Butterfly  
Leaves (2 BF N/A on  
42x60 & 48x60)



# MISSION BENCH

- 1" top, Mission edge
- 18" high
- Includes leaf storage box that stores all 4 leaves
- Available in Oak, Cherry, Quarter Sawn White Oak & Brown Maple



## AVAILABLE SIZES:

- 12 ½" x 48"
- 12 ½" x 60"
- 12 ½" x 72"

Solid Top or  
up to 4-12" Leaves

# NAPERVILLE TRESTLE

- 1" Bow End top with Waterfall edge is standard
- Base standard as shown with levelers
- Available in Oak, Cherry, Quarter Sawn White Oak & Brown Maple
- Floor to bottom of skirt 26½"
- Recommended chair: Naperville from Artisan Chairs
- Shown in Quarter Sawn White Oak with Michaels Cherry stain (*Note: Actual color may vary from picture*)



## AVAILABLE SIZES:

- 42" x 60"
- 42" x 66"
- 42" x 72"
- 48" x 60"
- 48" x 66"
- 48" x 72"

Up to 4-12" Leaves  
or 1-18" Butterfly Leaf  
or 2-18" Butterfly  
Leaves (2 BF N/A on  
42x60 & 48x60)



# NASHVILLE TRESTLE

- 1" Bow End top with Waterfall edge is standard
- Base standard as shown with levelers
- Available in Oak, Cherry, Quarter Sawn White Oak & Brown Maple
- Floor to bottom of skirt 26½"
- Shown in Brown Maple with FC-40592 Earthtone stain (*Note: Actual color may vary from picture*)



## AVAILABLE SIZES:

- 42" x 60"
- 42" x 66"
- 42" x 72"
- 48" x 60"
- 48" x 66"
- 48" x 72"

Up to 4-12" Leaves  
or 1-18" Butterfly Leaf  
or 2-18" Butterfly  
Leaves (2 BF N/A on  
42x60 & 48x60)

# NEWBURY BENCH

- 1" bow end top with Bevel edge is standard
- 18" high
- Includes leaf storage box that stores all 4 leaves
- Available in Oak, Cherry, Quarter Sawn White Oak & Brown Maple



## AVAILABLE SIZES:

- 12 ½" x 48"
- 12 ½" x 60"
- 12 ½" x 72"

Solid Top or  
up to 4-12" Leaves



# NEWBURY

- 1" bow end top with Bevel edge is standard
- 2 ½" straight skirt
- Legs standard as shown
- Available in Oak, Cherry, Quarter Sawn White Oak & Brown Maple
- Floor to bottom of skirt 26½"
- Recommended chair: Newbury from Artisan Chairs

## AVAILABLE SIZES:

- 42" x 60"
- 42" x 66"
- 42" x 72"
- 48" x 60"
- 48" x 66"
- 48" x 72"

Up to 4-12" Leaves  
or 1-18" Butterfly Leaf



*Shown in Brown Maple  
with FC-924 Michaels Cherry top  
& FC-230 Onyx base.  
Shown with Artisan Newbury Chairs.  
(Note: Actual color may vary from picture)*



# OLDE CENTURY BENCH

- 1" top with Mission edge
- Includes leaf storage box that stores all 4 leaves
- Available in Oak, Cherry, Quarter Sawn White Oak & Brown Maple

## AVAILABLE SIZES:

- 12 ½" x 48"
- 12 ½" x 60"
- 12 ½" x 72"

Solid Top or  
up to 4-12" Leaves



# OLDE CENTURY MISSION

- 1" rectangle top with Mission edge is standard
- Skirt standard with half-lap corner joints
- Trestle base is 24" wide
- Available in Oak, Cherry, Quarter Sawn White Oak & Brown Maple
- Floor to bottom of skirt 26½"
- Recommended chair: Olde Century from Artisan Chairs

## AVAILABLE SIZES:

- 42" x 60"
- 42" x 66"
- 42" x 72"
- 48" x 60"
- 48" x 66"
- 48" x 72"

Up to 4-12" Leaves  
or 1-18" Butterfly Leaf  
or 2-18" Butterfly  
Leaves (2 BF N/A on  
42x60 & 48x60)





*Shown in Rough Sawn Wormy Maple  
with FC-42000 Almond 10 sheen finish.  
Shown with Artisan Orewood Chairs.*

*(Note: Actual color may vary from picture)*





# OREWOOD TRESTLE

- 1¼" Rectangle top with Mission edge is standard
- Base standard as shown (with levelers)
- Available in Rough Sawn Wormy Maple and Rough Sawn White Oak
- Floor to bottom of skirt 26½"
- Shown in Rough Sawn Wormy Maple with FC-42000 Almond 10 sheen finish (Note: Actual color may vary from picture)



## AVAILABLE SIZES:

- 42" x 60"
- 42" x 72"
- 48" x 60"
- 48" x 72"

Up to 4-12" Leaves



# OXFORD DOUBLE

- 1½" Rectangle top with Live Edge is standard
- Black powder coated metal base
- Base standard as shown (with levelers)
- Available in Wormy Maple, Rustic Cherry & Rustic Walnut
- Every Live edge top is unique and will vary from top to top
- Shown in Wormy Maple with FC-47823 Bel Air stain (Note: Actual color may vary from picture)



## AVAILABLE SIZES:

- 36" x 84"
- 36" x 96"
- 42" x 84"
- 42" x 96"

Solid top only



# PAGOSA TRESTLE

- 1½" top with Live edge is standard
- Black powder coated metal base
- Base is standard as shown (with levelers)
- Available in Wormy Maple, Rustic Cherry & Rustic Walnut
- Every Live edge top is unique and will vary from top to top
- Shown in Rustic Walnut with Natural finish (Note: Actual color may vary from picture)

## AVAILABLE SIZES:

- 42" x 72"
- 42" x 84"
- 42" x 96"
- 48" x 72"
- 48" x 84"
- 48" x 96"

Solid Top Only



# PARIS TRESTLE

- 1" Semi-boat shape top with Bevel edge
- Base standard as shown with levelers
- Available in Oak, Cherry, Quarter Sawn White Oak & Brown Maple
- Floor to bottom of skirt 26½"

## AVAILABLE SIZES:

- 42" x 72"
- 48" x 72"

Up to 4-12" Leaves





# PARIS BENCH

- 1" top with Mission edge is standard
- 18" high
- Leaf storage box to store all 4 leaves
- Available in Oak, Cherry, Quarter Sawn White Oak & Brown Maple

- Shown in Brown Maple with FC-10749 Autumn Leaf top & FC-230 Onyx base  
*(Note: Actual color may vary from picture)*



## AVAILABLE SIZES:

- 12 ½" x 48"
- 12 ½" x 60"
- 12 ½" x 72"

Solid Top or  
up to 4-12"  
Leaves

# PORTLAND SINGLE

- 1" round top with Mission edge is standard
- Base standard as shown with levelers
- Available in Oak, Cherry, Quarter Sawn White Oak & Brown Maple
- Floor to bottom of skirt 26½"
- Shown in Rustic Cherry with FC-44688 Medium Walnut finish  
*(Note: Actual color may vary from picture)*

## AVAILABLE SIZES:

- 48" x 48" Round
- 54" x 54" Round
- 60" x 60" Round

Up to 2-12" Leaves  
or 1-18" Butterfly Leaf  
(BF N/A on 60x60)



# PRESTON DOUBLE

- 1" oval top with Roundover edge standard
- Base standard as shown with levelers
- Available in Oak, Cherry, Quarter Sawn White Oak & Brown Maple
- Floor to bottom of skirt 26½"

## AVAILABLE SIZES:

- 42" x 60"
- 42" x 66"
- 42" x 72"
- 48" x 60"
- 48" x 66"
- 48" x 72"

Up to 4-12" Leaves



# PRESTON SINGLE

- 1" round top with Roundover edge is standard
- Base standard as shown with levelers
- Available in Oak, Cherry, Quarter Sawn White Oak & Brown Maple
- Floor to bottom of skirt 26½"

## AVAILABLE SIZES:

- 42" x 42" Round
- 48" x 48" Round

Up to 2-12" Leaves  
or 1-18" Butterfly Leaf  
(BF N/A on 42x42)



# RAVENA TRESTLE

- 1" rectangle top with Bevel edge is standard
- Base standard as shown (with levelers)
- Available in Oak, Cherry, Brown Maple & Quarter Sawn White Oak
- Floor to bottom of skirt 26½"
- Shown in Brown Maple with FC-42633 Manchester stain (Note: Actual color may vary from picture)



## AVAILABLE SIZES:

- 42" x 60"
- 42" x 66"
- 42" x 72"
- 48" x 60"
- 48" x 66"
- 48" x 72"

Up to 4-12" Leaves  
or 1-18" Butterfly Leaf  
or 2-18" Butterfly  
Leaves (2 BF N/A on  
42x60 & 48x60)

# RENO BENCH

- 1" top with Mission edge
- 18" high
- Leaf storage box to store up to 4 leaves
- Available in Oak, Cherry, Quarter Sawn White Oak & Brown Maple



## AVAILABLE SIZES:

- 12 ½" x 48"
- 12 ½" x 60"
- 12 ½" x 72"

Solid Top or  
up to 4-12" Leaves



# RENO TRESTLE

- 1" bow end top with Waterfall edge is standard
- Base standard as shown with levelers
- Available in Oak, Cherry, Quarter Sawn White Oak & Brown Maple
- Floor to bottom of skirt 26½"
- Recommended chair: Reno from Artisan Chairs

## AVAILABLE SIZES:

- 42" x 60"
- 42" x 66"
- 42" x 72"
- 48" x 60"
- 48" x 66"
- 48" x 72"

Up to 4-12" Leaves  
or 1-18" Butterfly Leaf  
or 2-18" Butterfly  
Leaves (2 BF N/A on  
42x60 & 48x60)



*Shown in Cherry with Michael's Cherry stain.  
Shown with Reno Chairs from Artisan Chairs.  
(Note: Actual color may vary from picture)*





# RICHLAND TRESTLE

- 1" top with 1" radius rectangle and 5/8" Roundover edge is standard
- Base standard as shown with levelers
- Available in Oak, Cherry, Quarter Sawn White Oak & Brown Maple
- Floor to bottom of skirt 26½"
- Shown in Sap Cherry with FC-10748 Burnt Umber stain (Note: Actual color may vary from picture)

## AVAILABLE SIZES:

- 42" x 60"
- 42" x 66"
- 42" x 72"
- 48" x 60"
- 48" x 66"
- 48" x 72"

Up to 4-12" Leaves  
or 1-18" Butterfly Leaf  
or 2-18" Butterfly  
Leaves (2 BF N/A on  
42x60 & 48x60)



# RIDGECREST

- 1" rectangle top with Mission edge is standard
- Base standard as shown with levelers
- Available in Oak, Cherry, Quarter Sawn White Oak & Brown Maple
- Floor to bottom of skirt 26½"

## AVAILABLE SIZES:

- 42" x 66"
- 42" x 72"
- 48" x 66"
- 48" x 72"

Up to 4-12" Leaves



# RIDGEWOOD

- 1" round top with Mission edge is standard
- Base standard as shown with levelers
- Available in Oak, Cherry, Quarter Sawn White Oak & Brown Maple
- Floor to bottom of skirt 26½"

## AVAILABLE SIZES:

- 42" x 42" Round
- 48" x 48" Round
- 54" x 54" Round

Up to 2-12" Leaves  
or 1-18" Butterfly Leaf  
(BF N/A on 42x42)





# RIO VISTA TRESTLE

- 1¾" top with Live edge is standard
- Base standard as shown with levelers
- Available in Wormy Maple, Rustic Walnut & Rustic Cherry
- Every Live edge top is unique and will vary from top to top



## AVAILABLE SIZES:

- 42" x 84"
- 42" x 96"
- 48" x 84"
- 48" x 96"

Solid Top Only



*Shown in Rustic Walnut with Natural finish and Live edge top. Shown with FN Chairs Sheldon chairs in Brown Maple with Onyx stain with Linen fabric.*

*(Note: Actual color may vary from picture)*



# RIO VISTA BENCH

- 1½" top with Live edge is standard
- 18" high
- Available in Wormy Maple, Rustic Walnut & Rustic Cherry
- Every Live edge top is unique and will vary from top to top
- Shown in Rustic Walnut with Natural finish (Note: Actual color may vary from picture)



## AVAILABLE SIZES:

- 12 ½" x 72"
- 12 ½" x 84"

Solid Top Only

# SANTA FE BENCH

- 1¾" Rectangle top with Mission edge is standard
- Available in Rough Sawn Wormy Maple
- Shown in Rough Sawn Wormy Maple with FC-42000 Almond 10 sheen finish (Note: Actual color may vary from picture)



## AVAILABLE SIZES:

- 12 ½" x 48"
- 12 ½" x 60"
- 12 ½" x 72"

Solid Top or  
up to 3-16" Leaves



# SANTA FE LEG

- 1¾" Rectangle top with Mission edge is standard
- Available in Rough Sawn Wormy Maple
- Recommended chair: Houston from FN Chairs
- Floor to bottom of skirt 25½"
- Shown in Rough Sawn Wormy Maple with FC-42000 Almond 10 sheen finish  
(Note: Actual color may vary from picture)

## AVAILABLE SIZES:

- 42" x 60"
- 42" x 66"
- 42" x 72"
- 48" x 60"
- 48" x 66"
- 48" x 72"

Up to 3-16" Leaves



Shown in Rough Sawn Wormy Maple with FC-42000 Almond 10 sheen finish. Shown with FN Chairs Houston chairs.

(Note: Actual color may vary from picture)





# SARATOGA TRESTLE

- 1 ¼" semi-boat shape top is standard
- Edge standard as shown
- Base standard as shown with levelers
- Available in Oak, Cherry, Quarter Sawn White Oak & Brown Maple
- Floor to bottom of skirt 26½"

## AVAILABLE SIZES:

- 42" x 72"
- 48" x 72"

Up to 4-12" Leaves



*Shown in Brown Maple with Autumn Leaf top & Onyx base. Shown with FN Chairs Brookfield chairs in Brown Maple finished with an Onyx stain and Linen fabric.*

*(Note: Actual color may vary from picture)*



# SARATOGA SINGLE

- 1¼" thick 4-sided semi-boat shape is standard
- Edge standard as shown
- Available in Oak, Cherry, Quarter Sawn White Oak & Brown Maple
- Floor to bottom of skirt 26½"

## AVAILABLE SIZES:

- 48" x 48"
- 54" x 54"
- 60" x 60"

Up to 2-12" Leaves



# SAVANNAH SINGLE

- 1" Round top with 5/8" Roundover edge is standard
- Base standard as shown with levelers
- Available in Oak, Cherry, Quarter Sawn White Oak & Brown Maple
- Floor to bottom of skirt 26½"
- Shown in Brown Maple with SP-156 Worn Spice Med-Dis. 10 sheen top and SP-167 Weathered Tusk Med-Dis. 10 sheen base  
(Note: Actual color may vary from picture)

## AVAILABLE SIZES:

- 42" x 42" Round
- 48" x 48" Round

Up to 2-12" Leaves  
or 1-18" Butterfly Leaf  
(BF N/A on 42x42)





# SHELBY TRESTLE

- 1" Bow End top with Waterfall edge is standard
- Base standard as shown with levelers
- Available in Oak, Cherry, Quarter Sawn White Oak & Brown Maple
- Floor to bottom of skirt 26½"
- Shown in Sap Cherry with FC-48024 American Antique finish  
*(Note: Actual color may vary from picture)*

## AVAILABLE SIZES:

- 36" x 48"
- 36" x 54"
- 36" x 60"
- 42" x 48"
- 42" x 54"
- 42" x 60"

Up to 3-12" Leaves





# SHERIDAN TRESTLE

- 1" bow end top with Chamfer edge
- Base standard as shown (has levelers)
- Available in Oak, Cherry, Quarter Sawn White Oak & Brown Maple
- Floor to bottom of skirt 26½"

## AVAILABLE SIZES:

- 36" x 48"
- 36" x 54"
- 36" x 60"
- 42" x 48"
- 42" x 54"
- 42" x 60"

Up to 3-12" Leaves



*Shown in Red Oak with  
FC-48015 Sandstone stain.  
Shown with FN Abe Chairs.*

*(Note: Actual color may vary from picture)*



# SHERIDAN BENCH

- 1" rectangle top with Mission edge is standard
- 18" high
- Leaf storage box to store all 4 leaves
- Available in Oak, Cherry, Quarter Sawn White Oak & Brown Maple
- Shown in Red Oak with FC-10901 Golden Brown stain (Note: Actual color may vary from picture)

## AVAILABLE SIZES:

- 12 ½" x 48"
- 12 ½" x 54"
- 12 ½" x 60"

Solid Top or  
up to 3-12" Leaves



# SIERRA

- 1" rectangle top with Mission edge is standard
- Base standard as shown with levelers
- Available in Oak, Cherry, Quarter Sawn White Oak & Brown Maple
- Floor to bottom of skirt 26½"
- Recommended chair: Sierra from Artisan Chairs

## AVAILABLE SIZES:

- 42" x 60"
- 42" x 66"
- 42" x 72"
- 48" x 60"
- 48" x 66"
- 48" x 72"

Up to 4-12" Leaves  
or 1-18" Butterfly Leaf  
or 2-18" Butterfly  
Leaves (2 BF N/A on  
42x60 & 48x60)



# STANWOOD

- 1¼" rectangle top with Mission edge
- 4" x 4" leg standard as shown
- 3½" straight skirt
- Available in Oak, Cherry, Quarter Sawn White Oak & Brown Maple
- Floor to bottom of skirt 25½"



## AVAILABLE SIZES:

- 42" x 60"
- 42" x 66"
- 42" x 72"
- 48" x 60"
- 48" x 66"
- 48" x 72"

Up to 4-12" Leaves

# TRADITIONAL DOUBLE


- Oval top with Roundover edge is standard
- Classic Empire feet standard as shown with levelers, also available with claw feet
- Bar spreader is standard as shown, Spindle Rail is also available
- Available in Oak, Cherry, Quarter Sawn White Oak & Brown Maple
- Quarter Sawn White Oak tables will have Oak base
- Also available as an extension table with up to 12 leaves with drop legs that support both ends
- Floor to bottom of skirt 26½"



Spindle Rail



Claw Feet



Empire Feet

## AVAILABLE SIZES:

- 42" x 60"
- 42" x 66"
- 42" x 72"
- 48" x 60"
- 48" x 66"
- 48" x 72"

Up to 4-12" Leaves



# TRADITIONAL LEG

- Rectangle top with 4" corner radius standard
- Roundover edge is standard
- Table skirt standard as shown
- Non-geared wooden slides
- Available in Oak, Cherry, Quarter Sawn White Oak & Brown Maple
- Floor to bottom of skirt 24½" at the legs and 26½" at the center

## AVAILABLE SIZES:

- 42" x 60"
- 42" x 66"
- 42" x 72"
- 48" x 60"
- 48" x 66"
- 48" x 72"

Up to 4-12" Leaves  
or 1-18" Butterfly Leaf



# TRADITIONAL PUB

- 1" round solid top with Roundover edge is standard
- Classic empire feet standard as shown with levelers, also available with claw feet
- Available in Oak, Cherry, Quarter Sawn White Oak & Brown Maple
- Quarter Sawn White Oak tables will have Oak base
- 36" high is standard. Also available in 30" & 42" h
- Floor to bottom of skirt 32½"

## AVAILABLE SIZES:

- 36" x 36" Round
- 42" x 42" Round
- 48" x 48" Round

Solid Top Only



# TRADITIONAL SCALLOP

- 1" scalloped oval top and beveled edge is standard.
- Classic empire feet standard as shown with levelers, also available with claw feet
- Spindle rail also available
- Available in Oak, Cherry, Quarter Sawn White Oak & Brown Maple
- Floor to bottom of skirt 26½"



## AVAILABLE SIZES:

- 42" x 60"
- 42" x 66"
- 42" x 72"
- 48" x 60"
- 48" x 66"
- 48" x 72"

Up to 4-12" Leaves

# TRADITIONAL SINGLE

- Round top is standard
- Roundover edge is standard
- Classic empire feet standard as shown with levelers, also available with claw feet
- Available in Oak, Cherry, Quarter Sawn White Oak & Brown Maple
- Quarter Sawn White Oak tables will have Oak base
- Floor to bottom of skirt 26½"




## AVAILABLE SIZES:

- 36" x 36" Round
- 42" x 42" Round
- 48" x 48" Round

Up to 2-12" Leaves  
or 1-18" Butterfly Leaf  
(BF N/A on 36x36  
& 42x42)



Claw Feet



Empire Feet

# TULSA CABINET

- 1¾" rectangle top with Mission edge is standard
- Available in Rough Sawn Wormy Maple
- Cabinet base is 36" w x 25" d (no options on cabinet size)
- Standard with 3 drawers and sliding door with adjustable shelves (no options)
- 36" high is standard also available 42" High
- Floor to bottom of skirt 32½"
- Shown in Rough Sawn Wormy Maple with SP-166 Weathered Treebark 10 sheen top and SP-167 Weathered Tusk 10 sheen base (Note: Actual color may vary from picture)

## AVAILABLE SIZES:

- 42" x 60"
- 42" x 72"
- 48" x 60"
- 48" x 72"

Up to 2-16" Leaves



*Shown in Rough Sawn Wormy Maple with SP-166 Weathered Treebark 10 sheen top and SP-167 Weathered Tusk 10 sheen base. Shown with FN Chairs Houston Bar Stools.*

*(Note: Actual color may vary from picture)*





# VANCOUVER TRESTLE

- 1" bow end top with Mission edge is standard
- Base standard as shown with levelers
- Available in Oak, Cherry, Quarter Sawn White Oak & Brown Maple
- Floor to bottom of skirt 26½"
- See below for expanded views and leaf detail for optional butterfly leaves

## AVAILABLE SIZES:

- 42" x 60"
- 42" x 66"
- 42" x 72"
- 48" x 60"
- 48" x 66"
- 48" x 72"

Up to 4-12" Leaves  
or 1-18" Butterfly Leaf  
or 2-18" Butterfly  
Leaves (2 BF N/A on  
42x60 & 48x60)



Shown with 1 leaf



Shown with 2 leaves

Butterfly leaf storage detail



# WABASH BARREL

- 1¼" Round top with Mission edge is standard
- Base standard as shown (with levelers)
- 36" high is standard
- Black powder coated metal base
- Available in Oak, Cherry, Brown Maple, Quarter Sawn White Oak & Rustic Cherry
- Floor to bottom of skirt 32½"
- Shown in Rustic Hickory with FC-44688 Medium Walnut finish *(Note: Actual color may vary from picture)*

## AVAILABLE SIZES:

- 48" x 48" Round
- 54" x 54" Round

Up to 2-12" Leaves





# WELLINGTON TRESTLE

- 3" edge band top with random grooves and breadboard ends (no grooves in leaves)
- 1/4" Roundover edge and corners
- Ball bearing slides are standard
- Base standard as shown with levelers
- Available in Oak, Cherry, Quarter Sawn White Oak & Brown Maple
- Not available in Grey Elm, Hickory or Rustic Hickory



## AVAILABLE SIZES:

- 42" x 88"
- 48" x 88"

Up to 2-16" Leaves



*Shown in Brown Maple with a 3" edge band top in SP-156 Worn Spice Med. Distressed 10 sheen stain. Shown with FN Chairs Ramsey chairs.*

*(Note: Actual color may vary from picture)*





# WESTIN

- 1¼" round top with Mission edge is standard
- Base standard as shown with levelers
- Available in Oak, Cherry, Quarter Sawn White Oak & Brown Maple
- Quarter Sawn White Oak tables will have regular White Oak base
- Floor to bottom of skirt 26½"



## AVAILABLE SIZES:

- 48" x 48" Round
- 54" x 54" Round
- 60" x 60" Round

Up to 2-12" Leaves

# XAVIER BENCH

- 1½" top with Live Edge standard
- Black powder coated metal base
- Available in Wormy Maple, Rustic Walnut & Rustic Cherry
- Every Live edge top is unique and will vary from top to top

## AVAILABLE SIZES:

- 12 ½" x 72"
- 12 ½" x 84"

Solid Top Only



# XAVIER TRESTLE

- 1½" top with Live edge is standard
- Black powder coated metal base
- Base is standard as shown (with levelers)
- Available in Wormy Maple, Rustic Walnut & Rustic Cherry
- Every Live edge top is unique and will vary from top to top



## AVAILABLE SIZES:

- 42" x 72"
- 42" x 84"
- 42" x 96"
- 48" x 72"
- 48" x 84"
- 48" x 96"

Solid Top Only


*Shown in Rustic Walnut with  
FC-47823 Bel Air stain.  
Shown with FN Sheldon Chairs.*

*(Note: Actual color may vary from picture)*





# Home of West Point Woodworking, LLC





*West Point*   
WOODWORKING LLC