


FISHIN' TALES




DETROIT AREA CHAPTER
MICHIGAN STEELHEAD AND SALMON FISHERMEN'S ASSOCIATION

PUBLISHED BY THE DETROIT AREA CHAPTER

VOLUME 2 • NUMBER 9

DECEMBER, 1977

Rare pink salmon taken



THIS FISH WAS CAUGHT October 22, 1977. The strange-looking fish is a pink or "humpback" salmon. It was caught while surf fishing in Lake Michigan near Glen Arbor in Leelanau County. The bait used was one of Burl's Golden Nugget clusters, fished with a slip sinker rig, light line and small hook, just off the bottom. The fish was taken to the Platte River Weir, where a state fish biologist positively identified it. He also claimed that as of that date, no pinks had been harvested at the Weir, but a few pinks have shown up in other northern streams flowing into Lake Michigan and Lake Superior.


seek and Andy will give us an update on what the state organization has accomplished this past year and the direction of the organization for next year and the years to come. Both Dave and Andy will answer questions (after their speeches, either from the floor or in private).

Trophies will be presented to the winners of the Big Manistee River Tournament and the St. Joe River Tournament. Members can sign up for the AuSable River Tournament at the meeting.

The results of the election of Directors for next year will be announced — if you haven't voted, mail or give your ballot to Elton Luckritz at the meeting. In addition, the names of the Steelheader and Director of the Year will be announced.

Traditional with the annual meeting will be the "Super Raffle". Each lady attending will be given a free ticket for the "Tony Tree", (named in honor of our hard-working director in charge of the tackle raffle Tony "Walleyes can be fun" Recchia). This miniature Christmas tree will be adorned with shimmering lures in a mind-boggling array of colors, sizes and shapes. In addition, there will be an added bonus of a bottle of perfume and some surprise super prizes for the tackle raffle.

All this, in addition to our usual fine tackle raffle prizes donated from Yakima, Charger, J. C. Penney, Acme Sport Lakeside, etc.

This is THE BIG ONE of the year — you need not be a member to attend or to win. Hope to see YOU there — bring a buddy and a ladyfriend. 

Don't forget to bring your ballots to the membership meeting. There will NOT be any ballots available at the meeting. Also, bring along the chapter questionnaire which was in your November issue of FISHIN' TALES.

PLEASE VOTE!

Annual membership meeting

Our December Membership Meeting will be held at Bonnie Brook Country Club Tuesday, December 20, 1977 at 7:30 p.m. This is the "Annual Membership Meeting".

We will have two guest speakers: Dave Weaver-Regional Fisheries Biologist from the DNR and Andy Pelt, Executive Director from the state organization of the MSSFA.

Dave will give us an update on a myriad of topics relative to the fish we



ELECTIONS

A new Board of Directors will take over the chapter leadership effective January '78. Be sure to vote. Ballots were distributed in last month's newsletter whereon an address is noted to mail your choices. Or, take to the annual meeting on December 20.

QUESTIONNAIRE

The same newsletter carried our 1978 Questionnaire of your fishing preferences, locations, equipment, etc. There are also questions on club priorities, committees requiring volunteers and other issues where we seek your opinions and comments. The questionnaire can be mailed or taken to meetings.

STATE DIRECTORS

There was an early December meeting in Lansing of the MSSFA Board of Directors. Of significant interest locally was the nomination for state director of Detroit membership chairman, Jim Boyer, by the chapter president. Jim was unanimously elected to fill the seat vacated with the resignation of Ken Bonin.

Andy Pelt reported that present plans indicated about six (6) MSSFA - sanctioned trolling tournaments next season. All are reported to be at Lake Michigan ports. The three-man tournament committee will be expanded to five with rules and details to follow.

The Prez Sez



JOHN MAKELA

The fifth annual state dinner on January 14 in Grand Rapids is a 'humdinger'. Another feature added to the fun will be awards for an outstanding Steelheader from each chapter.

The state board approved a contract naming Executive Director Andy Pelt as publisher of the Steelheader newspaper. Andy is producing an 8-page paper each month except the January issue will have 20 pages. (If you are not receiving the state newspaper, check your membership renewal date. Then, contact our chapter membership chairman).

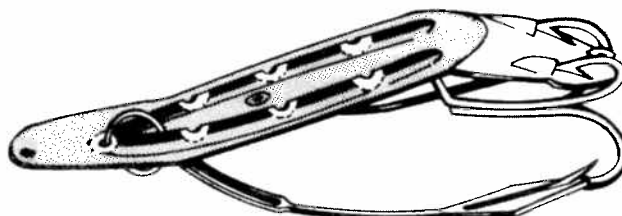
CHAPTER DIRECTORS

The local Board met on December 6. Most of the agenda is reported elsewhere in this issue - meetings, tournaments, annual dinner, elections, boat raffle, directors. Larry Serafin reported that the preliminary work has begun for our appearance at the Michigan Marine Dealers Assoc. (MMDA) 20th Annual Greater Michigan Boat Show. The MMDA has donated space to the chapter and we thank Executive Director Ray Underwood. The 10-day show runs February 3-12 at Cobo Hall, Detroit.

The boat raffle chairman, Jim Boyer, reported that his work is progressing well and he needs volunteers to sell raffle tickets and memberships at the Boat Show. Call Jim, or complete the questionnaire. (A boat raffle story appears elsewhere in this issue.)

At last!

A Weedless Treble-hook Lure !!



... don't forget to take your fishin' stuff to the 'swap-shop' at the meeting. Mark it with your name and, if you don't trade it, a price. Transactions should take place after the meeting.

... a few chapter jackets (those dashing blue beauties) have turned up and we'd like to see you in one. Ask for John at 583-1910. Immediate delivery.

... we still have a half dozen jackets that were ordered and not picked up. Call the same number.

... as of 12/7, only 15% of you have bothered to vote. C'mon.

... MSSFA spring shows start at Muskegon on Feb. 11 and continue each week thru mid-April. Most all chapter locations will have a show.

... the "New Products" selection this month (our first) features something new from Lake Products Co. Owner John Rustowicz has been a generous supporter of our chapter since day one in 1974....

For years, tackle makers have looked for a practical way to make a weedless, but not fishless, artificial lure with treble hooks. The latest effort was made by John Rustowicz of Lake Products Company in Utica, Mich.

The lure is a weedless version of the firm's Charger spoon. It comes in one-quarter, one-half, one, and two-ounce sizes which measure 2 1/2, 3 1/4, 4 1/4 and 5 1/4 inches respectively. The weedless mechanism is unique.

Two points of the treble hook slip into slots on the top side of the spoon. The third hook point is protected by a stainless steel bar on the underside of the lure. A slot in this bar slips over the barb of the hook point. The bar may be bent to increase the force needed to release the treble hook when a fish strikes. With this capability you can eliminate hookups with smaller fish.

The weedless Charger spoon should catch all major sport-fish but will be especially useful for anglers working the heavy weeds for muskies, pike or pickerel, walleyes and bass.

You can get more information from Lake Products Co., Box 116, Utica, MI 48087.

FISHIN' TALES
 Published Monthly by
 Detroit Area Chapter
 of the
 Michigan Steelhead and
 Salmon Fishermen's
 Association
 2818 Vinsetta Blvd.
 Royal Oak, MI 48073

The views expressed in this paper are those of the Chapter Members and the Editor. The purpose of this paper is to inform the Chapter Members of events which affect the Sportfishermen. It is our intention to teach, inform and guide the members to respect and appreciate the Great Lakes, Rivers and Land around us.

NEWSLETTER COMMITTEE

Publisher John Makela
 Editor Gary Gray
 All Advertising . . . Gary Gray



GEORGE REIDEL (BUDDHA), President of the Saginaw Valley Chapter, at the secret fishin' hole just above the coffer at Tippy Dam.

Late Autumn at Tippy Dam

JERRY BLANTON HOLDING an 8½ lb. steelhead caught at the Tippy Dam.



1977 MEETING SCHEDULE

Tuesdays, 7:30 p.m.
 Bonnie Brook Country Club
 December 20, 1977
 January 31, 1978



TACKLELAND
 ONE OF THE WORLDS
 FINEST DISPLAYS
 OF FISHING TACKLE

* FREE FISHING LICENSES
 FOR RESIDENTIAL
 SENIOR CITIZENS

383-3244
 18800 DIX., MELVINDALE Between Oakwood & Outer Dr

The Better Bedroom People On Telegraph Road

HOUSE OF BEDROOMS

1716 S. Telegraph Road
 Bloomfield Hills, Mich. 48013

BOB GOLDMAN

334-4593

FISH THE RIVER **MARY E** Starting Dec. 1

ST. JOE RIVER WITH "EMIL DEAN" Place Your Charter Now!

616-362-3760
 616-471-5005

BOARD OKAYS FREE CHARTER BUSES

State Steelheaders to Dine & Dance January 14 in Grand Rapids

The Detroit Chapter is chartering at least two buses in order to take its members to the Annual Steelheaders Dinner and Dance in Grand Rapids, January 14, 1978. We already have 31 couples who have bought tickets.

Each year since the Michigan Steelheaders began, they have held an annual dinner and dance at the Pantlind Hotel in Grand Rapids. This year more than any other, it is important that we in the Detroit Chapter attend this dinner dance. The Detroit Chapter has become the progressive force behind the Steelheader organization and our renewed interest in bringing all the chapters closer together can start by our support for this once-a-year social event — not to mention what a fantastic time we all will have. We feel this is one opportunity to renew old friendships and get to know the state officers and other chapter personnel better.

Listen up. The Detroit Chapter is unique and we feel we're one big family and that's why we decided to charter a luxury bus and leave the driving to a professional. Each bus will seat 46 people, have reclining seats, a rest room, ice and refreshments (mixes) for the trip up and coffee and doughnuts for the trip back. We will leave from Kendallwood Mall Shopping Center, 12 Mile and Farmington Road, Farmington at approximately 2:00 p.m., Saturday, January 14 and return at approximately 3:30 a.m., Sunday morning.

TIMETABLE:

Date — January 14, 1978

- 2:00 p.m. — Leave Farmington
- 5:30 p.m. — 6:00 p.m. — Arrive Grand Rapids
- 6:00 p.m. — 6:30 p.m. — Relax — Freshen Up
- 6:30 p.m. — Social Hour
Followed by Dinner
- Door Prizes — including at least 10 each \$20 Ladies Door Prizes Great Tackle Prizes for the Men
- 9:00 p.m. — 12:00 a.m. - Dancing to the music of a great band and lots of time to gab and refresh.
- 12:00 a.m. — Leave Grand Rapids for Farmington

Dress — Informal- Men — Sports Coats
Ladies — Pantsuits/Dresses

Cost — \$10.00 per person

● **IMPORTANT** ●

We **MUST** know if you plan to attend. Please bring money to December 20 meeting or contact Paul Irvine, 645-1300 (office), 647-5912 (home); Larry Serafin, 537-6926; John Makela, 583-1910; or Bob Lindberg, 399-7418.

CAST OR TROLL THESE FAMOUS LURES FOR MUSKIE — PIKE — BASS — SALMON — TROUT!



"THE SUR-KATCH"



"THE BELIEVER"

U.S. PAT 243,086

# 5's	# 4's	# 3's	# 2's
2 oz.	1 oz.	1/2 oz.	1/4 oz.
\$3.75	\$2.50	\$2.25	\$1.50

7" Jointed 1 1/2 oz.	\$5.00
7" Straight 1 1/2 oz.	\$4.25
6" Jointed 1 oz.	\$4.50
6" Straight 1 oz.	\$3.75

34 COLORS: Dark, Crackle, light - Helin Frogs Silver, White Yellow - Coach Dogs, Perch, Bass Orange & Black, Red & White Devils, Orange & Black Split, Blue-Chart Split, Orange-Chart Split, Chart w/Green & Black Spots, Chrome w/Blue - Above are some of our 34 Various Color Combinations.

A census taken on Lake St. Clair, showed that charterboats have taken more Muskies on the "Believer" than any other bait.

1977 Sarnia Salmon Derby

1st & 4th Place	Chinook
2nd Place	Brown Trout
2nd Place	Coho

All on Drifter Tackle

24 COLORS: Perch, Bass, Dark Frog, Crackle Frog, Helin Frog, Yellow Coach Dog, Orange Coach Dog, Red Head/White Body, Sucker, Golden Shiner, Black Sucker, Homers Frog, Orange & Black L/S, Red & White L/S, Old Bass, Silver Coach Dog, White Coach Dog, Chart W/Orange Spots, Yellow Fire Lacquer Coach Dog plus 4 new colors.

When ordering please specify quantity, size and colors. Send check or money order to:

THE DRIFTER TACKLE CO.



"FISH YOUR WAY TO FAME"

23030 Industrial Dr. E.
St. Clair Shores, Mich. 48080

"Dear Santa... Any good waders?"

I can't remember a fishing trip I have made in fifteen years where something isn't mentioned concerning the condition of someone's waders... And how many times have you heard — said — or thought — "With all our scientific technology, why can't we buy a pair of waders that won't leak?" **THERE ISN'T A GOOD PAIR OF WADERS ON THE MARKET!!!!**

It is a crying shame that the big names in fishing clothing, or the big names in rubber can't come out with a wader that is worth the money they ask. Sure, some have a year's guarantee — but that doesn't get the job done when you step into the surf at Thompson Creek or wade into the current below the coffer at Tippy and a disgusting feeling takes over your body --before you make that first cast --because of a cold wet trickle of water down your ankle.

I am as desperate as the next fisherman when it comes to needing good waders and will do just about anything to obtain a pair that is worth any amount of money. About eight years ago I saw a fancy pair of waders while fishing at Homestead Dam on the Betsie. They were on the body of one Larry Sivak of Beaverton. I asked him all the questions I could think of and when he said there is a "Five Year Guarantee", I figured they would have to be worth a try.

As Lar walked across the dam to the south side — I witnessed the second most spectacular feat of human strength in my lifetime. Larry started down the steep, snow-covered hill to fish off of the abutment in the spillway. His feet slipped from under him and downhill--on his seater--he started. Now Sivak weighs 185 lb. — he was in his winter parka--his fishing vest weighs in at 10-15 lb. when full of tackle and with his rod held up in front of him, he looks like he is enjoying the ride downhill. As he passed the halfway mark — his speed was really picking up and I don't know what Larry was thinking — but panic hit me. Now, you won't believe this... but so help me... as his **ENTIRE BODY WENT OVER** the abutment, he reached back with his left arm and grabbed the inside edge of the concrete abutment with his bare hand, **BROKE HIS MOMENTUM, AND HUNG THERE--ONE HANDED!!** He reached back up with his rod hand and sat the rod down, then pulled himself up onto the concrete top, brushed off his hands, lifted his foot up and pointed to the sole of his waders, picked up his rod and began fishing the spillway — **UNBELIEVABLE!!!!** I don't care if he was runner-

up in a "Mr. Michigan" body-building contest--it was still unbelievable.

Back to the waders: I purchased these "Graylite" waders with the "insulated" boot — which isn't insulated. The sole was more like plastic than rubber in the winter, with no tread on the sole. The sole was my biggest complaint because it was dangerous on snow and on muddy trails along stream banks. I wrote the head honcho about the boot and all that Mr. Bailey could offer was that the wader wasn't designed for our Michigan weather. I did get the full five years of "dry socks" fishing without putting on a patch — so aside from improper insulation and terrible soles — it was a wader worth the \$60 (back then).

I experienced only one incident with these Graylites. One frigid morning as I descended the infamous "hill" (before the steps were installed) leading down to Tippy Dam, I went "oops" on the icy packed snow and did a belly flopper half-way down. Can you picture a 240lb. (Buddha says 260lb) swan doing his dive — arched back (thank God, no wiggler bucket), arms up and extended (protecting my Maxi-stick) — even the Russian judges would have given me a 9.5!!!! When Mike VerBermoes saw that all was well, I didn't think he would ever stop laughing — it must have been a classic... wish I could have **watched** it!

Two months ago I picked up a copy of **FISHING HOLES** magazine (Shohomish, Wa.) and spotted an ad for custom made waders. I immediately sent a two page letter to John Martinis of Bob's Sporting Goods in Everett, Wa. I was thorough in explaining our needs — that the insulation in the boots of the "Northerners" and "Marathoners" were great and their "cleated" soles were fine for our needs (we needed that type of boot) — but — we also needed a top that wouldn't dry rot tomorrow.

John sent me an encouraging reply. It is a **CUSTOM** wader. He will give you a "Northerner" boot but will also give you other brand insulated boots if desired. The top of the wader is "pure gum rubber" — resistant to dry rot ("ozone" cracking), tailored to your body measurement. A five-year guarantee for any production defect--\$80.00!! One week delivery. If this strikes a favorable ring with your Xmas bells, then write for your own satisfaction to:


John A. Martinis, Jr., 3906-97th Dr.S.E., Everett, WA 98205
My order is in — no, I am not a "rep" for John — I just still believe in Santa Claus!!

By Dick Swan



NEW U.S. RECORD
57½ LB. LAKE TROUT
CAUGHT ON A
NO. 4 CHARGER

LAKE PRODUCTS CO.
P.O. BOX 116
UTICA, MI 48087




Charger Lures

ACME BOAT

STARCRAFT
BOATS

23520 WOODWARD
FERNDALE
542-4851



JOHNSON
MOTORS

E-Z LOADER
TRAILERS

10% Off to all Steelheaders

DO IT YOURSELF!**Preserving single salmon eggs**

Single salmon eggs are used for bait by fishermen in all parts of the country, and the fisherman who is willing to put forth a little time and effort can prepare a suitable bait from salmon roe. The only requirement is a reasonably large egg size and proper care before preparation.

Eggs in tight skeins may be separated from the membrane by immersing in water at a temperature of 115°-120° F. and hand manipulating the egg mass. The membrane coagulates at this temperature and allows the eggs to be separated easily without damage.

Materials needed to prepare single eggs include:

- 1. Preservative bath** consisting of one part commercial (40%) formalin (available at most drug stores) to 20 parts water at about 90° F.
- 2. Dye** (if red eggs are desired) consisting of 1/4 teaspoon of powdered Safranin-O (available at many drugstores) dissolved in two quarts of water.
- 3. Neutralizing and fixing bath** consisting of eight tablespoons of sodium bisulfite (available from photo supply dealers and at some drug stores) dissolved in a gallon of water at 60° F.
- 4. Glycerine** with six drops 40% formalin added per ounce.
- 5. Fish-attracting flavors**, such as anise, may be added to glycerine if desired.

Immerse single eggs in the preservative bath for 30-45 minutes. Since processing characteristics of eggs will vary, these treatment times are guides. The sportsman should process small batches until the correct treatment for his eggs is obtained. Remove single eggs from the formalin solution while still soft, but with no trace of a liquid center when sliced in half. The fixing and glycerine treatments will have an additional firming effect. Eggs left in the bath too long are rubbery and undesirable for bait.

Eggs may be dyed at this point by dipping in a dye solution for a few minutes. It is thought by some that fish are more readily attracted to brightly-colored eggs. The degree of redness depends on the strength of the dye solution and the time of immersion. When the desired color is obtained, rinse excess dye off the eggs with water.

Immerse eggs in a neutralizing-fixing bath for 20-30 minutes to neutralize any further action of the formalin. This prevents undue hardening during storage.

Drain and place in screw-cap jars for storage. Do not rinse or allow surface of eggs to dry before sealing. Formalin (6 drops /ounce glycerine) and, if desired, anise, is added to the glycerine before it is poured in the jars of eggs.

Pour enough glycerine, with additives, into the jars to moisten the eggs but not cause a noticeable accumulation at bottom of jar. Eggs treated in this way will keep for weeks in a warm room and may be stored for over a year in the refrigerator.



**SUPPORT OUR
ADVERTISERS**



For those of you wives and/or lady friends who don't know what to get the old steelheader this year, and are not sure if you are buying the right things, here are a few suggestions that might fill up the stocking this year.

For the steelheader who is a river fisherman:

Small Items:

- Lil' Corkys
Size: 1/4", 3/8" and 1/2"
Colors: Various
- Spin & Glos
Size: No. 6 thru 12
Colors: Various
- Wobble Glos
Size: Various
Colors: Various
- Okie Drifters
Size: Various
Colors: Various
- Pencil Lead
Size: 3/16" and 1/4"
Length: Spools
- Monofilament Line
Size: 8 lb. test
Trilene XL
10 lb. test
Stren

Large Items:

Gift Certificates available at

any of the supporters of **FISHIN' TALES.**

And of course one of Dick Swan's custom rods would brighten up any steelheader's Christmas.

For the steelheader who is a boat troller:

Small Items:

- Little Cleos
Size: 1/4 oz., 1/3 oz. and 2/5 oz.
Colors: Blue/Silver
Green/Silver
Red/Gold
- Tadpollies
Size: 1/4 oz and 1/2 oz.
Colors: Various
- J-Plugs
Size: 2 and 3
Colors: Various
- Chargers
Size: Various
Colors: Various
- Flutterspoons
Size: No. 44
Colors: Various

Large Items:

- Large Tackle Box
- Large Cooler — 80 to 100 qt.
- Temp. Gauge — Waller 200 ft.
- Gift Certificates available at any of the supporters of **FISHIN' TALES.**



**ACME
SPORTING GOODS**

Open Daily 9-9 2924 Woodward Ave. South of I3 Mile 549-5352

YOU'LL LIKE 'EM

Using salmon eggs for bait

Salmon eggs make good bait. Properly processed and packaged eggs may be frozen or preserved for a year or more. Depending on the stage of maturity, the roe may be in "loose" or "tight" skeins when taken from the fish. Eggs in loose skeins have reached the stage where they can be readily separated from the enclosing membrane without special treatment. These are excellent for preserving as single salmon eggs. Eggs in tight skeins can be used in preparing cluster egg baits.

The roe should be carefully removed from the fish at place of catch and put into plastic bags. The bags of eggs should be kept cold to ensure high quality. Pack in ice at place of catch before transporting home.

After thawing at room temperature, frozen roe appear to be as satisfactory for making bait as fresh eggs. Fast freezing at -10° to -35° is important for maintaining original appearance, texture and odor of the eggs. Slow freezing results in the formation of large ice crystals which break down cellular structure and cause eggs to become soft and mushy.

To package fresh eggs, double wrap in plastic freezer wrap or locker paper or seal in plastic bags to exclude air. If eggs are exposed to air during frozen storage, dehydration and oxidation will change their color, consistency and odor and eventually make them unfit for bait.

PRESERVING EGG CLUSTERS

The use of powdered borax on salmon eggs is a common

practice among West Coast winter steelhead fishermen. It toughens the eggs, preserves their appearance and prevents the growth of bacteria. The tougher clusters stay on the hook longer than fresh ones.

Preparation of boraxed eggs is simple. It takes very little time to prepare soft or medium-soft clusters that readily "milk" while in the water. Being soft, the eggs within the cluster crush easily and give off odors readily.

- Spread out a sheet of paper large enough to scatter the egg clusters on and cover it with borax.
- Skeins of eggs may either be cut into bait-size pieces with scissors or pulled apart with fingers along the natural connective tissue cleavage lines. Use a sharp pair of scissors to snip off pieces from the dangling end of a skein.
- Thoroughly dust clusters with borax and allow to stand in a cool, dry place for 12-36 hours.
- After the clusters have obtained the desired firmness (overnight), pack in large-mouth jars with airtight seals for storage. Cluster egg baits may be refrigerated for shorter periods or frozen in the jar for longer storage times.

Soft egg clusters tied in a piece of nylon stocking stay on the hook better and are popular Lake Michigan bait for trout and steelhead. These are easily prepared by simply tying clusters in discarded nylon stockings. They are then refrigerated or frozen in suitable containers.

1978 Boat Raffle

The Detroit Area Chapter's Third Annual Fishing Boat Raffle will be the biggest yet.

The total package will have a retail value of about \$6,000, including all accessories. The unveiling will be at our January membership meeting.

The boat that was chosen for our raffle is an 18 foot Starcraft Mariner. It will be equipped with a 55 h.p. electric-start Johnson and a Pamco trailer. This fine fishing rig will be completely equipped for Great Lakes fishing with two downriggers, a new graph and two Eagle Claw rods and reels.

When it is raffled off at our April meeting, it will have been inspected and approved by the Coast Guard Auxiliary for up to three fishermen. The boat will also be equipped with a horn, fire extinguisher, anchor, three personal flotation devices and a ring buoy.

Raffle ticket sales will start with a mailing to all Chapter members in January.

There will be FIVE PRIZES for those selling the most raffle tickets. Last year's winner, Bob Kring, sold 95 books to win the top prize.

Raffle tickets will be available by calling me at 542-9073, or by writing:

Jim Boyer, 1817 Barrett, Royal Oak, Mich. 48067



Membership Application

Membership includes = Free Line for Two Reels, Chapter Newsletter, State Newsletter, Boat Decal, Car Decal, Arm Patch, Annual Guide Book, Membership Card.

Chapter Dues — \$ 5.00
(State MSSFA Membership required)

Chapter & State Dues — \$12.00

NAME _____

ADDRESS _____

CITY _____ STATE _____ ZIP _____

COMPLETE FORM AND SEND WITH CHECK
OR MONEY ORDER PAYABLE TO: DETROIT AREA CHAPTER
1817 Barrett Royal Oak, MI 48067



TIME TO PUT YOUR BOAT AWAY
except for those who brave the cold and fish for trout and jack salmon in November & early December close to shore. For all your winterizing needs I highly recommend you see Bill at ACME BOAT, Ferndale.

See you next year!
Paul Irvine

SPECIALIZING IN BOAT INSURANCE
ALLIANCE UNDERWRITERS INC.
1700 N. Woodward Ave., Bloomfield Hills, MI 48013 — 645-1300

**MICHIGAN STEELHEAD AND SALMON
FISHERMEN'S ASSOCIATION
DETROIT AREA CHAPTER**

1817 BARRETT
ROYAL OAK, MI 48067

Address Correction Requested



Non-Profit Organization
**U.S. POSTAGE
PAID**
Permit No. 289
Royal Oak, Michigan

MEETING NOTICE - PLEASE DO NOT DELAY

CHAPTER DIRECTORS

President
John Makela 583-1910

Vice-President
Bob Rutt 644-1206

Secretary
Bob Lindberg 399-7418

Treasurer
Don White 682-5642

Hot Line
Murrell Blackburn 291-3881

Membership
Jim Boyer 542-9073

Tournaments (Boat)
Mike DeCamillo 535-6737

Education
Elton Luckritz 268-6698

Fund Raising
Tony Recchia 881-4939

Publicity-Public Relations
Tom Schneider 756-7452

Dave Greshan 623-6923
Paul Irvine 647-5912
Larry Serafin 537-6926
Mike Trevas 563-9541

STATE DIRECTORS

Jim Boyer Don Calhoun
Elton Luckritz Paul Irvine
John Makela Bob Rutt
Tom Schneider

COMING EVENTS

December 20: Membership Meeting
Election Night

January 7: AuSable River Tournament

January 14: MSSFA Dinner-Dance
Grand Rapids

January 31: Membership Meeting

RIVER TOURNAMENTS

January 7: AuSable River Tournament
Contact: Jerry Blanton (673-6841)
or Buck Ryder (455-2463)

DINNER - DANCE

January 14: MSSFA Annual Dinner-Dance
at Pantlind Hotel, Grand Rapids
Contact: Paul Irvine (647-5912)
or any Director

EST. 1963
Phone
349-8350

NEW HUDSON FENCE CO. INC.

- INDUSTRIAL
- RESIDENTIAL
- COMMERCIAL

**CUSTOM & SPECIFICATION
FENCING**

WHOLESALE • RETAIL

**DOG KENNELS
WESTERN RED CEDAR
FENCING**

44375 GRAND RIVER NOVI

..... **NOTICE**

The "Swap Shop" and sales will be held after the membership meeting instead of during the membership activities.

.....

Custom Rod Building Supplies
Glass & Graphite Blanks up to 14'

A & A REEL REPAIR

ROD & REEL REPAIR

21006 MACK AVE.
GROSSE POINTE WOODS, MICH. 48236

AL ADAMS 884-7388

THE CLUB
Hot Line
291-8249

CUSTOM RODS
"You owe one to yourself"
DICK SWAN
3230 Oakland, Clare, MI 48617
(517)-386-3220

Salmon-Steelhead
Shooting Rods
Up to 14'

Spin-Fly
Combination
Fighting Handle

MARVIN MARINE INC.

25838 Five Mile Road
Detroit, Michigan 48239

The Midwest's Largest
Aquasport
DEALER KE-7-5955

WEEKLY "HOT" TIPS
ON
WHERE TO FISH
and
THE LATEST CLUB NEWS
USE IT!