FISH TALES

$1.00

VOL. XII • No. 4 | *Published by the Detroit Area Steelheaders* | APRIL 1986

SIX-YEAR INTER-CHAPTER TROPHY DROUGHT ENDS

Detroit Steelheaders Win!

The Wellston Area Tourist Association Super Tournament turned out to be a very good one for the Detroit Area Steelheaders contingent.

The tournament had an overall total of 131 fishermen entered, with 66 in the open class and 65 in the class for Michigan Steelhead and Salmon Fishermen's Association (MSSFA) Chapter fishermen. There were 44 fish caught (15 males and 29 females) with a total weight of 246.11 pounds. Fishermen competed in two different classes, Boat and Bank, with the Boaters taking more fish (24 weighing 102.2 pounds) and the Bank fishermen claiming the total weight honors (20 fish weighing 144.9 pounds).

MSSFA Chapters participating (with the number of members competing shown in parentheses) included: Saginaw Valley (21); Manistee Valley (18); Detroit Area Steelheaders (13); Metro-West (5); Au Sable (4); Kalamazoo (3); and Grand Rapids (1).



ED YANKOSKI II, well-known Detroit Area Steelheader, is shown here accepting the trophy he won as the leading fisherman in the Boat Division of the Wellston Area Tourist Association Super Tournament last month and led the Detroit Area Steelheaders to an overall win in the hotly contested tourney. Well done, "Big Ed!!"

Our club had its best showing, winning the tournament and the trophy that has been held for the last six years by the Saginaw Valley and the Manistee Valley Chapters.

Fishermen found it to be very cold in the morning on tournament day, but conditions improved in the afternoon into a nice, sunny winter day. Boat fishermen made the most of their chances, catching most of what hit, while the Bank fishermen got more hits but also had more trouble landing them.

Detroit Area Steelheader "Big Ed" Yankoski had the second-largest male fish and won the Boat division with a total overall catch of 18.6 pounds. Other Detroiters doing well included Mark Clifford with third-largest female fish and overall catch of three fish for 18.4 pounds, Jim Hardwick with third-largest male fish and overall catch of two fish for 14.5 pounds, and Keith Kempaminen with one fish caught. Nice going, guys!

And to "Big Ed," who caught his first fish of the day on a hand-tied fly, I say you can ALWAYS teach an old dog a new trick!!

—Larry Schneider
"Salmon Buster"

This is it: The Annual Boat Raffle!

DETROIT AREA STEELHEADERS are shown here working hard selling Boat Raffle tickets at the Boat Show. Don't forget to get your tickets now!!

FISHIN' TALES is published monthly by the DETROIT AREA STEELHEADERS. *Views expressed in it are those of the authors, and the Editor. Its purpose is to inform members of events which affect sportfishermen, and to teach and guide the public to respect and appreciate our Great Lakes, rivers and land.*

* * *

Material published in **FISHIN' TALES** may be reprinted, provided proper credit is given to the author, and to **FISHIN' TALES** as the source of the material, and that one complete copy of the publication containing the reprint is sent to the Editor at the time of publication.

* * *

NEWSLETTER COMMITTEE

Editor . . . . . **Joel Garinger**
Field Editor . . . . . **Ken Rogers**

* * *

OFFICERS

PRESIDENT . . . . . **Bob Mitchell**
VICE PRESIDENT . . . . . **Bob Ksionzek**
SECRETARY . . . . . **Mike Lehto**
TREASURER . . . . . **Bob Kring**

DIRECTORS

Joel Garinger	773-9846
Steve Hamilton	881-3871
Dennis Holloway	898-4329
Bob Johnson	474-6860
Don Kirchoff	774-8083
Bob Kring	625-8397
Bob Ksionzek	751-2144
Tom La Porte	546-5984
Jim Legenzoff	839-8958
Mike Lehto	478-9746
Bob Mitchell	528-1379
Ken Rogers	757-5653
Tom Schrinel	463-7603
Ted Warrow	427-1353
Mike Zelkowski	755-6583

COMMITTEES

ADVERTISING
Bob Mitchell Mike Zelkowski

BOAT RAFFLE
Mike Zelkowski

COOLER RAFFLE
Bob Kring Jim Legenzoff

CREWS
Tom Schrinel

DINNER DANCE
Jim Legenzoff Tom Schrinel

FUND RAISING
Mike Zelkowski

MEMBERSHIP
Dennis Holloway Bob Johnson Bob Kring

MSSFA EXECUTIVE BOARD
Don Kirchoff

MSSFA REPRESENTATIVES
Steve Hamilton Mike Lehto

MUCC REPRESENTATIVE
Don Kirchoff

PHOTOGRAPHERS
Joel Garinger Jim Legenzoff

PUBLIC AFFAIRS
Joel Garinger Steve Hamilton
Bob Ksionzek Mike Lehto

PUBLICITY
Tom La Porte Mike Lehto

SHOWS
Dennis Holloway

SPEAKERS & EDUCATION
Jim Legenzoff Tom Schrinel Mike Zelkowski

SPECIAL OLYMPICS OUTING
Open

SPRING SHOW
Dennis Holloway Don Kirchoff Ken Rogers

TOURNAMENTS (BOAT)
Ted Warrow

TOURNAMENTS (RIVER & SURF)
Open

TROPHIES
Ted Warrow

* * *

Send all materials for publication to:
JOEL GARINGER, *Editor*
21237 Sunnydale, St. Clair Shores, MI 48081

SALMON TRIPLOIDY RESEARCH UP-DATE: FIRST DEPARTMENT OF NATURAL RESOURCES EXPERIMENTAL STOCKINGS ARE DUE THIS SPRING!

Imagine catching a 60-pound trophy chinook salmon from Lake Michigan! That's the goal of a fisheries research project entitled: "Induction of Triploidy in Chinook Salmon." Begun last summer under the direction of Drs. Don Garling and Howard Tanner, it is supported by the American Fishing Tackle Manufacturers' Association, in co-operation with the Michigan D.N.R. Fish Division.

Aided by two graduate students, Doug Sweet and Ric Westerhof, Drs. Garling and Tanner are developing a technique to produce triploid chinook salmon by heat-shocking eggs ten minutes after fertilization. A triploid chinook will have three sets of chromosomes instead of two. The heat shock disrupts the second meiotic division so that the egg retains two sets of maternal chromosomes in addition to a single set of paternal chromosomes. These fish will be sterile and shouldn't return to rivers to spawn and die. Since the triploid chinook are expected to live longer, they should grow to a larger size.

Last year, fertilized chinook eggs were immersed in 36° C water for one minute. This procedure induced triploidy in approximately 35% of the juvenile fish. Based on this research and input from West Coast researchers, this year's eggs were heat-shocked for five, ten, fifteen and twenty minutes with rapid or slow cooling. The goal is to produce 100% triploid chinook by one of the treatments. The first experimental stocking by the D.N.R. is expected this spring. Good luck on catching a 60-pounder by about 1991.

Coming Events

MEMBERSHIP MEETINGS

Last Tuesday of each month at 7:30 p.m.
Knights of Columbus Hall, 6177 Chicago Road, Warren

April 29, 1986 • **May 27, 1986** • **June 24, 1986**

BOAT TROLLING TOURNAMENTS

DATE	LOCATION	CONTACT
April 26-27	Benton Harbor (Two-Day) (Saturday is regular tourney, Sunday is new team tourney)	Ted Warrow, 427-1353
May 10	Lexington	Ted Warrow, 427-1353
June 7	Harbor Beach	Ted Warrow, 427-1353
June 28	Oscoda	Ted Warrow, 427-1353
July 12	Port Austin (Ladies Day)	Ted Warrow, 427-1353
July 26-27	Ludington (Two-Day)	Ted Warrow, 427-1353
August 16	Manistee	Ted Warrow, 427-1353
September 6	Frankfort	Ted Warrow, 427-1353

NOTE: Anyone interested in helping run a tourney please call Ted Warrow, 427-1353.

PLEASE NOTE: Until further notice, President Mitchell requests that *NO VENDORS* set up at Members' meetings. *ALL* space is needed for seating the membership!

CLARK
TRANSMISSIONS, INC.
GARY CLARK
★ *10% discount to all Steelheaders* ★
25985 GROESBECK (M-97)
WARREN, MICH.
773-2200

Lakeside Fishing Shop
'YOUR ONE-STOP FISHING SHOP . . .'
Open 362 days a year
★ **CHECK OUR WEEKLY SPECIALS** ★
Gift Certificates Available
HOT LINE: 777-7008
STORE: 777-7003
25110 Jefferson (at 10 Mile)
St. Clair Shores, MI 48081
Mail orders accepted

Benton Harbor opens boat tourney season

Welcome to the 1986 Detroit Area Steelheaders Salmon/Trout Boat Trolling Tournament season. The ice is out and the fish are in! Reports of good king catches are coming in from nearby Lexington, and best of all, from our first tourney port of the 1986 season, Benton Harbor! It's time to get your boat in the water, check out your gear and start catching fish!!

TOURNAMENT FACTS

Our tournament at Benton Harbor will be held on April 26 AND 27. We will be using the Municipal Marina (telephone number: [616] 983-5432) as headquarters for this year's event.

The skippers' meeting on Saturday will be at 6:00 a.m. at the West Basin. Fishing hours will be from 7:00 a.m. to 3:00 p.m., with radio fish calls at 10:00 a.m. and 1:00 p.m. The weigh-in will also be held at the West Basin, starting at 4:00 p.m. Times and other details about Sunday's fishing will be announced at the weigh-in.

Judging from the responses I've been getting on the Team Tournament program, the 1986 tournament schedule, fishing reports, and the number of new boats, this could be the biggest and best tournament ever, so let's all get out to Benton Harbor and set some records for most fish caught!

A word of caution: BE SAFE! Remember, the water is COLD. Be extra-careful that no one goes overboard—you may not be able to get back to him in time. BE SAFE!

SOME HELPFUL FISHING TIPS

How do you fish a port like Benton Harbor? Ask a lot of questions. Get the important facts from as many skippers as possible, sort them out, then plan your program.

What are the important facts? They are, in order:

1) Surface temperature
2) Water temperature
3) Trolling speed
4) Types of lures
5) Fishing depths
6) Depth of water
7) Colors of lures
8) Distance of lures from cannonballs
9) Fishing location

Remember, it's springtime and things change fast. Be prepared to change with changing conditions. Temperature is critical, and changeable. The St. Joseph River will produce a very definite mud line, and the mudstream will likely be at a different temperature than the surrounding waters. Also, you'll encounter temperature 'pockets'—watch for these and fish them.

If the temperature is 50° F or above, use spoons and Rapalas, fished slowly. If the temperature is between 44° and 50° F, use Wiggle Warts and Rapalas, fished slower.

If the temperature is below 44° F, use Fat Rap's "creepy slow" program: COLDER, FATTER, SLOWER . . . WARMER, THINNER, FASTER!!

Try fishing 5' to 15' down, 20' to 100' back, in 20' to 40' of water in and out of the mud line and temperature change zones, then adjust to the fish. Don't forget your hot green, chartreuse, yellow, and lemon-lime lures. When the fishing is slow and nothing works, shorten the leads, slow the boats, and go to chrome.

Good luck to all, and good fishing!

--Ted Warrow
Boat Tournament Director

SMALL TURN-OUT AT BETSIE RIVER TOURNAMENT

The Detroit Area Steelheaders' tournament on the Betsie River on March 15 got underway at 6:00 a.m. with a total of *four* competitors: Jim Hardrick, Bob Allen, Doug Karakas, and the author. The fishing was slow, and the wind was up and strong. I didn't see anyone else from our club, but maybe next tournament . . . .

As usual, I developed a leak in my waders, and instantly learned that the water temperature was 31 degrees—I definitely need a new pair! Anyway, patched up, dried off and back to the river by 11:00, it was Fish On by 11:30!

That fish took me over the logjam, back across it, and then headed up the river. As I fought him, I thought, "I've got to land this fish. It might be good for first or second place." Since I had yet to see anyone else from our club, that seemed to be a real possibility.

I was helpless to do anything but try to tire him out, and after quite a battle, the darn hook pulled out. Tough break! Down the tubes went my dream of breaking the old "Tournament Chairman Curse."

At the 4:00 p.m. tourney close, I found myself at my van thinking I was all alone. Just then, here came Jim with a 2½-pound brown trout, followed by Bob with a first-place 3¾-pound Steelie. I hope to see *a lot* of you there to help close out our river tourney season!

—Dick Leonard

MAY I SHOW YOU A PROSPECTUS . . . ?

LIFE
HEALTH
DISABILITY
IRA'S
EDUCATION FUNDS
MUTUAL FUNDS
KEOGH
ANNUITIES

GROUP
DENTAL
VISION
PENSIONS
401 (K)
KEY EMPLOYEE BUY/SELL

BOB BOUCHEY
Registered Representative
Grosse Pointe Office
779-2900
MEMBER, MSSFA DETROIT AREA
New York Life Securities Corp.
New York Life Insurance and Annuity Corporation

HILL an' DALE II
Efficiency Cottages on Beautiful CRYSTAL LAKE

Only 4 miles from Frankfort

★ *Full Week & Weekend Rentals* ★
Cleone Rearick, 214 Benzie Blvd.
Beulah, Michigan 49617
(616) 882-4301 or (616) 882-4193

NEED A FISHING PARTNER OR ANOTHER CREW MEMBER?

Do you want to fish in the Boat Trolling Tournaments but don't have a boat?

If the answer is yes to either of these questions, make a telephone call and have your wishes come true!

CREWS Hot Line

CONTACT: TOM SCHRINEL
(313) 834-8855 (8 a.m.-4 p.m.)
(313) 463-7603 (after 6 p.m.)
CREWS HOT LINE is a Detroit Area Chapter club service for members.

Identification of the Great Lakes trout and salmon

CHINOOK SALMON



- Mouth lining and gums black
- Fifteen to nineteen anal rays
- Black spots on entire tail, back and dorsal fin
- Square tail

COHO SALMON

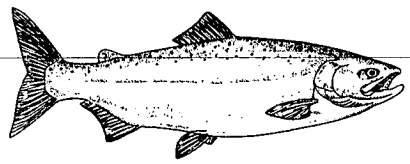

- Mouth lining black and gums greyish-white
- Twelve to fifteen anal rays
- Black spots on back and upper part of tail
- On immature fish, no spots on dorsal fin
- Tail slightly forked

LAKE TROUT

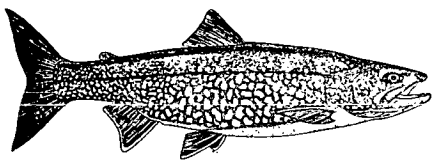

- Mouth linings and gums white
- Eight to ten anal rays
- Silver-grey to dark brown, or grey with white-colored markings on entire body
- White markings on leading edge of fins
- Deeply forked tails

RAINBOW TROUT



- Mouth lining and gums white
- Nine to twelve anal rays
- Black spots on entire tail, dorsal fin, back and below lateral line
- Square tail
- Hint of red or pink on the cheek or lateral line

BROWN TROUT



- Mouth lining and gums white
- Eight to eleven anal rays
- Black spots resembling 'X's' above lateral line and on gill plate
- No spots on tail
- Pointed head and streamlined body
- Tail slightly forked
- Thinness near tail which allows fish to be grasped by its tail to hold it up

ATLANTIC SALMON



- Mouth lining and gums white
- Nine to twelve anal rays
- Black spots resembling 'X's' over entire body, including dorsal fin and gill plate
- Spots also on border of upper part of tail
- Square tail
- Some red spots on body

Spring Show was a smashing success!

LANCE HANITSU made presentations on the use of jet sleds and also on fishing for Kenai salmon.

Many came to see...

VENDOR DISPLAYS were popular, as always, at the Detroit Area Steelheaders Spring Fishing Show.

and learn

BILL DEEPHOUSE, D.N.R. fisheries biologist, heard from an interested spectator following his presentation.

JOHN TYMENSKY covered all the "in's and out's" of drift boat fishing during his talk.

DON CALHOUN presented the latest information about fishing for Skamania steelhead.

533-9070 LITTLE BILL
OWNER

LITTLE BILL'S TROPHIES

OUR ENGRAVING MAKES
THE DIFFERENCE

25886 W. SIX MILE ROAD
REDFORD, MI. 48240
1 BLK. WEST OF BEECH DALY

How to work the river: Bottom Bouncing

When winter arrives and the weather turns cold, salmon and trout aren't much different than some people heading south to Florida to find warmth. During the winter months, the St. Clair River acts like a giant funnel, filtering salmon and trout into the big river.

These salmonid find water temperatures more to their liking in or near water discharges from the hydro plants along both sides of the river. The warm water also attracts smelts and alewives, so these predator fish (salmon and trout) can often enjoy a meal or two while escaping the cold lake water.

River fishing, although cold at times, can be very productive and exciting as you work the 20' to 30' drop-off. Although a good depthfinder and downriggers are helpful when fishing these drop-offs, they are not a must. Successful local fishermen have developed a unique fishing method known as "bottom bouncing."

The set-up used for bottom bouncing is a three-way set-up: main line, a three-way swivel, an 18- to 24-inch drop line to a sinker, and a 6- to 7-foot leader to the lure (see illustration below).

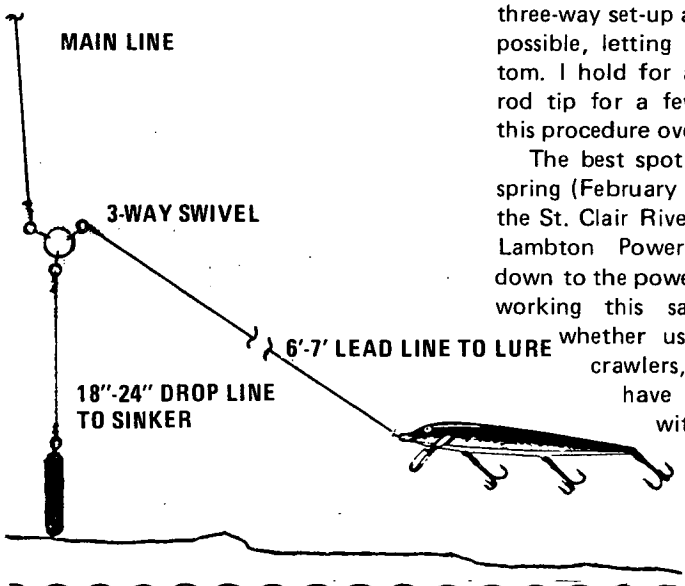

Attached to the drop line, I'll use long, pencil-type sinkers weighing from 6 to 12 ounces, depending on the wind and speed of the current. I also use a lighter pound test line for the drop line, so that in case of snags I'll lose only the sinker. I'll run floating body-type minnow baits off the leader line, such as J-9's, J-11's, Rapalas, Long 'A' Bombers, and A. C. Shiners. During clear water conditions, I use natural minnow colors: black/silver and blue/silver. However, during muddy water conditions, greens and fluorescent orange colors seem to work better.

When trolling the river, I nearly always troll down the river with the current, with the motor turning the propeller just enough to allow me to steer the boat along the river drop-off. With the aid of a short, stiff graphite rod, I present my three-way set-up as close to the bottom as possible, letting the sinker hit the bottom. I hold for a few seconds, raise my rod tip for a few seconds, then repeat this procedure over again.

The best spot to cash in on this early spring (February to late April) fishing on the St. Clair River is right in front of the Lambton Power Plant at Courtright, down to the power lines. Shore fishermen working this same stretch of water, whether using spawn bags, nightcrawlers, or casting hardware, have also been coming up with excellent catches of salmon and trout.

—Pete Bothwell

Reprinted from the Bluewater Anglers Newsletter of March 1986.

Please..

Experienced sportfishermen often make strange discoveries while cleaning their catches! They find that the fish have gobbled all kinds of manmade objects that have fallen into the water. Key rings, false teeth, bottle tops, paper and plastic objects are just a few.

Many things that boaters casually toss overboard can be lethal to fish. Especially items which resemble familiar foods: filter tips from cigarettes can look tempting like grubs; crumpled bits of foil from candy wrappers become attention-getting reflectors of light as they flutter down through the water; wads of chewing gum look like fish eggs or other morsels.

Often a hungry fish will swallow any such item tossed overboard. As most of these objects are indigestible, they can harm or even kill a fish.

Also, as part of the sportfishing scene, it's a fact that litter from unconcerned boaters often helps to ruin the fishing grounds.

As the above examples so clearly show, littering by some pleasure boaters does happen, and it has all kinds of consequences. Be a boater who cares.

...Don't Litter!

Release A Fish For Another Day

Releasing a trophy fish brings a great deal of satisfaction, and improves the fishing for tomorrow. The ABC Sports motto is "The Thrill of Victory . . . The Agony of Defeat." In fishing, a good motto to live by is "The Joy of Releasing Fish." Watching a nice one gracefully swim away is the thrill of victory.

The philosophy of releasing trophy fish is gaining wide acceptance, according to the fishing experts at Mercury Outboards. The slogan of Trout Unlimited is "Limit Your Catch, Don't Catch Your Limit." At pro bass tournaments, all fish are released alive. Musky clubs honor members who catch and release trophy fish (some over 40 pounds).

Releasing a fish requires special effort and handling. Here are some tips for releasing fish:

- For small fish, use your hand or long-nosed pliers to slip the hook from the lip or jaw.
- For large fish, use a wet net and support and steady the entire fish. Try to keep the fish from flopping against the shore or the bottom of the boat. Unhook it while it's in the net. Two people can work quickly to remove the hooks. Lower the net and fish into the water and hold the fish stationary until it swims under its own power. If it does not revive within a minute or two, keep the fish, as it probably will not live.
- If fishing in current, support the fish by the tail, then let it go in the slowest water available.
- Never pick a fish up by the gill covers or eye sockets. Don't touch the red gill tissue. A fish hooked in the gills, tongue or eye, or a bleeding fish, has very little chance for survival.

Remember, it's not the big stringers but the personal satisfaction of catching and releasing fish that's important.

Get your Captain's License the easiest way

With our thorough, concise USCG Exam Prep.

For local information, call:
(616) 744-4493

1-800-535-8803

Houston Marine Training Services

COURTESY AND CONSIDERATION SHOULD BE TROLLERS' BYWORD

As fishing pressure increases, common sense and good manners add up to more enjoyment for all.

LAUNCHING & HAULING OUT

When using launch sites, prepare your boat before getting to the water's edge. Rig the boat at home, while waiting in line to launch, or after you launch and leave the ramp area. When hauling out, use the time spent running back to port to stow rods and gear. If you're not finished before you haul out, pull well up into the parking lot before cleaning and finishing up with the gear. Try not to launch a rig too large for the ramp area.

ON THE WATER

Once you're out on the water, you'll often find yourself fishing in traffic. Good skippers establish a traffic pattern, which may be circular, following a bottom contour, or following a course parallel to shore. Whatever the pattern, join in to keep the flow moving. Anyone trolling across established patterns causes disruption and disturbs gear and tempers on other boats.

When turning to deeper or shallower water, take the time to clear the rigging of other boats. Ideally, try to cross over at least 100 feet behind another boat, and well in front if following a boat. Avoid trolling directly behind another boat—you could have trouble with a hooked fish.

Remember, in converging patterns, the boat on the right has the right-of-way. In passing, the overtaking vessel is the burdened vessel and should not interfere with the course of the boat being passed. Also, heavy traffic can put a crimp on the use of outriggers, and especially planer boards. Long line use is also restricted in heavy traffic. Wouldn't things be a mess if a number of boats disregarded this common sense limitation.

When in traffic, killing the motor to fight a fish is also boorish. With a stopped boat, a good-sized king will tend to run all over the area, and could be disruptive to other boats. If the fish is a runner, it is best to slowly maneuver to the edge of the pack to finish the tussle.

Be sure to allow decent space for shore and pier fishermen. Their fishing area is extremely limited. Why intrude?

DON'T DO UNTO OTHERS!

In summary, don't do unto others as you would not have them do unto you. Don't foul up the fishing for others as you would not wish to be fouled up. Their time and their rigging is as precious to them as yours is to you.

If you want to run various patterns, use planer boards, long lines and flat lines, stop your boat when fighting a fish, etc. Move away into more open areas where you can do your thing without fouling up the fishing pleasure of your fellow fishermen. Don't hog space in the ramp area when launching or pulling out.

We can all appreciate the feeling of bitterness and disappointment when a fish and/or rigging are severed by the inconsiderate antics of another boat—especially if you have been trolling for two or three hours without any luck. What's the answer? Courtesy and consideration will help make it a better fishing day for all.

Adapted from an article in Trout Talk **(February 1986) of the Grand Rapids Chapter.**

Here's the low-down on choosing downrigger releases

Downrigger releases are an important part of an offshore fishing boat. It is the link between the lure and the boat. The selection and use of downrigger releases are finely tuned by each user to do the job as they want it done. What works for one fisherman may not be the same as for another. It is best to try several types and settle on the one or two that work best for you.

A good release must do several things. It must hold the line so the lure can be trolled at any depth. It must release when the fish strikes, but not so quickly as to not set the hook on the strike. You should be able to trip the release from the boat. Also, a good release is easy to set. Many designs of releases work well in the tackle shop but in the back of a boat, when the waves are pitching you around and the fish are hitting, they turn out to be too complicated.

One of the easiest to set is the electrical clip type. This release consists of an electrical clip with two pads glued between the jaws and a short length of cable with a swivel snap attached to the clip. You put the swivel snap on the cannonball and place the line between the pads. The distance you place the line between the pads determines the release tension. The farther into the pads, the harder the release is set. It's simple, and easy to do in rough weather. There is also a stacker model which lets you fish two rods from each downrigger.

Button, or donut, releases are a little more bothersome, but also work well. With these, you run your line through a small nylon ring and then let out the desired amount of line. Twist the ring several times and snap it into the release clip on the cannonball. These releases are inexpensive and work fairly well. However, every time you break your line you lose your nylon ring. They are a little more difficult than the electrical clip type to set in rough water.

Walker, Roemer, Sal's and other releases have mechanical methods of setting, tripping and adjusting tension. They work well, but may be a little complicated for rough-water use. The major drawback with mechanical releases is their cost, which range from $8 to $15. Add $20 for a cannonball to those figures, and a broken cable gets real expensive.

Rubber bands make excellent releases for most fishing. Use the No. 16 size, which come in 4-ounce and one-pound boxes at stationery stores. One of the easiest ways of using rubber bands is to put an "S" hook on your cannonball and place the rubber band in the "S" hook. Loop the rubber band on the line and pull it tight. Nine out of ten times, when the fish hits it will break the rubber band at the line, not the hook, so there will not be any obstruction on the line. If the rubber band stays on the line, just wind it in and clear it after the fish is landed. That will also tell you how far back you were behind the cannonball.

One drawback to rubber bands is that they cannot be tripped from the boat without breaking the rubber band. They do result in lots of hooked fish and few false releases. Another good use for them is to place the rubber band in the electrical clip release when fish are not hooking up hard.

The electrical clip type is becoming the favorite of charter captains and sport fishermen in our area. Many of them are homemade, but two commercially manufactured models are widely available. Al's from Fenton is a metal electrical clip, and the Offshore Release from Port Austin is a plastic version. Both are available as either single or stacker models. Prices run $3 to $4 for the single models, and around $5 for the stacker versions.

To summarize, a release should do three things: 1) Mold the lure being trolled; 2) Release on a good strike; and 3) Be easy to use. Try different models under different conditions until you find one or two you like.

—Captain Bruce DeShano

Reprinted from the Thumb Chapter News, **May 1983.**

DETROIT AREA STEELHEADERS
M.S.S.F.A.
P.O. Box 16320
Clarkston, Michigan 48016
Address Correction Requested

Non-Profit
Organization
U. S. POSTAGE
PAID
Permit No. 374
Pontiac, Mich.

MEETING NOTICE–PLEASE DO NOT DELAY!

1986 MEETING SCHEDULE
Tuesdays, 7:30 p.m.
APRIL 29, 1986
MAY 27, 1986
JUNE 24, 1986
Visitors welcome–bring a friend!
KNIGHTS of COLUMBUS HALL
(See map at right)

The
DEADLINE
for material for the
MAY ISSUE
of
FISHIN' TALES
is
APRIL 29, 1986

ANNUAL SUBSCRIPTIONS TO
FISHIN' TALES
are now available for $12 per year
–Use order form below–

Want Ads:

FOR SALE–Ray Jefferson Model 5000 50-channel radio with channel 16 priority, $100.00.
Call John Nehil: 399-7664

FOR SALE–14' Alumacraft boat, motor and trailer with extras, $1,000.00.
Call Dennis Sharpy: 584-1257

FOR SALE–Vidco depthfinder, 0'-300' range, in box, $125.00.
Call Dennis Sharpy: 584-1257

FOR SALE–Four Big Jon electric downriggers, two @ 4' arms (with double rod holders and swivel bases) and two @ 2' arms, $800.00.
Call R. J. Branham: 939-9837

NOTE: Want Ads are run free for Detroit Area Steelheaders, and will automatically run in one issue only. If you wish to have your ad repeated, please contact the Editor by the published deadline date.

Here's how to get to

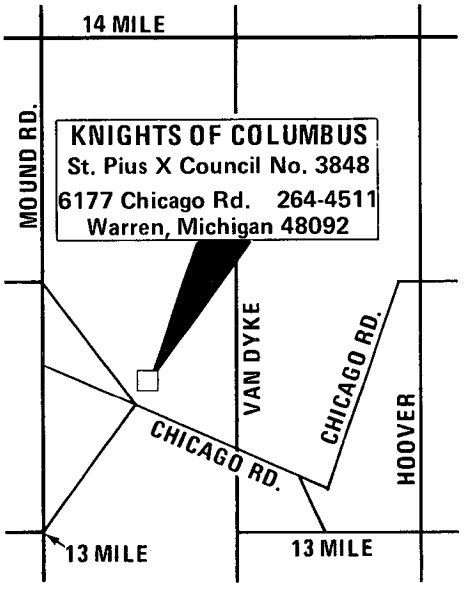

HELP YOUR CHAPTER–
SUPPORT OUR ADVERTISERS

Patches & Decals

SIZE	ITEM	PRICE	QTY.	COST
5" dia.	CHAPTER ARM PATCH (8-color)	4.00 ea.		
3" x 4"	WINDOW DECAL	.25 ea.		
11" x 14"	BOAT DECAL	1.00 ea.		
11" x 14"	CHAPTER BOAT DECAL	2.00 ea.		
	MAILING FOR ABOVE ITEMS			.75
	ANNUAL SUBSCRIPTION TO CHAPTER NEWSLETTER "FISHIN' TALES"	12.00/yr.		
		TOTAL		

Complete form and send with check or money order payable to:
DETROIT AREA STEELHEADERS
P. O. BOX 16320
CLARKSTON, MICHIGAN 48016
These items are Chapter Fund Raisers–WE THANK YOU!

Membership Application

MEMBERSHIP INCLUDES:
Detroit Area Steelheader Newsletter–*FISHIN' TALES,* MSSFA Newspaper, Boat Decal, Car Decal, Tackle Box Decal, Arm Patch, Membership Cards & Other Benefits

ANNUAL DUES:
New members & renewals under age 62 . . . . . $ 30.00
(Detroit Area Steelheaders share–$14, State Association share–$16)
Renewals age 62 to 65 . . . . . $ 18.00
Renewals over age 65 . . . . . $ 8.00
Lifetime $150.00
(State Association dues are not included, and must be paid separately)

NAME _____ (____) _____ PHONE

ADDRESS _____

CITY _____ STATE _____ ZIP

Complete form and send with check or money order payable to:
DETROIT AREA STEELHEADERS
P. O. BOX 16320
CLARKSTON, MICHIGAN 48016
THANK YOU!