



**EAST CENTRAL NEWCOMER  
WELCOME CENTRE INC.**

# ANNUAL REPORT

2020-2021





# TABLE OF CONTENTS

|                                     |    |
|-------------------------------------|----|
| Message from our Board of Directors | 3  |
| Board of Directors                  | 3  |
| Message from our Executive Director | 4  |
| Overview                            | 5  |
| Our Current Staff                   | 6  |
| Our Programs and Services           | 6  |
| Settlement Worker in Schools (SWIS) | 7  |
| Events & Activities                 | 10 |
| Connecting with our Clients         | 11 |
| Forums                              | 11 |
| Our Impact                          | 12 |
| Financial Statement                 | 15 |

# Message from our Board of Directors



## Board of Directors

**SherJan Maybanting**  
Chairperson

**Lisa Washington**  
Vice Chairperson

**Claire Maddison**  
Secretary

## Chair's Message

On behalf of the Staff, Executive Director, and the Board of Directors of the East Central Newcomer Welcome Centre Inc. (ECNWCI), it is my privilege to present the 2020 Annual Report.

As a non-profit agency, we applaud the renewal of the financial commitment from the Saskatchewan province's Ministry of Immigration and Career Training (ICT) and the Federal government's Immigration, Refugees and Citizenship Canada (IRCC). Thank you ICT and IRCC for trusting ECNWCI for the service deliverables and for granting financial resources to implement these much needed services to the agency's targeted and increasing population in the region.

Had it not been for the unwavering volunteerism of the members of Board of Directors and the altruistic work commitment by the management and staff at ECNWCI, the COVID-19 stricken year 2020 would not have been successful in implementing the agency's mandate. The BOD's initiative in adapting comprehensive agency policies and Strategic Planning, the management's expansion in its community engagement and service provision by spearheading the Local Immigration Partnerships (LIP) program, the almost unimaginable creativity (due to the pandemic) the staff team has undergone to ensure all the services hit the ground, and the involvement of community partners – Thank You! I truly appreciate your hard work today in shaping a better future for everyone in the community.

Again, thank you for always advocating an inclusive and diverse community in the East Central region.

Sincerely,

  
SherJan Maybanting  
Chair, Board of Directors  
East Central Newcomer Welcome Centre Inc.



# Message from our Executive Director

## Executive Director's Message

It is with much pleasure to present our 2020-2021 Annual Report.

The year 2020 was most challenging to many organizations and the East Central Newcomer Welcome Centre Inc. was no exception. The COVID-19 pandemic affected everybody either directly or indirectly but in spite of the profound upheaval caused by this minute enemy, ECNWCI persisted and continued to provide the services and supports required by our clients.

Throughout the last fiscal year, ECNWCI responded to the needs of clients we served within the COVID-19 pandemic health guidelines and restrictions enforced by the governments. The staff needed to be more flexible, accommodating, and understanding with the evolving needs of our clients. They had to be very quick at gathering information and learning new government programs. The staff had to be extra patient to work with frustrated and scared clients who were not just worried for their safety but also for the safety of their families in their home countries. The staff were sympathetic with workers from government and non-government agencies who were also trying to cope with the sudden changes in their programs and might not have thoroughly and fully learned the information they were supposed to share to their clients. The staff had to quickly learn and hone their technological and social media skills to ensure that they were able to communicate fully and with clarity to clients who reached out to them for much needed services and supports. Communication, sharing of information, giving a helping hand, putting the team as one of the priorities and humour, these kept all of us going during the dark times. The ECNWCI staff were simply rock stars during the pandemic!



Thank you to the Board of Directors who were there at all times ensuring that we had regular communication and provided us with valuable guidance. They emphasized the importance of safety of staff and clients while delivering services.

We are looking at the next fiscal year as a year of possibilities and positivity while the COVID-19 pandemic is slowly inching itself to the annals of history. ECNWCI will continue to work hard to assist and provide services to our clients with the supports from Immigration Refugees and Citizenship Canada and the Ministry of Immigration and Career Training.

A handwritten signature in black ink that reads "Edith Montesclaros".

Edith Montesclaros  
Executive Director



# Overview

The East Central Newcomer Welcome Centre Inc. is a non-profit agency which provides information and services to newcomers, immigrants and refugees in the East Central Saskatchewan region leading towards successful settlement and integration in the community. The service area is a 150 km radius around Yorkton. We strive to welcome and assist newcomers and foster a sense of community by working with service providers, communities, employers and government partners in order to provide settlement services across the East Central region of Saskatchewan.

## *Our Vision*

- Welcoming and safe communities where newcomers to Canada can succeed

## *Our Mission*

- To work with partners to provide newcomers to Canada with settlement services, fostering a sense of shared community and assisting immigrants to adapt to their new lives and opportunities.

## *Our Values*

- Provide client centered services with respect and understanding.

*The East Central Newcomer Welcome Centre Inc. strive at all times to be:*

➤ ***Client-focused***

We provide assistance and support to individuals and families new to Canada, so they may meet their social, educational and employment goals, leading to opportunities for success.

➤ ***Respectful***

We respect the rights of our clients and we respect each other as individuals.

➤ ***Inclusive***

We welcome, without reservation, all newcomers who require our services and strive to ensure our programs and organization are diverse and inclusive.

➤ ***Compassionate***

We care about the wellbeing of everyone we serve, and the communities in which they live.



# Our Current Staff

The East Central Newcomer Welcome Centre Inc. currently employs eight staff members. Our staff includes the Executive Director, a Newcomer Liaison Worker, two Settlement Workers in Schools, a Settlement Advisor, a Settlement Worker, a Community Connections Worker and an Administrative Assistant. All of our staff members demonstrate strong interpersonal skills including tact, understanding and sincere interest in meeting newcomer needs and working with clients from diverse backgrounds. This past year, the staff participated in a “Team Building” day, which allowed members of the team to visit a local attraction, get to know their co-workers better and to maintain a positive work environment.



*ECNWCI Staff at the Yorkton Ravine Ecological*



## ***2020-2021 Staff :***

Executive Director - Edith Montesclaros  
Newcomer Liaison Worker - Anshu Raina  
Administrative Assistant - Freda Balan  
Settlement Worker in Schools - Leah McNeill  
Settlement Worker in Schools - Jeisel Tolentino  
Settlement Worker - Babatunde Olaleye  
Settlement Advisor - Upamdeep Kaur  
Community Connections Worker - Shanley Allard

# Our Programs and Services

The East Central Newcomer Welcome Centre Inc. prides itself on welcoming newcomers within East Central Saskatchewan by providing client-focused services and engaging community supports. Staff members actively assist newcomers, immigrants and refugees with their needs such as accessing various information, orientation to Canadian life, referrals to other community services, housing and accommodation, and connecting with community or cultural groups.

Our services can be further divided into three programs: Enhanced Settlement and Integration, Community Connections and Settlement Worker in Schools (SWIS). The Settlement Worker in Schools (SWIS) program continued to be a strong program for the East Central Newcomer Welcome Centre Inc. this past year and will be the highlighted program in our 2020-2021 Annual Report.



# Settlement Worker in Schools (SWIS)


The Settlement Worker in Schools (SWIS) program staffs two Settlement Workers in Schools and maintains a valuable partnership with the Good Spirit School Division and Christ the Teacher Catholic School Division. SWIS provides newcomer students and their families with valuable services aimed at a smooth transition to the Canadian school system and their settlement in their new community.

Main objectives of SWIS are:

- Provide newcomer families with essential services required to support their immediate and ongoing needs such as transitioning into Canadian schools.
- Support family involvement in the student's school life.
- Increase newcomer's ability to access appropriate and timely community services and provide services and benefits in the newcomer's first language or by arranging interpreters and translators.
- Increase community awareness and involvement in the integration process by increasing cultural literacy through educating target groups such as school staff, students, and parents.
- Foster positive attitudes and association with their new communities.
- Strengthen immigrant's ability to cope with the challenges of integration.
- Identify possible challenges in communication between school and parents and plan, implement and reinforce processes meet this challenge.



*Jeisel Tolentino*



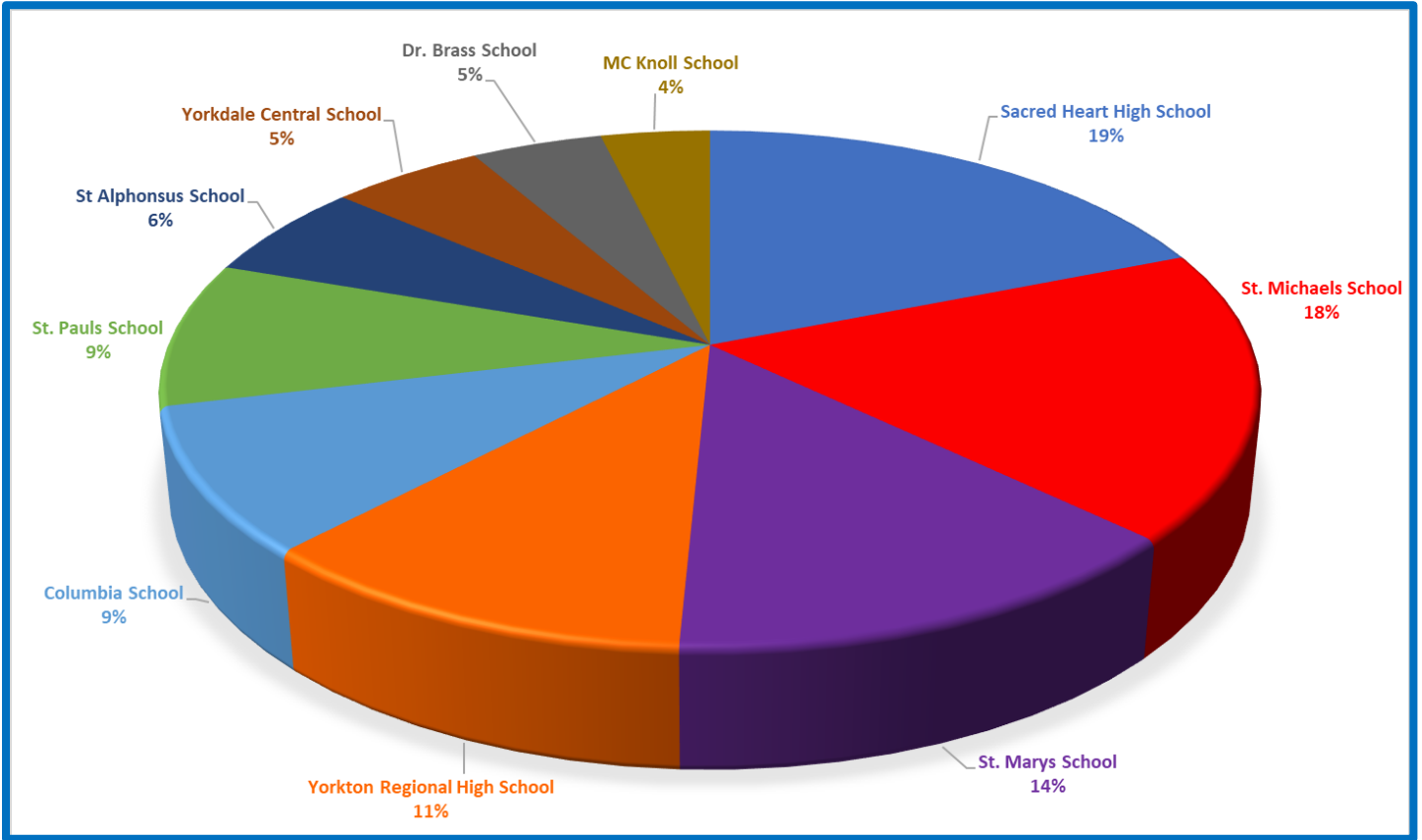
*Leah McNeill*

Each of our Settlement Workers in Schools is responsible for specific schools located throughout our service area. This past year SWIS worked with 267 students in 29 schools in total, 10 schools located in Yorkton and 19 schools located in 13 different communities outside of Yorkton. These schools are a part of either the Good Spirit School Division or Christ the Teacher Catholic School Division. We place great value on this partnership we have achieved with both school divisions. Both parties heavily rely on each other to ensure our newcomer students and their families are transitioning well to their new school environments!

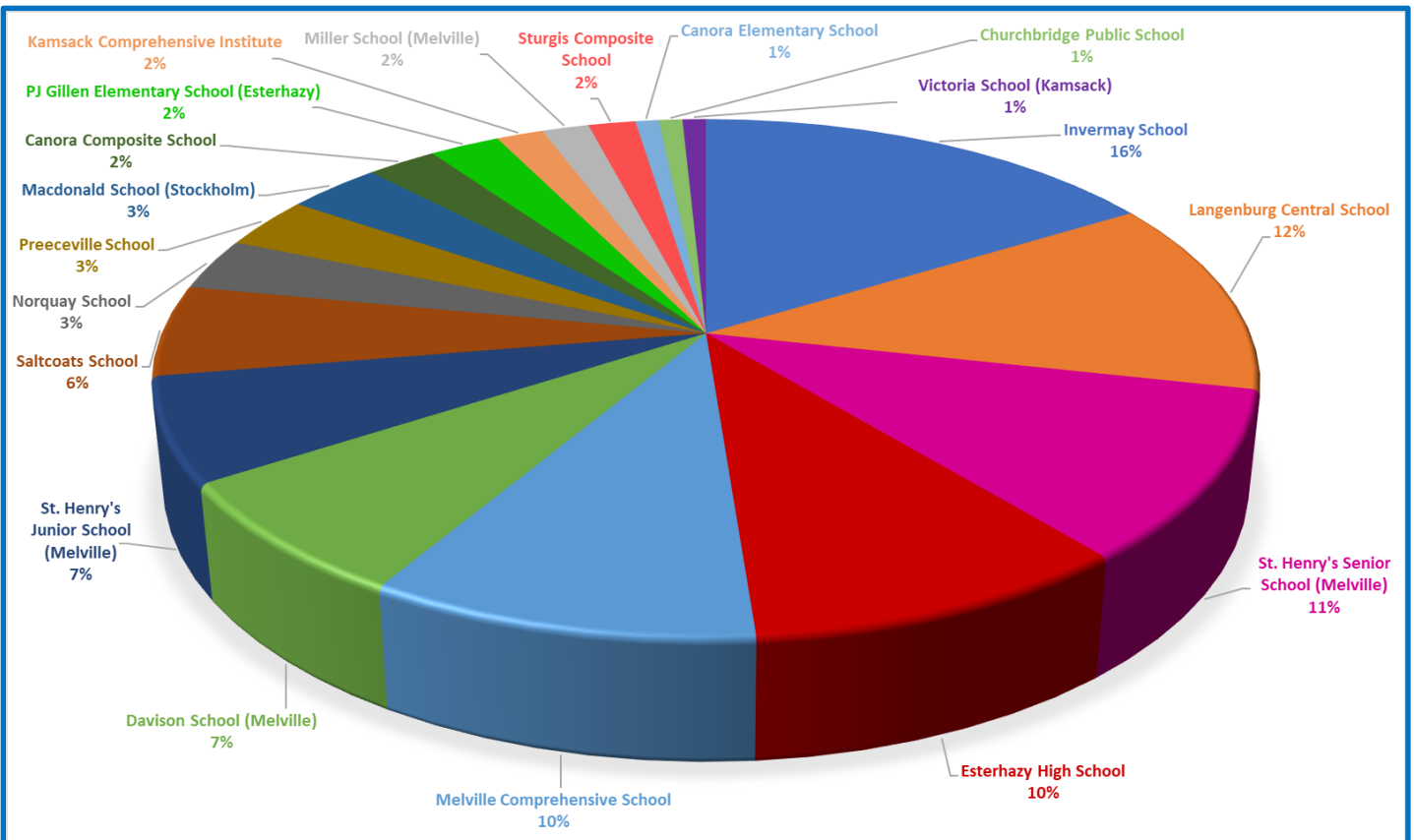
The following two pie charts illustrate the number of schools and students our SWIS team worked with in 2020 - 2021. In total, we worked with 144 students from schools located in Yorkton and 123 students in schools located in communities outside of Yorkton. From the illustrations on the next page, you can see that Sacred Heart High School and St. Michaels School had the most SWIS students in Yorkton. Invermay School and Langenburg Central School had the most students in communities outside of Yorkton.



### Schools Located in Yorkton



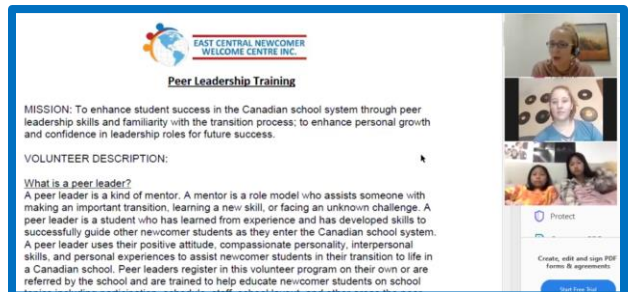
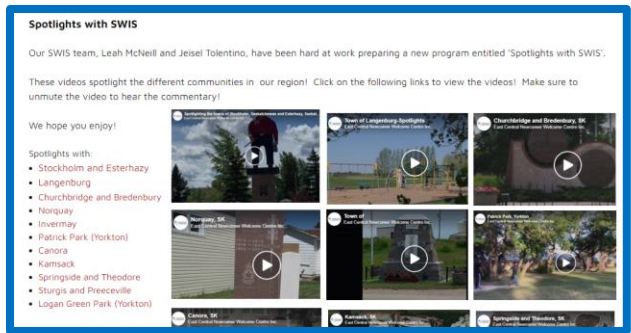
### School Located Outside of Yorkton





# SWIS Programs and Highlights from 2020 - 2021 include:

- **Safe Swimming with SWIS**
  - Virtual forum that provided information on how to stay safe in and around water and while swimming this summer.
- **Painting in the Parkland**
  - Virtual paint class that provided students with an opportunity to be creative and interact with others students throughout our area.
- **Spotlights with SWIS**
  - Completed and shared a series of videos that spotlight the different communities in our region! These videos enabled our clients to learn more about each community.
- **School Peer Leader Training**
  - Provided students with training to help other newcomer students succeed in the Canadian school system by using peer leadership skills.
- **Orientation Workshop for Newcomers (OWN)**
  - Provided students and parents with information and support to meet the newcomer student's transition into the Canadian school setting.
- **SWIS Learning About Yoga (SLAY)**
  - Provided students an opportunity to participate in a virtual yoga class and learn different techniques to help with relaxation and stress relief.
- **Resume Writing Workshop for Students**
  - Hosted a virtual event in collaboration with Partners in Employment that assisted clients in creating an effective resume.



Our SWIS Program is very active in each school where we have clients attending. We hosted many “Meet and Greets” between school staff and our clients and also arranged and participated in school tours throughout the year.



# Events & Activities

The East Central Newcomer Welcome Centre Inc. offers many opportunities for our clients and their families to enjoy different events or activities throughout the year! These events assist our clients to become familiar with and comfortable in the community. They also provide excellent networking opportunities to meet other newcomers and community members. This past year we had to get creative, to ensure that we were following the restrictions in place, as a result of the ongoing pandemic but we were still able to provide recreational opportunities to our clients. Some of the events this past year included: Gingerbread House Decorating, Pumpkin Carving, Tobogganing, Snowshoeing and Snowman Building.



# Connecting with our Clients

The ongoing pandemic brought uncertainty and isolation for many in 2020. We were unable to host as many in person events and activities as we have in the past due to the restrictions, however, to overcome these barriers, we focused on ensuring we were staying connected with our clients. We introduced a monthly newsletter called “The Connection” and a bi-annual magazine called “connECT”. Both publications aim at keeping our clients informed on what’s happening in our office and in our communities throughout East Central Saskatchewan. These publications also highlight many attractions, people and events in our area in order to learn more about each other, our communities and create that sense of belonging.



We also released Connecting Cultures this past year, which was a series of videos highlighting a few of the cultures present in our community. We have clients from all over the world who settle in East Central Saskatchewan, so wanted to take this opportunity to celebrate, learn about and highlight the many cultures and diversity present in our area! The presenters included in Connecting Cultures are from China, India, Ukraine, the Philippines, Nigeria and the First Nations culture.



## Forums

Various topics and issues of interests and importance to newcomers, immigrants and refugees were presented in scheduled forums throughout this past year. As a result of the ongoing pandemic, these forums were all hosted virtually. The ECNWC actively pursues partnerships with other agencies in the community to provide these information sessions.

Forums in 2020 - 2021 included:

- Citizenship Test Tutorial
- CRA Webinar - CERB, CCB, CESB
- Employment Insurance & CERB Information Session
- After CERB: Transitioning to New Benefits Session
- SGI Winter Driving Presentation
- Tenant's Rights & Responsibilities Presentation
- Fraud & Scam Protection
- Resume Writing Workshop
- Career Loans Presentation

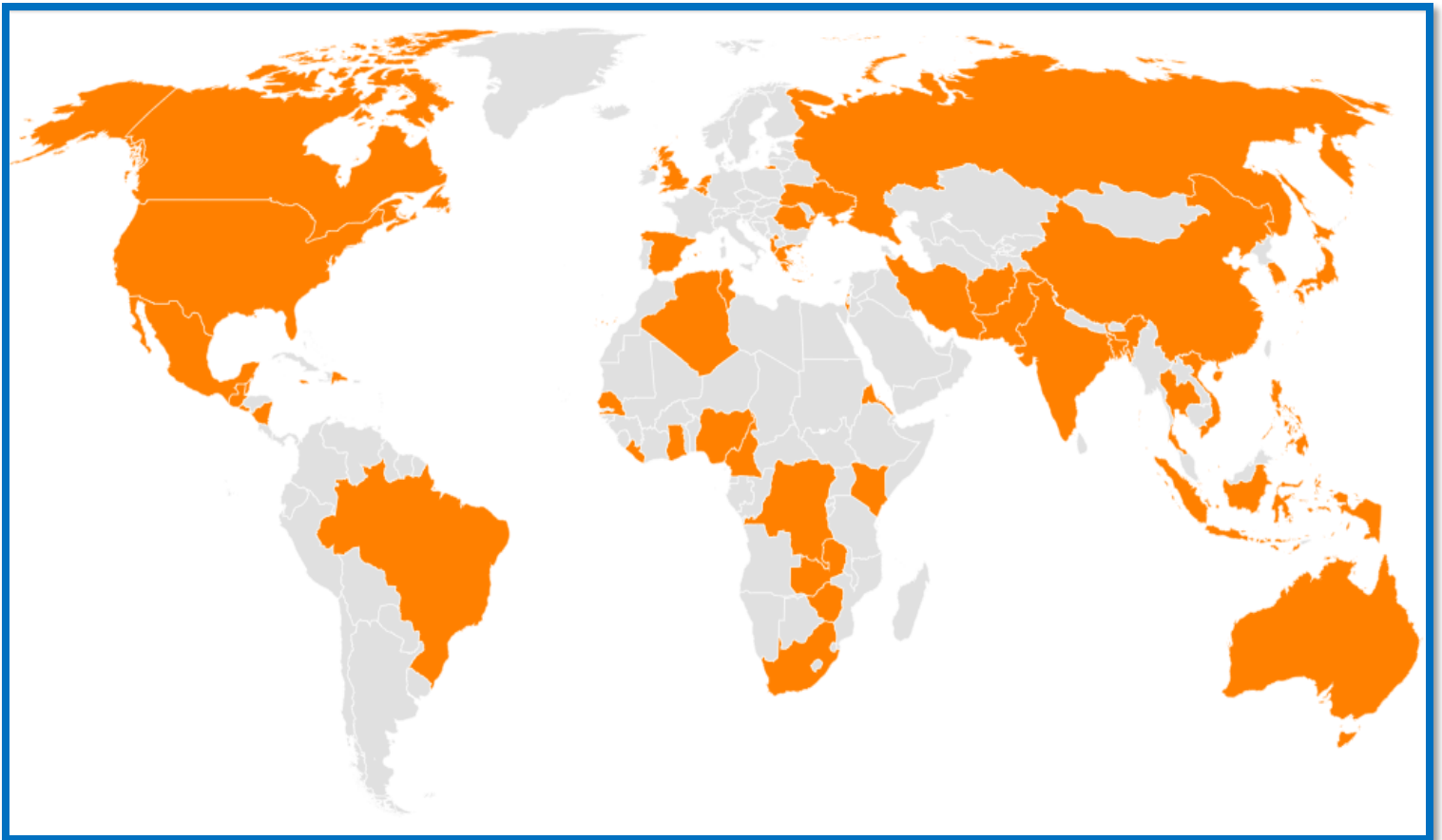


# Our Impact

## Diversity in East Central Saskatchewan

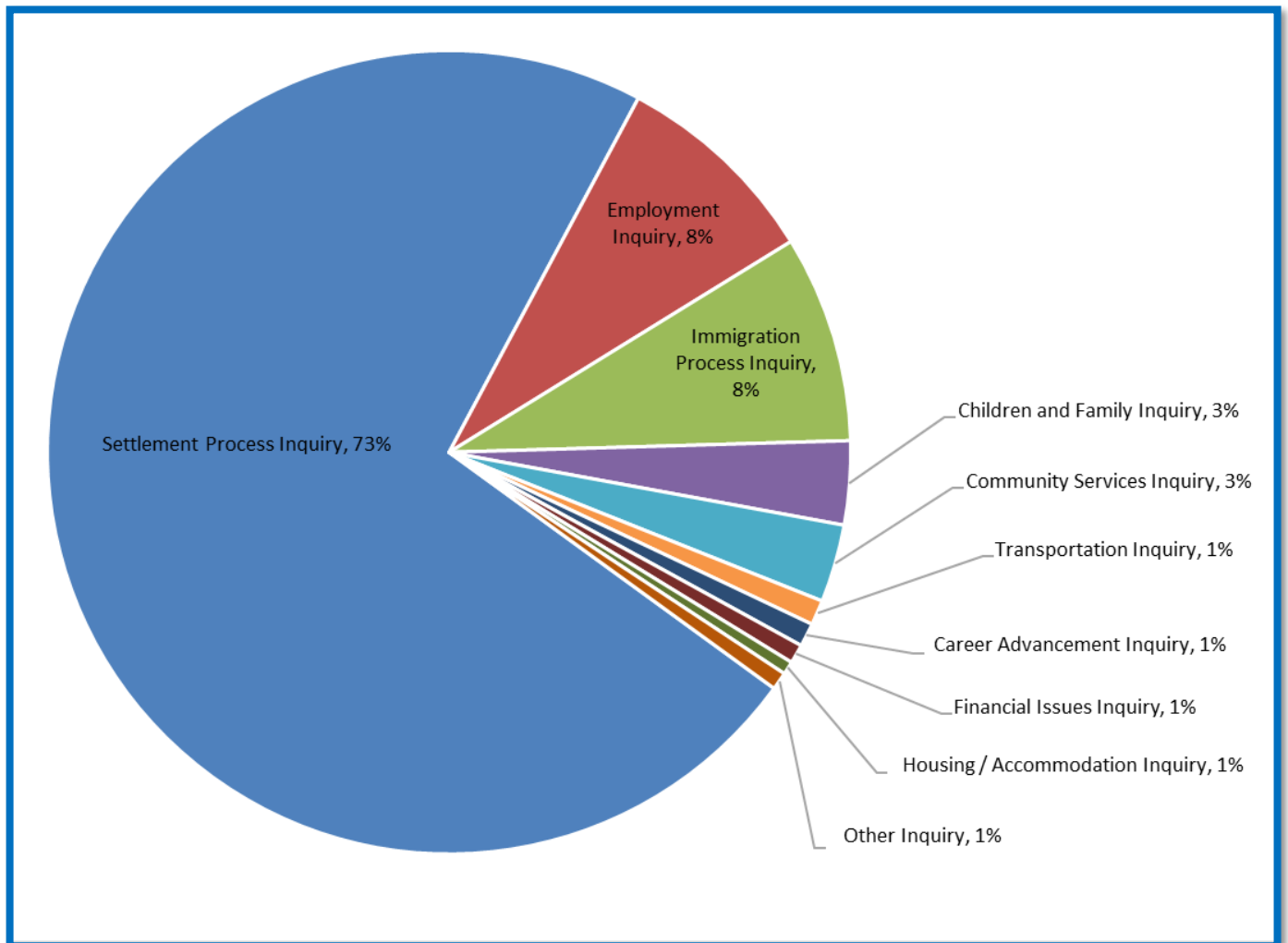
We see a large number of newcomers choosing to settle here in East Central Saskatchewan. This area is very appealing to newcomers for its natural beauty, quieter lifestyle, employment opportunities and lower costs of living. Our client list represents newcomers from over 50 different countries which contributes immensely to the diversity in our area.

The countries shaded in orange on the map below show the countries that our current clients represent. It's quite impressive to see a visual of the multiple countries that our clients are from and the distances they moved to call Saskatchewan home!



## Service Inquiries

We receive a variety of service inquiries each year, but the vast majority of service inquiries in 2020-2021 were about the settlement process. As a result of the effects the pandemic had on employment, we also noticed an increase in employment inquiries this past year in comparison to previous years. Employment Inquiries were the second largest number of the inquiries received in 2020-2021. The Gateway Service Inquiry Chart below illustrates the type of inquiries we received this past year.



## Top Country of Origin

During the 2020 - 2021 Fiscal Year, India was the top country of origin among our newly arrived clients with the Philippines closely behind in second and Ukraine being third. Although, the pandemic slowed down the arrival of new clients to the area, it was noted that these three countries continue to maintain the top three spots for the country of origin among our clients who settle in East Central Saskatchewan.

## Languages Present in Our Area

The term “mother tongue” is used for the language that a person learned as a child (usually from their parents). This is also referred to as their native language.

In 2020 - 2021, Tagalog was the highest reported “mother tongue” language among our clients. Tagalog is an Austronesian language spoken as a first language by the ethnic Tagalog people, who make up a quarter of the population of the Philippines, and as a second language by the majority. Its standardized form, officially named Filipino, is the national language of the Philippines, and is one of two official languages alongside English.

The second highest reported language amongst our client is Punjabi. Punjabi is an Indo-Aryan language with more than 125 million native speakers in the Indian subcontinent and around the world. It is the native language of the Punjabi people, an ethnolinguistic group of the cultural region of Punjab, which encompasses northwest India and eastern Pakistan.

The illustration below shows the top 20 reported languages that our clients speak.






**EAST CENTRAL NEWCOMER WELCOME CENTRE INC.**

**FINANCIAL STATEMENTS**

**For the year ended March 31, 2021**





**EAST CENTRAL NEWCOMER WELCOME CENTRE INC.**  
**TABLE OF CONTENTS**  
For the year ended March 31, 2021

---

---

|  | Page   |
|--|--------|
| <b>STATEMENT OF RESPONSIBILITY</b>   | 3      |
| <b>INDEPENDENT AUDITOR'S REPORT</b> dated June 3, 2021                                       | 4 - 5  |
| <b>FINANCIAL STATEMENTS</b>  |        |
| Statement of Financial Position  | 6      |
| Statement of Operations and Changes in Net Assets  | 7      |
| Statement of Cash Flows  | 8      |
| Notes to the Financial Statements  | 9 - 13 |
| Schedule 1 - Statement of Operations for Immigration, Refugees and Citizenship Canada (IRCC) | 14     |
| Schedule 2 - Statement of Operations for Minister of Immigration and Career Training (ICT)   | 15     |
| Schedule 3 - Statement of Operations - Unrestricted  | 16     |

---





## STATEMENT OF RESPONSIBILITY

The accompanying financial statements are the responsibility of the Board Members of East Central Newcomers Welcome Centre Inc. and have been prepared in compliance with legislation, and in accordance with Canadian accounting standards for not-for-profit organizations.


In carrying out its responsibilities, the Board Members maintain appropriate systems of internal and administrative controls designed to provide reasonable assurance that transactions are executed in accordance with proper authorization, that assets are properly accounted for and safeguarded, and that financial information produced is relevant and reliable.

The Board Members of the organization met with management and the external auditors to review the financial statements and discuss any significant financial reporting or internal control matters prior to their approval of the financial statements.

Sensus Chartered Professional Accountants Ltd., as the organization's appointed external auditors, have audited the financial statements. The Auditor's Report is addressed to the Board Members and appears on the following page. Their opinion is based upon an examination conducted in accordance with Canadian generally accepted auditing standards, performing such tests and other procedures as they consider necessary to obtain reasonable assurance that the financial statements are free of material misstatement and present fairly the financial position and results of the organization in accordance with Canadian accounting standards for not-for-profit organizations.

  
Sherjan Maybanting

Director

  
Lisa Washington

Director





## INDEPENDENT AUDITOR'S REPORT

To the Board Members of:  
East Central Newcomers Welcome Centre Inc.  
Yorkton, Saskatchewan

### Opinion

We have audited the financial statements of East Central Newcomer Welcome Centre Inc., which comprise the statement of financial position as at March 31, 2021 and the statement of operations and changes in net assets, and statement of cash flows for the year then ended, and notes to the financial statements including a summary of significant accounting policies.

In our opinion, the accompanying financial statements present fairly, in all material respects, the financial position of East Central Newcomer Welcome Centre Inc. as at March 31, 2021, and the results of its operations and its cash flows for the year then ended in accordance with Canadian accounting standards for not-for-profit organizations.

### Basis for Opinion

We conducted our audit in accordance with Canadian generally accepted auditing standards. Our responsibilities under those standards are further described in the Auditor's Responsibilities for the audit of the financial statements section of our report. We are independent of East Central Newcomer Welcome Centre Inc. in accordance with the ethical requirements that are relevant to our audit of the financial statements in Canada, and we fulfilled our other ethical responsibilities in accordance with these requirements. We believe that the audit evidence we have obtained is sufficient and appropriate to provide a basis for our opinion.

### Responsibilities of Management and Those Charged with Governance for the Financial Statements

Management is responsible for the preparation and fair presentation of the financial statements in accordance with Canadian accounting standards for not-for-profit organizations, and for such internal control as management determines is necessary to enable the preparation of financial statements that are free from material misstatement, whether due to fraud or error.

In preparing the financial statements, management is responsible for assessing East Central Newcomer Welcome Centre Inc.'s ability to continue as a going concern, disclosing, as applicable, matters related to going concern and using the going concern basis of accounting unless management either intends to liquidate East Central Newcomer Welcome Centre Inc. or to cease operations, or has no realistic alternative but to do so.

Those charged with governance are responsible for overseeing East Central Newcomer Welcome Centre Inc.'s financial reporting process.

### Auditor's Responsibilities for the Audit of the Financial Statements

Our objectives are to obtain reasonable assurance about whether the financial statements as a whole are free from material misstatement, whether due to fraud or error, and to issue an auditor's report that includes our opinion. Reasonable assurance is a high level of assurance, but is not a guarantee that an audit conducted in accordance with Canadian generally accepted auditing standards will always detect a material misstatement when it exists. Misstatements can arise from fraud or error and are considered material if, individually or in the aggregate, they could reasonably be expected to influence the economic decisions of users taken on the basis of these financial statements.



As part of an audit in accordance with Canadian auditing standards, we exercise our professional judgment and maintain professional skepticism throughout the audit. We also:

- Identify and assess the risks of material misstatement of the financial statements, whether due to fraud or error, design and perform audit procedures responsive to those risks, and obtain audit evidence that is sufficient and appropriate to provide a basis for our opinion. The risk of not detecting a material misstatement resulting from fraud is higher than for one resulting from error, as fraud may involve collusion, forgery, intentional omissions, misrepresentations, or the override of internal control.
- Obtain an understanding of internal control relevant to the audit in order to design audit procedures that are appropriate in the circumstances, but not for the purpose of expressing an opinion on the effectiveness of the East Central Newcomer Welcome Centre Inc.'s internal control.
- Evaluate the appropriateness of accounting policies used and the reasonableness of accounting estimates and related disclosures made by management.
- Conclude on the appropriateness of management's use of the going concern basis of accounting and, based on the audit evidence obtained, whether a material uncertainty exists related to events or conditions that may cast significant doubt on the East Central Newcomer Welcome Centre Inc.'s ability to continue as a going concern. If we conclude that a material uncertainty exists, we are required to draw attention in our auditor's report to the related disclosures in the financial statements or, if such disclosures are inadequate, to modify our opinion. Our conclusions are based on the audit evidence obtained up to the date of our auditor's report. However, future events or conditions may cause the East Central Newcomer Welcome Centre Inc. to cease to continue as a going concern.
- Evaluate the overall presentation, structure and content of the financial statements, including the disclosures, and whether the financial statements represent the underlying transactions and events in a manner that achieves fair presentation.

We communicate with those charged with governance regarding, among other matters, the planned scope and timing of the audit and significant audit findings, including any significant deficiencies in internal control that we identify during our audit.

Yorkton, Saskatchewan  
June 3, 2021


  
 Chartered Professional Accountants Ltd.




**EAST CENTRAL NEWCOMER WELCOME CENTRE INC.**  
**STATEMENT OF FINANCIAL POSITION**  
As at March 31, 2021

|   | 2021                     | 2020                     |
|---|--------------------------|--------------------------|
| <b>ASSETS</b>   |                          |                          |
| <b>CURRENT</b>  |                          |                          |
| Cash  | \$ 184,451               | \$ 106,853               |
| Accounts receivable (Note 3)  | 42,348                   | 61,484                   |
| Prepaid expenses  | <u>4,967</u>             | <u>4,977</u>             |
|   | 231,766                  | 173,314                  |
| <b>CAPITAL ASSETS</b> (Notes 2 and 4)                               | <u>20,438</u>            | <u>4,161</u>             |
|   | <u><u>\$ 252,204</u></u> | <u><u>\$ 177,475</u></u> |
| <b>LIABILITIES</b>  |                          |                          |
| <b>CURRENT</b>  |                          |                          |
| Accounts payable (Note 7)   | \$ 48,559                | \$ 42,127                |
| Deferred contributions (Notes 2 and 5)                              | 175,796                  | 127,309                  |
| Deferred contributions related to capital assets<br>(Notes 2 and 6) | <u>20,438</u>            | <u>4,161</u>             |
|   | <u>244,793</u>           | <u>173,597</u>           |
| <b>NET ASSETS</b>   |                          |                          |
| <b>UNRESTRICTED NET ASSETS</b>                                      | <u>7,411</u>             | <u>3,878</u>             |
|   | <u><u>\$ 252,204</u></u> | <u><u>\$ 177,475</u></u> |



**EAST CENTRAL NEWCOMER WELCOME CENTRE INC.**  
**STATEMENT OF OPERATIONS AND CHANGES IN NET ASSETS**  
 For the year ended March 31, 2021

|   | 2021<br>Budget<br>Unaudited<br>(Note 10) | 2021<br>Actual  | 2020<br>Actual  |
|---|--|-----------------|-----------------|
| <b>REVENUE</b>  |  |                 |                 |
| Grants - Immigration, Refugees, and Citizenship<br>Canada | \$ 388,295                               | \$ 360,026      | \$ 299,101      |
| - Minister of Immigration and Career Training             | 268,848                                  | 191,339         | 203,857         |
| - Saskatchewan Lotteries                                  |  | 5,173           | 10,564          |
| Miscellaneous   |  | 242             |                 |
| Interest  |  | 113             | 95              |
|   | <u>657,143</u>                           | <u>556,893</u>  | <u>513,617</u>  |
| <b>OPERATING EXPENSES</b>                                 |  |                 |                 |
| Administration  | 26,341                                   | 10,591          | 6,053           |
| Advertising   | 4,650                                    | 4,387           | 1,250           |
| Amortization  |  | 1,498           | 897             |
| Audit   | 10,000                                   | 4,285           | 4,069           |
| Insurance   | 825                                      | 7,668           | 9,092           |
| Miscellaneous   | 875                                      | 11,862          | 1,622           |
| Rental - building   | 68,050                                   | 49,467          | 53,805          |
| Rental - equipment  | 1,125                                    | 876             | 1,460           |
| Repairs and maintenance                                   | 7,350                                    | 9,350           | 6,634           |
| Salaries and benefits                                     | 489,765                                  | 429,778         | 396,783         |
| Supplies  | 4,335                                    | 3,187           | 3,870           |
| Telephone   | 6,000                                    | 10,392          | 7,373           |
| Training  | 4,988                                    | 483             | 844             |
| Travel  | 29,714                                   | 5,467           | 12,554          |
| Utilities   | 3,125                                    | 4,069           | 3,416           |
|   | <u>657,143</u>                           | <u>553,360</u>  | <u>509,722</u>  |
| <b>EXCESS OF REVENUE OVER EXPENSES</b>                    | <u>\$</u>                                | 3,533           | 3,895           |
| <b>UNRESTRICTED NET ASSETS, BEGINNING OF YEAR</b>         |  | <u>3,878</u>    | <u>(17)</u>     |
| <b>UNRESTRICTED NET ASSETS, END OF YEAR</b>               |  | <u>\$ 7,411</u> | <u>\$ 3,878</u> |





**EAST CENTRAL NEWCOMER WELCOME CENTRE INC.**  
**STATEMENT OF CASH FLOWS**  
For the year ended March 31, 2021

|   | 2021              | 2020              |
|---|-------------------|-------------------|
| <b>CASH FLOWS FROM OPERATING ACTIVITIES</b> |                   |                   |
| Cash receipts from funders                  | \$ 640,681        | \$ 509,985        |
| Cash paid to suppliers and employees        | (545,421)         | (490,479)         |
| Interest received                           | 113               | 95                |
|   | <u>95,373</u>     | <u>19,601</u>     |
| <b>CASH FLOWS FROM INVESTING ACTIVITIES</b> |                   |                   |
| Purchase of capital assets                  | (17,775)          |                   |
| <b>CHANGE IN CASH</b>                       | 77,598            | 19,601            |
| <b>CASH, BEGINNING OF YEAR</b>              | <u>106,853</u>    | <u>87,252</u>     |
| <b>CASH, END OF YEAR</b>                    | <u>\$ 184,451</u> | <u>\$ 106,853</u> |



**EAST CENTRAL NEWCOMER WELCOME CENTRE INC.**  
**NOTES TO THE FINANCIAL STATEMENTS**  
**For the year ended March 31, 2021**

**1. DESCRIPTION OF ORGANIZATION**

East Central Newcomer Welcome Centre Inc. provides services to immigrants, newcomers and refugees towards their smoother settlement and integration in their new community. The organization is exempt from income taxes under section 149(1)(l) of the *Income Tax Act*.

**2. SUMMARY OF SIGNIFICANT ACCOUNTING POLICIES**

These financial statements have been prepared in accordance with the Canadian accounting standards for not-for-profit organizations. The following are considered to be the more significant accounting policies:

**Revenue recognition**

East Central Newcomer Welcome Centre Inc. follows the deferral method of accounting for contributions. Restricted contributions are recognized as revenue in the year in which the related expenses are incurred.

Grants are recognized as revenue when the amounts are known, entitlement to the funding is established, and the expenses to which the funding received have been incurred.

Contributions of cash to purchase depreciable assets or donations of the depreciable capital asset themselves are recognized over the useful life of the asset on the same basis as amortization on the asset. Donations of material and equipment are reported at fair market value.

**Capital assets**

Capital assets are initially recorded at cost. Amortization is recorded using the straight-line method. The rates are intended to amortize the cost of asset over their estimated useful lives.

|                    |          |
|--------------------|----------|
| Computer equipment | 4 years  |
| Office furniture   | 10 years |

**Deferred revenue**

Deferred revenue consists of grants received from IRCC, ICT and the IRCC contribution for capital expenditures. The IRCC and ICT funding received is the excess amount received in the year over the actual expenses that were incurred. The IRCC capital expenditure reimbursement was received as a reimbursement for the purchase of the capital assets. This amount is to be recognized as revenue over the useful life of the assets.

**Use of estimates**

The preparation of these financial statements in conformity with Canadian accounting standards for not-for-profit organizations requires management to make estimates and assumptions that affect the reported amount of assets and liabilities, the disclosure of contingent assets and liabilities at the date of the financial statements and the reported amount of revenues and expenses during the reporting period. Significant estimates include those used when accounting for amortization of capital assets. All estimates are reviewed periodically and adjustments are made to the statements of operations as appropriate in the year they become known.



**EAST CENTRAL NEWCOMER WELCOME CENTRE INC.**  
**NOTES TO THE FINANCIAL STATEMENTS**  
For the year ended March 31, 2021

**2. SUMMARY OF SIGNIFICANT ACCOUNTING POLICIES (continued)**

Financial instruments

The organization initially measures its financial assets and financial liabilities at fair value. The organization subsequently measures all its financial assets and financial liabilities at amortized cost.

Financial assets measured at amortized cost include cash and accounts receivable.

Financial liabilities measured at amortized cost include accounts payable.

**3. ACCOUNTS RECEIVABLE**

|             | 2021             | 2020             |
|-------------|------------------|------------------|
| ICT - grant | \$ 37,569        | \$ 59,402        |
| GST - ICT   | 2,450            | 1,240            |
| GST - IRCC  | 2,270            | 792              |
| GST - FOC   | 59               | 50               |
|             | <u>\$ 42,348</u> | <u>\$ 61,484</u> |

**4. CAPITAL ASSETS**

|                                 | Balance,<br>Beginning of year | Additions     | Disposals | Balance,<br>End of year |
|---------------------------------|-------------------------------|---------------|-----------|-------------------------|
| Computer equipment              | \$ 1,858                      | 13,328        |           | \$ 15,186               |
| Office furniture                | 4,320                         | 4,447         |           | 8,767                   |
|                                 | <u>6,178</u>                  | <u>17,775</u> |           | <u>23,953</u>           |
| <b>ACCUMULATED AMORTIZATION</b> |                               |               |           |                         |
| Computer equipment              | 1,045                         | 986           |           | 2,031                   |
| Office furniture                | 972                           | 512           |           | 1,484                   |
|                                 | <u>2,017</u>                  | <u>1,498</u>  |           | <u>3,515</u>            |
| <b>NET BOOK VALUE</b>           | <u>\$ 4,161</u>               |               |           | <u>\$ 20,438</u>        |





**EAST CENTRAL NEWCOMER WELCOME CENTRE INC.**  
**NOTES TO THE FINANCIAL STATEMENTS**  
 For the year ended March 31, 2021

**5. DEFERRED CONTRIBUTIONS**

Deferred contributions represent externally restricted unspent resources received in the current year related to future expenditures. Changes in the deferred contributions balance are as follows:

|   | IRCC              | 2021              | 2020              |
|---|-------------------|-------------------|-------------------|
| Balance, beginning of year  | \$ 127,309        | \$ 127,309        | \$ 52,648         |
| Add: Funding received during the year                                 | 424,931           | 424,931           | 576,817           |
| Less: Amounts recognized as revenue in the year for expenses incurred | <u>(376,444)</u>  | <u>(376,444)</u>  | <u>(502,156)</u>  |
| Balance, end of year  | <u>\$ 175,796</u> | <u>\$ 175,796</u> | <u>\$ 127,309</u> |

**6. DEFERRED CONTRIBUTIONS RELATED TO CAPITAL ASSETS**

Deferred contributions related to capital assets represent restricted contributions which East Central Newcomer Welcome Centre Inc. used to purchase their computer equipment and office furniture. The changes in the deferred contributions balance for the year are as follows:

|   | IRCC             | 2021             | 2020            |
|---|------------------|------------------|-----------------|
| Balance, beginning of year                                  | \$ 4,161         | \$ 4,161         | \$ 5,058        |
| Add: Funding received during the year for capital purchases | 17,775           | 17,775           |                 |
| Less: Amounts amortized into revenue                        | <u>(1,498)</u>   | <u>(1,498)</u>   | <u>(897)</u>    |
| Balance, end of year  | <u>\$ 20,438</u> | <u>\$ 20,438</u> | <u>\$ 4,161</u> |



**EAST CENTRAL NEWCOMER WELCOME CENTRE INC.**  
**NOTES TO THE FINANCIAL STATEMENTS**  
 For the year ended March 31, 2021

**7. ACCOUNTS PAYABLE**

|                            | 2021             | 2020             |
|----------------------------|------------------|------------------|
| Accrued wages and vacation | \$ 24,160        | \$ 22,871        |
| Government remittances     | 13,974           | 13,807           |
| Trade                      | 5,456            | 256              |
| Accrued audit fee          | 3,750            | 3,750            |
| PEPP                       | <u>1,219</u>     | <u>1,443</u>     |
|                            | <u>\$ 48,559</u> | <u>\$ 42,127</u> |

**8. RELATED PARTIES**

During the year, the organization had transactions with IRCC and ICT as they provide funding to East Central Newcomer Welcome Centre Inc. These transactions are considered to be in the normal course of operations and were measured at the exchange value of the grants received of \$360,026 from IRCC (2020 - \$299,101) and \$191,339 from ICT (2020 - \$203,857), which approximates the arm's length equivalent value.

**9. FINANCIAL INSTRUMENTS**

The organization is exposed to various risks through its financial instruments.

**Credit risk**

East Central Newcomer Welcome Centre Inc. does not provide credit to its clients.

For grants receivable, the organization assesses, on a continuous basis, amounts receivable on the basis of amounts it is virtually certain to receive based on their estimated realizable value.

**Liquidity risk**

Liquidity risk is the risk of being unable to meet cash requirements or fund obligations as they become due. It stems from the possibility of delay in realizing the fair value of financial instruments. At this time, the organization has more than adequate current assets to cover its current liabilities, therefore liquidity risk is minimal. The COVID-19 pandemic had a minimal impact on cash flows from operations.

The organization manages its liquidity risk by constantly monitoring cash flows and financial liability maturities, and by holding assets that can be readily converted into cash.

Accounts payable are generally paid within 30 days.

**10. BUDGET**

The budget figures presented for comparative purposes are unaudited and are those approved by the funding organizations.



**EAST CENTRAL NEWCOMER WELCOME CENTRE INC.**  
**NOTES TO THE FINANCIAL STATEMENTS**  
 For the year ended March 31, 2021

---

**11. COMMITMENTS**

On December 30, 2020 the East Central Newcomer Welcome Centre Inc. signed a 36 month lease term commencing February 1, 2021 for the use of the facility. Monthly payments are \$2,466 occupancy cost plus applicable taxes. Under the terms of the contract, the East Central Newcomer Welcome Centre Inc. is responsible for the risk of damage to the building caused by them. The minimum lease payments to expiration are as follows:

|      |    |        |
|------|----|--------|
| 2022 | \$ | 29,596 |
| 2023 |    | 29,596 |
| 2024 |    | 2,466  |

**12. OTHER MATTERS**

During the year, the COVID-19 pandemic impacted Canada and caused significant disruptions to the Canadian economy. As of the audit report date, the organization has not suffered any significant disruptions, and we are therefore unable to estimate the effect of the pandemic on the organization's operations. While the disruption is currently expected to be temporary, there is considerable uncertainty about the duration of the disruption. As a result, the related financial impact and duration cannot be reasonably estimated at this time.





**EAST CENTRAL NEWCOMER WELCOME CENTRE INC.**  
**SCHEDULE 1 - STATEMENT OF OPERATIONS FOR IMMIGRATION, REFUGEES, AND CITIZENSHIP**  
**CANADA (IRCC)**  
For the year ended March 31, 2021

|  | 2021<br>Budget<br>Unaudited<br>(Note 10) | 2021<br>Actual | 2020<br>Actual |
|--|--|----------------|----------------|
| <b>REVENUE</b>                         |  |                |                |
| Grant                                  | \$ 388,295                               | \$ 360,026     | \$ 299,101     |
| Miscellaneous                          |  | 97             |                |
| Interest                               |  | 45             | 39             |
|  | <u>388,295</u>                           | <u>360,168</u> | <u>299,140</u> |
| <b>OPERATING EXPENSES</b>              |  |                |                |
| Administration                         | 1,901                                    | 6,480          | 2,634          |
| Advertising                            | 4,275                                    | 3,997          | 195            |
| Amortization                           |  | 1,498          | 897            |
| Audit                                  | 10,000                                   | 1,714          | 1,628          |
| Insurance                              |  | 3,741          | 5,343          |
| Miscellaneous                          |  | 10,500         | 172            |
| Rental - building                      | 30,278                                   | 22,416         | 20,657         |
| Rental - equipment                     |  |                | 584            |
| Repairs and maintenance                |  | 4,130          | 326            |
| Salaries and benefits                  | 310,367                                  | 291,693        | 250,408        |
| Supplies                               | 2,460                                    | 906            | 1,073          |
| Telephone                              |  | 5,621          | 2,986          |
| Training                               | 1,800                                    | 415            | 389            |
| Travel                                 | 27,214                                   | 5,429          | 10,568         |
| Utilities                              |  | 1,628          | 1,280          |
|  | <u>388,295</u>                           | <u>360,168</u> | <u>299,140</u> |
| <b>EXCESS OF REVENUE OVER EXPENSES</b> | <u>\$</u>                                | <u>\$</u>      | <u>\$</u>      |





**EAST CENTRAL NEWCOMER WELCOME CENTRE INC.**  
**SCHEDULE 2 - STATEMENT OF OPERATIONS FOR MINISTER OF IMMIGRATION AND CAREER**  
**TRAINING (ICT)**  
For the year ended March 31, 2021

|  | 2021<br>Budget<br>Unaudited<br>(Note 10) | 2021<br>Actual | 2020<br>Actual |
|--|--|----------------|----------------|
| <b>REVENUE</b>                         |  |                |                |
| Grant                                  | \$ 268,848                               | \$ 191,339     | \$ 203,857     |
| Miscellaneous                          |  | 145            |                |
| Interest                               |  | 68             | 56             |
|  | <u>268,848</u>                           | <u>191,552</u> | <u>203,913</u> |
| <b>OPERATING EXPENSES</b>              |  |                |                |
| Administration                         | 24,441                                   | 4,111          | 3,100          |
| Advertising                            | 375                                      | 390            | 293            |
| Audit                                  |  | 2,571          | 2,441          |
| Insurance                              | 825                                      | 3,927          | 3,749          |
| Miscellaneous                          | 875                                      | 162            | 1,050          |
| Rental - building                      | 37,772                                   | 27,051         | 31,051         |
| Rental - equipment                     | 1,125                                    | 876            | 876            |
| Repairs and maintenance                | 7,350                                    | 5,220          | 6,308          |
| Salaries and benefits                  | 179,398                                  | 138,085        | 144,013        |
| Supplies                               | 1,875                                    | 1,841          | 2,067          |
| Telephone                              | 6,000                                    | 4,771          | 4,387          |
| Training                               | 3,187                                    | 68             | 455            |
| Travel                                 | 2,500                                    | 38             | 1,986          |
| Utilities                              | 3,125                                    | 2,441          | 2,137          |
|  | <u>268,848</u>                           | <u>191,552</u> | <u>203,913</u> |
| <b>EXCESS OF REVENUE OVER EXPENSES</b> | <u>\$</u>                                | <u>\$</u>      | <u>\$</u>      |



**EAST CENTRAL NEWCOMER WELCOME CENTRE INC.**  
**SCHEDULE 3 - STATEMENT OF OPERATIONS - UNRESTRICTED**  
 For the year ended March 31, 2021

|  | 2021<br>Budget<br>Unaudited<br>(Note 10) | 2021<br>Actual         | 2020<br>Actual         |
|--|--|------------------------|------------------------|
| <b>REVENUE</b>                         |  |                        |                        |
| Grant - Saskatchewan Lotteries         | \$                                       | \$ <u>5,173</u>        | \$ <u>10,564</u>       |
| <b>OPERATING EXPENSES</b>              |  |                        |                        |
| Administration                         |  |                        | 319                    |
| Advertising                            |  |                        | 762                    |
| Miscellaneous                          |  | 1,200                  | 400                    |
| Rental - building                      |  |                        | 2,097                  |
| Salaries and benefits                  |  |                        | 2,361                  |
| Supplies                               | <u>          </u>                        | <u>440</u>             | <u>730</u>             |
|  |  | <u>1,640</u>           | <u>6,669</u>           |
| <b>EXCESS OF REVENUE OVER EXPENSES</b> |  | <u>\$ <u>3,533</u></u> | <u>\$ <u>3,895</u></u> |

