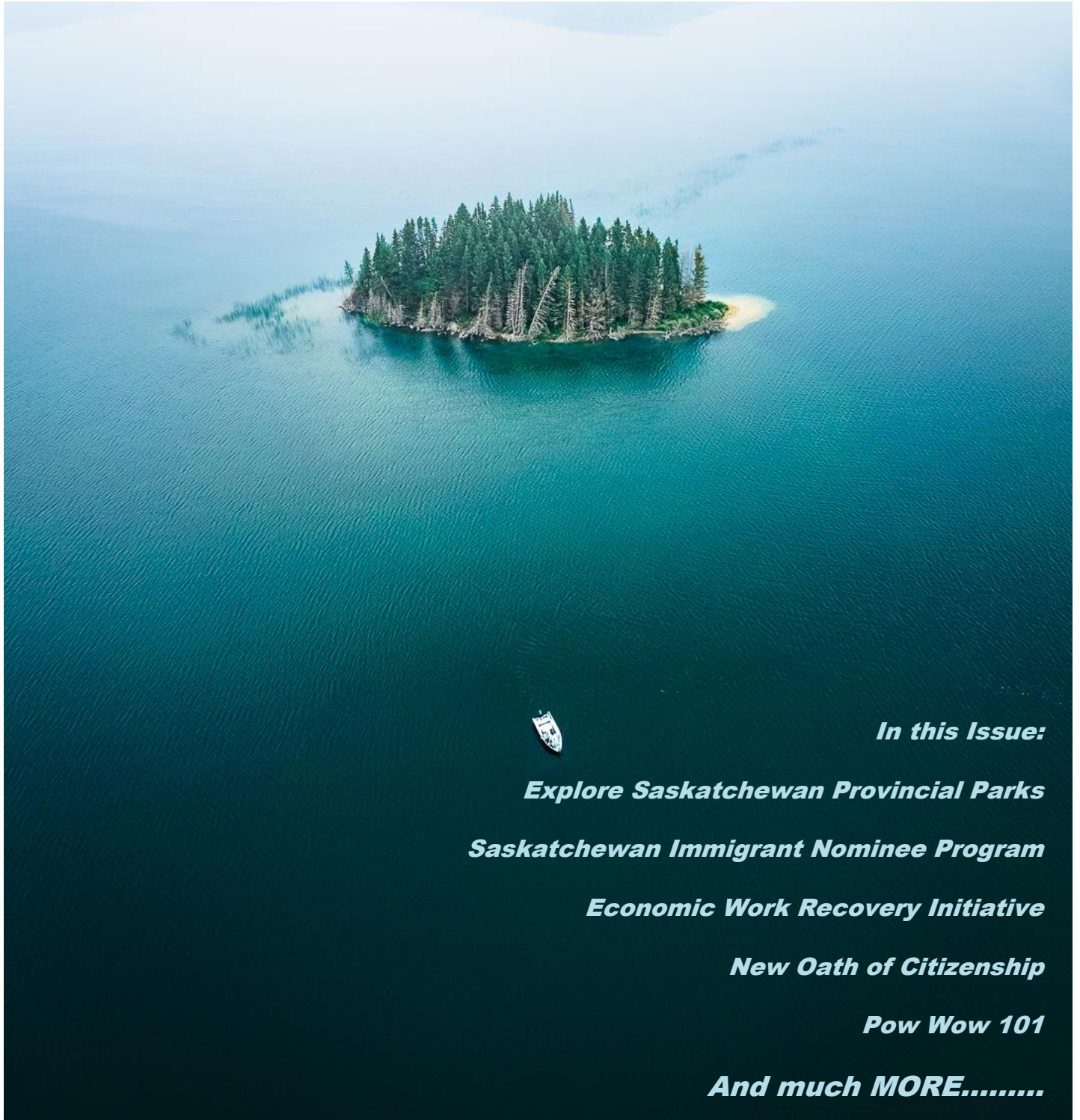


# connECT Spring & Summer 2022

A Magazine for Newcomers to East Central Saskatchewan



*In this Issue:*

*Explore Saskatchewan Provincial Parks*

*Saskatchewan Immigrant Nominee Program*

*Economic Work Recovery Initiative*

*New Oath of Citizenship*

*Pow Wow 101*

*And much MORE.....*

A publication of



EAST CENTRAL NEWCOMER  
WELCOME CENTRE INC.



# ASK OUR STAFF

***“What’s your favourite thing to do on weekends?”***



A new thing my husband and I started doing on the weekends is taking short trips to small communities in the region by taking the less travelled gravel roads. You'll find gems of points of interests and learn histories of the small communities including those which does not even appear on the map or GPS. - Edith



My favorite thing to do over the weekend is sleeping in. Apart from that, I like to catch up a little bit with my reading sitting on my deck and listening to the birds chirping in the park behind my house. - Anshu




My favourite thing to do on weekends is teaching preschool dance classes at Extravandance Studio. I also love to take my dog for walks through the lovely parks in Yorkton! - Leah

Go for a drive (weather permitting)! There is so much scenery to see across the province and I just want to spend whatever free time I can find, exploring it with my family. Honk, when you see me on the road!

- Loreben



In summer, or when there is no snow, I love cleaning my backyard and staying on my deck. I want to feel the fresh air and hear the birds. I have a big backyard where my children sometimes invite their friends and just hang out. - Jeisel



My weekends are usually filled with watching my children’s activities, which I do enjoy! However, if we have a weekend off, I love to sleep in, relax, golf or spend time in my yard gardening!

- Shanley



I spend a lot of time on the weekends outside, doing yard work, having fires with family and friends, playing with my kids or doing some form of woodworking. The winters are long so I try to make the best of the other 3 seasons and spend a lot of time outside.

- Scott



With two small kids and a full-time job, I spend my weekends trying to get caught up on housework after a busy work week. Lately, I have also been spending time on weekends volunteering to help with the Ukraine Humanitarian Aid efforts.

-Oksana



# Explore Saskatchewan's Provincial Parks

We live in such a beautiful area of Saskatchewan and are lucky to have a number of Provincial Parks within a short drive! Why not plan a short road trip and reconnect with your family, friends and nature! You could hit the beach or find a hiking trail and maybe spot some of our majestic wildlife. Whatever the season, Saskatchewan Provincial Parks have a space and an activity to create that perfect memory. Start planning your summer road trip now!



The three Provincial Parks within about an hour drive from Yorkton are Good Spirit Lake, Duck Mountain and Crooked Lake Provincial Park. To learn more about all the provincial parks in Saskatchewan and see what each park has to offer you can visit the Sask Parks website at <https://www.tourismsaskatchewan.com/places-to-go/provincial-parks>

It is important to note Provincial Parks charge a daily admission fee per vehicle of \$10 to enter, or you can purchase an annual pass for \$75 from the parks administration office and have unlimited access all year long!

## ***Good Spirit Lake Provincial Park***

Named by Maclean's Magazine as home to one of the Top 10 Beaches in Canada, Good Spirit Lake Provincial Park offers outdoor adventures the whole family can enjoy. Located 30 minutes northwest of Yorkton, the park offers excellent fishing, swimming and beach-related opportunities including mini golf, food concession, tennis and beach volleyball courts and disc golf. You could take a hike along the Trans Canada Trail or explore the natural sand dunes that stretch along the Dune Discovery Interpretive Trail. Lodging, 18-hole golf course, licensed dining and gas are available at the nearby Good Spirit Golf Resort.



## ***Crooked Lake Provincial Park***

Nestled in the scenic Qu'Appelle Valley, Crooked Lake Provincial Park features stunning valley views and a beautiful lake. This park has numerous campsites including several lakeside sites, a service centre, hiking trails, boat launch, fishing and nearby golf course.

## ***Duck Mountain Provincial Park***

Duck Mountain Provincial Park is loved for its rolling hills, well-stocked lakes and boreal forest setting. This family-friendly park offers a wide-range of recreational opportunities. Fish for pike, walleye or perch in spring-fed Madge Lake, or try one of the various other lakes found in and around the park. Bike a section of the Trans Canada Trail, sample one of the other self-guided or interpretive trails (such as the "Fen Trail") or enjoy the inflatable water park at Ministik beach with your children.



*Source of information and photos: Sask Parks Website*

# Saskatchewan Immigrant Nominee Program (SINP)

The Saskatchewan Immigrant Nominee Program (SINP) is a way to immigrate to Canada. Through this provincially-administered economic immigration program, the Province of Saskatchewan:

- Invites residency applications from non-Canadians who want to make Saskatchewan their home
- Nominates successful applicants to the federal government for permanent residency in Canada

The SINP is only one of the steps toward becoming a permanent resident in Saskatchewan. All approved applicants must also apply for residency through Immigration, Refugees and Citizenship Canada (IRCC) Canadian Immigration Commission. SINP criteria is based on Saskatchewan's current labour market needs. Entry prerequisites and selection criteria vary by category and are based on several variables.



**The SINP program categories you can apply to:**

- **International Skilled Worker:** for skilled workers who want to work and live in Saskatchewan.
- **Saskatchewan Experience:** for foreign nationals who already live and work in Saskatchewan.
- **Entrepreneur and Farm:** for those who plan to start a business in Saskatchewan.
- **Farm Owner and Operator:** for those who plan to buy and operate a farm in Saskatchewan.

International  
Skilled Worker

Worker with  
Saskatchewan  
Work Experience

Entrepreneur

Farm Owner and  
Operator

**The International Skilled Worker (ISW) category** is for skilled workers living abroad or in Canada who want to work and live in Saskatchewan. There are currently 5 sub-categories that international skilled workers may apply for under the SINP.

1. International Skilled Worker: Employment Offer

This sub-category is for skilled workers who:

- Have a job offer for a skilled occupation in Saskatchewan;

2. International Skilled Worker: Tech Talent Pathway

This sub-category is for high-skilled technology and innovation sector workers who:

- Have a job offer for a high-skilled occupation in Saskatchewan;
- May be in the IRCC Express Entry Pool (not required).

3. International Skilled Worker: Occupation In-Demand

This sub-category is for skilled workers who:

- Do not have a job offer in SK but are highly skilled in an in-demand occupation;

4. International Skilled Worker: Saskatchewan Express Entry

This sub-category is for skilled workers who:

- Do not have a job offer in Saskatchewan;
- Are in the IRCC Express Entry Pool;

5. Hard-to-Fill Skills Pilot

This sub-category is for intermediate and lower-skilled workers who:

- Have a job offer for an eligible intermediate or low-skilled occupation in SK;

**The Saskatchewan Experience (In-SK) category** is for foreign nationals who are currently working and living in Saskatchewan on a valid work permit. There are six sub-categories that foreign workers currently working and living in Saskatchewan may apply for under the SINP.

1. Skilled Worker with Existing Work Permit

This sub-category is for skilled workers who:

- Have been working in Saskatchewan with a valid work permit for at least six months;
- Have a permanent full-time job offer from a Saskatchewan employer. The job is required to be in National Occupation Classification (NOC) Matrix "A", "B" or "O"; or in a designated trade;

2. Semi-skilled Agriculture Worker with Existing Work Permit

This sub-category is for semi-skilled workers who:

- Have been working for more than six months with a valid work permit for the employer offering a job or, who have previously worked in Saskatchewan for a minimum of six months;
- Have a permanent full-time job offer from a Saskatchewan employer. The job is required to be in the following [National Occupation Classification](#) (NOC) occupations: NOC 8431: General Farm Worker; NOC 8432: Greenhouse Worker.

3. Health Professionals

This sub-category is for skilled workers who:

- Have been working full-time in Saskatchewan on a temporary work permit for at least six months as a: Physician; Nurse; or Other health professional.

4. Hospitality Sector Project

This sub-category is for foreign workers who:

- Are currently working in Saskatchewan on a temporary work permit through a Labour Market Impact Assessment (LMIA);
- Have been working with an SINP Hospitality-approved employer for a minimum of six months (780 hours); and
- Are working in one of the following jobs: Food/Beverage Server (NOC 6513); Food Counter Attendant/Kitchen Helper (NOC 6711); Housekeeping/Cleaning Staff (NOC 6731).

## 5. Long-Haul Truck Driver Project

This sub-category is for long-haul truck drivers who:

- Will work for an approved trucking firm in Saskatchewan on a temporary work permit issued by [Immigration, Refugees and Citizenship Canada](#) (IRCC) and based on a positive Labour Market Impact Assessment (LMIA) from the Government of Canada;

## 6. Students

This sub-category is for students who:

- Graduated from a Saskatchewan institute or a recognized post-secondary educational institution in Canada;
- You've worked for a minimum of 6 months (or 780 hours) of paid employment in Saskatchewan;
- You have a current, permanent, full-time job offer in your field of study from a Saskatchewan employer;

**The Entrepreneur Category** is for foreign nationals who wish to obtain or partner in a business in Saskatchewan and be actively involved in managing it, while residing in Saskatchewan.

There are four steps to the nomination process:

1. Expression of Interest (EOI) submission to the SINP
2. EOI Selection and Invitation to Submit an Application
  - Candidates' EOIs are selected based on their points score with those with the highest points selected during each draw. The number selected is dependent on program requirements (e.g. application inventory).
  - After candidates are invited to apply, applications are processed in the order that they are received.
3. Business Establishment
4. Nomination

Through the SINP Entrepreneur Program, you and your family can start, obtain or partner in a business in Saskatchewan and be actively involved in managing it, while residing in Saskatchewan.

International Graduate Entrepreneur Category

**The International Graduate Entrepreneur Category** is for international students graduating from a Saskatchewan institution who want to become an entrepreneur. Through the SINP Entrepreneur Program, you and your family can start, obtain or partner in a business in Saskatchewan and be actively involved in managing it, while residing in Saskatchewan.

There are four steps to the nomination process:

1. Expression of Interest (EOI) submission to the SINP
2. EOI Selection and Invitation to Submit an Application
  - Candidates' EOIs are selected based on their points score with those with the highest points selected during each draw. The number selected is dependent on program requirements (e.g. application inventory).
  - After candidates are invited to apply, applications are processed in the order received.
3. Business Establishment
4. Nomination

Through the SINP International Graduate Entrepreneur Program, you can start, obtain or partner in a business in Saskatchewan and be actively involved in managing it, while residing in Saskatchewan.



The **Farm Owner and Operator Category** is for foreign nationals who:

- Have proven experience in farming;
- Have considerable capital (money, assets) to invest in a farming operation; and
- Plan to buy and run a farm in Saskatchewan.

Please note this category is strictly for business in primary agricultural production (crops and livestock). If you're interested in agri-business operations, you may qualify under the SINP Entrepreneur Category

**Please note that each sub-category has eligibility requirements you must meet. All eligibility requirements can be found on the SINP website at <https://www.saskatchewan.ca/residents/moving-to-saskatchewan/live-in-saskatchewan/by-immigrating/saskatchewan-immigrant-nominee-program/browse-sinp-programs>**

## What's the process to apply?

Once you review the categories and have a better understanding of your eligibility requirements you can start the application process for Permanent Residency. There are two steps:

### **STEP ONE - Apply to the SINP for a nomination for permanent residency.**

- Applications are made online at <https://immigration.Saskatchewan.ca>
- Refer to the required documents for your selected category: [www.saskatchewan.ca/sinp](http://www.saskatchewan.ca/sinp)
- Gather and complete the required federal forms and required documents (you will need to scan these documents and upload to your online application)
- SINP assesses file against eligibility criteria.
- If approved, SINP provides nomination certificate to Immigration, Refugee and Citizenship Canada (IRCC) and provides candidate with nomination letter and work permit support letter, if required.

### **STEP TWO - Apply to IRCC for permanent residency.**

- Final screening and statutory checks are conducted by IRCC.
- Permanent Residency Visa issuance.

If you have questions regarding SINP, you can contact Immigration Services with the Government of Saskatchewan. They can be reached by phone at **1- 833-613-0485** or by email at **immigration@gov.sk.ca**.



*Source of Information: Government of Saskatchewan Website (<https://www.saskatchewan.ca/sinp>) as of May 10, 2022. Please note that the information is accurate as of the date it was added into this publication.*



## **\$4 Million** in funding for the Economic Recovery Work Experience Initiative

[saskatchewan.ca](http://saskatchewan.ca)

**SaskJobs**

The East Central Newcomer Welcome Centre Inc. invites you to register for the **Economic Recovery Work Experience Initiative**. This project offers employers and job seekers an opportunity to collaborate through work placement and employment.

### ***What are the benefits?***

- The employer gets the opportunity to assess job seeker skills and match for their organization for up to sixteen weeks.
- The job seeker will have the opportunity to prove their skills and to obtain sustainable employment.
- Priority sectors in Saskatchewan will be supported by connecting job seekers and employers. Priority sectors include; Accommodations and Food Services, Agriculture, Retail Services, Health, IT, Childcare and other sectors identified as needed.
- Provides employers with access to new talent and ensuring more people gain the practical skills that work experiences provide.

### ***Who this project serves?***

- Newcomers, Immigrants and Canadian Citizens.
- Individuals who are 18 years of age or older and experiencing difficulty obtaining employment.
- Individuals who are unemployed or underemployed or may have barriers to securing and maintaining employment.

### ***How do I register?***

Contact East Central Newcomer Welcome Centre Inc. at (306) 641-4015 or email Carol at [cwiens@ecnwc.ca](mailto:cwiens@ecnwc.ca)



# Steps to become a Canadian Citizen

There are 5 main steps involved in becoming a Canadian citizen:

## ***Step 1 – Permanent Residency***

First, you have to become a permanent resident. There are many ways in which you can become a permanent resident. You could be running a business, get married to a Canadian citizen, have Canadian descent in your nuclear family, or be a high-skilled worker. Getting permanent residency is perhaps the toughest part of the entire process of becoming a Canadian citizen.

## ***Step 2 – Naturalization***

Naturalization means being present in Canada for 1095 days within a five year period. The presence does not have to be continuous and there are no minimum days to fulfill in one calendar year either. Your stay in Canada on a temporary basis also counts towards this requirement of 1095 days of stay within Canada. Temporary status includes staying in Canada as a refugee, visitor, or student. However, there is one rider. Every day spent on temporary status counts as half-a-day. Additionally, the number of days that can be counted towards naturalization while on temporary status is capped at 365 days. You will also have to demonstrate that you have filed your income tax returns throughout your stay in Canada. Only after you fulfill this requirement will you be able to take the citizenship test. The citizenship test is a prerequisite (in almost all cases) to getting a citizenship certificate.

## ***Step 3 – Apply for citizenship***

Now that you have attained permanent resident status and are naturalized resident as well, the next step is to apply for Canadian citizenship. In order to initiate the process, you need to fill out the application form. Then you have to submit your application along with all supporting documents. An application fee of CAD \$630 is payable as well when submitting the documents. The application is then assessed and it can take up to 12 months before you find out about your eligibility. If you are deemed to be eligible for citizenship, then you will be invited to have an interview with an immigration officer. The interview is meant to assess your language proficiency and other criteria for becoming a Canadian citizen.

## ***Step 4 – Take a citizenship test***

The final step, if you are successful in your citizenship application, is to take a citizenship test. This test is a written examination in which your knowledge of Canadian history, geography, culture, and government is assessed. A time and date are assigned to you in advance for taking the citizenship test. If you fail the test once, you can re-take it again. However, if you fail for a second time, then you will have to go through a citizenship interview.

## ***Step 5 – Citizenship Ceremony***

You have passed the eligibility phase and the citizenship test. You are now ready to become a Canadian citizen. A citizenship ceremony will be scheduled and you will be assigned a date for attending that ceremony. That is the day when you officially become a Canadian citizen. You will receive your citizenship certificate at the ceremony. You have to take the Oath of Citizenship and sing the Canadian national anthem at this ceremony.



## Canada's Oath of Citizenship now recognizes First Nations, Inuit and Métis rights

Canadian citizenship legislation requires citizenship candidates 14 years or older to take the Oath of Citizenship on the day they become Canadian. The Oath of Citizenship is a solemn declaration that citizenship applicants who have been granted citizenship take, promising to obey Canadian laws while fulfilling their duties as Canadian citizens. Taking the Oath means embracing Canadian values and traditions while pledging allegiance to Canada as a democratic constitutional monarchy. Taking the Oath of Citizenship is an integral part of the citizenship process, and the act of taking the Oath reflects the Canadian values of social cohesion, openness and transparency in an open, free, democratic and diverse Canada.

Canada's Oath of Citizenship is more than words. It is a public declaration of belonging to our country and to our communities. That's why the government has been hard at work over the past few years updating the Oath to include Indigenous peoples, through Bill C-8. This directly responds to the Truth and Reconciliation Commission (TRC) Call to Action 94. The recent news of the findings in the areas around Residential Schools is a stark reminder of the importance of this work and the reason why we need continue to deliver on the TRC's Calls to Action.

The Honourable Marco E. L. Mendicino, Minister of Immigration, Refugees and Citizenship, on June 21, 2021 announced that Bill C-8 has received Royal Assent and is now law. On June 21, 2021, Canada's Oath of Citizenship officially recognizes First Nations, Inuit and Métis, and the obligation that all citizens have to uphold the treaties between the Crown and Indigenous nations.

The new Oath of Citizenship recognizes that Indigenous rights are both enshrined in section 35 of the Constitution Act, 1982, and that they derive from the historic use of this land by Indigenous peoples. As new Canadians recite the Oath, they will make a personal commitment to observe the Aboriginal and treaty rights of First Nations, Inuit and Métis peoples.

### ***The new Oath:***

*"I swear (or affirm) that I will be faithful and bear true allegiance to Her Majesty Queen Elizabeth the Second, Queen of Canada, Her Heirs and Successors, and that I will faithfully observe the laws of Canada, including the Constitution, **which recognizes and affirms the Aboriginal and treaty rights of First Nations, Inuit and Métis peoples, and fulfil my duties as a Canadian citizen.**"*

*Source of Information: Immigration, Refugees and Citizenship Canada Website*





A Pow Wow is a sacred social gathering held by many North American Indigenous communities. It is an event to dance, sing, socialize and honour traditions and culture of Indigenous peoples. A Pow Wow can be one day or last all weekend, from a Friday to Sunday night, with breaks for supper and sleep. Everyone is invited to attend a Pow Wow! If you see one promoted, consider yourself included.

Make your first Pow Wow a success by observing these general protocols and information:

- **The Grand Entry** is the official opening of the Pow Wow, often led by veterans, Flag Carriers and Head Dancers. As a sign of respect, standing and removing hats is the protocol during this opening (unless one's ability or mobility is preventative).
- The **Master of Ceremonies (M.C.)** helps run the Gathering by announcing singers, drummers, and dancers. They conduct the Gathering, provide historical significance of each dance, and will notify attendees of Honour Songs that require standing. The M.C. will give you all of the information you need, as well as entertain you and keep you posted on news
- **Regalia** is the clothing that dancers wear. It is not a costume. Regalia is often spiritually or historically significant: either handed down through generations, handmade by family members, or meticulously crafted by the individual. Never touch someone's Regalia. Regalia has deep personal and ceremonial significance.
- **The Drums** provide the heartbeat of a Gathering. Some drums have traditions that dictate when and where they can be played, while "Drums" can also refer to the group of performers. Do not attempt to play or touch without permission.
- **Photographs** of the dances are generally permissible; however, one should never take a close-up photo of a dancer without first asking. If in doubt, find an organizer and ask. If a sacred event is taking place, the M.C. will announce that photos are not permitted.
- Sound recordings of the drums require permission from the performers. Some songs are also sacred and should not be audio recorded without permission.
- **Alcohol and Substance use is strictly forbidden.** Pow Wows are sacred and sober events. Best not to have alcohol in your vehicle when attending a Pow Wow.
- **No pets** are allowed on the Pow Wow grounds. Service animals are to remain leashed.
- Some Pow Wows search vehicles prior to allowing entry: **no weapons.**
- There will be food, crafts, and jewelry for sale. Be prepared and **bring cash.**

## Here are a few of the dances you may see at a Pow Wow:

### **MENS TRADITIONAL**

Mens Northern Traditional dancers wear headdresses, referred to as a roach, on their heads. The roaches are made with porcupines and deer hair intricately woven together. Eagle feathers are worn on top of the roaches. A stick with eagle plumes attached at the end fastens the roach to the top of the head and a string around the neck fastens the roach midway down the back. Northern Traditional dancers wear bone breastplates, which were originally used for protection during battle or hunting. The rest of the outfit is comprised of an eagle feather bustle, matching bead work (cuffs, arm bands, belt with side drops, leg bands, moccasins), apron (front and back), the back of the apron has decorative "trailers", and chokers made of animal bones. The dancers wear angora fur and large bells around their ankles. Years ago, deer toes were worn around the ankles. Some dancers carry eagle wing fans, shields, or coup sticks decorated with eagle plumes and horsehair in their hands.



### **MENS GRASS DANCE**

The Grass Dance style is a very old dance rich in history that has become very popular. In the old days, it was the job of the grass dancers to flatten the grass in the arena before a pow wow. The name "grass" does not come from the stomping of grass, but it comes from the old habit of tying braids of sweet grass to the dancer's belts, producing a swaying effect. Today, Grass Dancers resemble a multicolored swaying mass of yarn or fringe on the dance floor. The Grass Dance is a very fluid and bendable style, with the dancers trying to move their fringe in as many places as possible at once. The Grass Dance style was born in the north, but its popularity has spread south, now this beautiful style is available for everyone.

### **MENS FANCY BUSTLE**

A stick with brightly colored feathers attached at the end fastens the roach to the top of the head and a string around the neck fastens the roach midway down the back. Two bustles are worn, one is attached to the back with buckskin straps tied to the chin and chest and the other is worn at the waist. The dancers wear fully beaded capes and aprons with matching belts with side drops, cuffs, and moccasins. They also wear small bustles on their arms, which match the large bustles. They carry sticks decorated with brightly colored feathers and ribbons in their hands. The complete outfit is decorated with multi-colored ribbons to add movement to the dance steps. The dancers wear bells on the on the calves and white angora fur around the angles. Horsehair is sometimes added to the tips of the bustles.



### **MENS PRAIRIE CHICKEN DANCE**

Originated from the Blackfeet and Cree of the Northern Plains, this dance is done as an imitation of the mating dance of prairie chicken grouse. Dance steps and movement of the dancer's head and arms replicate the prairie chicken rooster as it fluffs up its feathers and struts about.

## WOMENS NORTHERN TRADITIONAL

Each tribe has specific dress and dance styles, the following are the more typical ones seen at a pow wow. The northern plains traditional dancers are sometimes referred to as "stationary" dancers. They stand on the outer edge of the dance arena. They barely move their feet and gently bend their knees and sedately move up and down in rhythm with the drum. The northwestern tribes dance around the arena moving their feet and heads in rhythm with the drum. The cloth dress and buckskin dresses are different but the dance style is the same for most of the northern plains tribes. The northern traditional buckskin dresses are elaborately decorated with beadwork. The yoke and sleeves of the dresses are completely beaded. The dress may also be decorated with porcupine quillwork, shells, elk teeth, or brass beads. The remainder of the outfit includes matching headbands or crown, hair tie, purses, moccasins, chokers, earring and shawl. Women who have an Indian name will wear an eagle feather or eagle plume in their hair.




## WOMENS JINGLE DRESS

The jingle dress is made of a cloth, velvet or leather base adorned with jingles made out of a shiny metal. Traditionally and still common today, the jingles are made from the lids of snuff cans. These are bent and molded into triangular bell shapes and attached to the dress with ribbon or fabric in a pattern designed by the dancer. It takes between 400 and 700 jingles to make an adult jingle dress. Contemporary style Jingle Dress is more colourful and energetic. Contemporary jingle has fancier footwork with a faster drum beat. The women who dance this style wear plumes in their hair, and usually carry a tail fan. You will also notice their dresses are brighter with appliqué designs.

## WOMENS FANCY SHAWL

Womens fancy dance features a fast pace and the distinctive brightly colored shawl. The shawl itself is an adaptation of the blanket carried or worn traditionally by women. That and other similar actions led women to develop a Fancy Dance for females. The regalia is simple: a basic dress, a yoke, moccasins, leggings, and a shawl worn over the shoulders and arms. Fancy shawl dancers typically wear plumes and side drops in their hair. As the years progressed, contemporary Fancy Shawl outfits have become brighter, fancier, and more intricately detailed. Original style fancy shawl outfits are not as brightly coloured and detailed. The original style dance has more footwork but not as much twirls and kicks.



\* We recognize that each area and tribe have their own origin and description on the different styles.

Source of information: Manito Ahbee (<https://www.manitoahbee.com/about-us/pow-wow>)

Alberta Mentors <https://albertamentors.ca/indigenous-mentoring/pow-wow-101/>

# Ukrainian Settlements in Saskatchewan

Initial Ukrainian immigration to Saskatchewan coincided with the great European migrations of the late 19th and early 20th centuries. Over 170,000 individuals of Ukrainian origin set out for Canada during the period 1891–1914 as part of the Canadian government’s effort to recruit agriculturalists from east, central and south Europe. Originating primarily from western Ukraine, Ukrainians were attracted to Canada by the promise of free land and homesteads of 160 acres. The majority eventually concentrated in bloc settlements located across the prairie-parkland of western Canada. As traditional cultural and social practices were recreated by the new arrivals and new forms of community and social life emerged, the cultural landscape of the region—extending southeastward from Edmonton across Saskatchewan to Manitoba—assumed a distinctive character, identified as it was with the Ukrainian inhabitants.

In Saskatchewan, the first Ukrainian settlements were established in the Montmartre-Candiac area by 1895–96, and in 1897 around Yorkton, notably in the districts of Beaver Hills, Crooked Lake, and Wroxton. By 1911 the population of Ukrainian origin in the province had reached 22,276, this represented 29.5% of the total number of Ukrainian residents of Canada, but only 4.5% of the total population of Saskatchewan. By 1921, a number of provincial districts emerged as distinct areas of concentrated Ukrainian settlement: Insinger (2,408), Redberry (2,086), Ituna-Bon Accord (1,453), Goodlake (1,424), Sliding Hills (1,149), Preeceville (1,102), and Clayton (1,101).



*Ukrainian women near a NAUKA School in Hafford, SK*



*Ukrainian farmers near Foam Lake, SK*

Only 1,291 individuals of Ukrainian origin resided in urban areas in 1911; although this number had doubled in 1921 to 2,807, Ukrainians still accounted for only 1.3% of the total urban population of Saskatchewan. After World War I the Ukrainian community of Saskatchewan benefited from renewed European immigration, growing from 28,907 to 50,700 between the years 1921–31. This tapered off, however, because of the difficult economic circumstances associated with the Great Depression and the Ukrainian population declined to 50,530 in 1941. At this time, Ukrainians began to move to urban centres in greater numbers. In 1921, there were 179 residents of Ukrainian origin in Regina, but by 1941 there were 1,619, constituting 2.3% of the city’s population. Saskatoon, too, had a small number of Ukrainian residents in 1921 at 352, but this reached 2,499 in 1941, comprising 5.7% of the population. This urbanizing trend resulted in a shift in the socio-economic character of the community. In 1941, signaling a departure from agricultural work, some 28.2% of gainfully employed Ukrainians were engaged in other industries or professions, including 5.6% employed in trade, finance, and the professional and public services.





*Outdoor oven at a Ukrainian homestead in Sturgis, SK*



*SS Peter and Paul Ukrainian Church in Insinger, SK*

By 1941, Ukrainians in Saskatchewan constituted 8.9% of the provincial population and 26.1% of the total number of Ukrainians in Canada. This percentage increased only marginally despite the influx of postwar Ukrainian immigrants to Canada. During the period of 1947–54, only 2,025 (or 6.2%) chose Saskatchewan as their destination. Subsequent restrictions on immigration from the Soviet Union had bearing on Ukrainian population growth in the province so that the community in Saskatchewan would become overwhelmingly Canadian-born. Whereas, in 1941 there were 55,036 Canadian-born individuals of Ukrainian origin, representing 69% of the total Ukrainian population in the province, by 1961 this increased to 80% and in 1971 to 87%.

The indigenized or Canadian-born nature of the Ukrainian-origin population has had an impact on the cultural character of the community. In 1971, there were over 55,385 persons in Saskatchewan who claimed Ukrainian as their mother tongue, this number declined to 44,175 in 1981, and to 27,610 in 1991. Moreover, with the disappearance of the postwar immigration from the demographic map over time, home language use has declined. Only 2,835 individuals in 1991 claimed Ukrainian as the language used in the home. As for Ukrainian adherence to the two traditional faiths—Ukrainian Orthodox and Ukrainian Catholic—the numbers have diminished as well: Ukrainians gravitate toward the Roman Catholic, United, and Anglican faiths, or increasingly declare no religious affiliation at all. In 1991, those of Ukrainian origin in the province who identified with Eastern Orthodoxy (and Ukrainian Orthodoxy in particular) numbered 15,095, while there were 18,700 adherents of the Ukrainian Catholic faith.

Perhaps the most important development resulting from the indigenization of the Ukrainian population is the high rate of intermarriage with members of other ethnic groups. Consequently, not only were there 76,810 individuals in Saskatchewan in 1981 who identified Ukrainian as their single origin, there were also an additional 23,280 individuals who reported Ukrainian as part of their roots—in effect, multiple origins. In 1996 the total number of single- and multiple-origin Ukrainians was 125,395, representing 12.7% of the provincial population, after Manitoba, this is the second highest percentage among provinces. In 2001, Saskatoon, Regina, Yorkton, Prince Albert, Canora and North Battleford registered the greatest number of Ukrainian residents, although a number of towns and villages continue to have large concentrations of Ukrainian inhabitants, notably Kamsack, Ituna, Wynyard, Hafford, and Wakaw. As for single- and multiple-origin Ukrainians, the total number decreased slightly in 2001 to 121,740 individuals. Currently, the Ukrainian community is the sixth largest in the province.

*Source of information and photos:* *Encyclopedia of Saskatchewan* ([https://esask.uregina.ca/entry/ukrainian\\_settlements.jsp](https://esask.uregina.ca/entry/ukrainian_settlements.jsp))  
*Ukrainian Museum of Canada, Saskatoon Branch* (<https://umcnational.ca/>)

# Federal charter flights for Ukrainians who want to come to Canada

Canada continues to stand with the people of Ukraine, including providing them with a temporary safe haven in Canada. We know that some Ukrainians and their family members may need help to travel, and we have been working to provide options for them to come to Canada.

On May 11, 2022 the Honourable Sean Fraser, Minister of Immigration, Refugees and Citizenship, announced 3 federal charter flights to Canada for Ukrainians and their family members. The flights will be available to people approved through the Canada-Ukraine authorization for emergency travel (CUAET) program.



The following flights will be available to approved CUAET visa holders on a first come, first served basis from Poland: May 23 to Winnipeg, Manitoba; May 29 to Montréal, Quebec; June 2 to Halifax, Nova Scotia.

In the coming days, Ukrainians who have received their visas to come to Canada through the CUAET will be contacted by email with information on how to register. Once in Canada, Immigration, Refugees and Citizenship Canada will provide temporary accommodations for up to 14 nights to people on these flights who do not already have suitable accommodations in place. These flights build on the existing supports available for Ukrainians to help them come to Canada, including the [Ukraine2Canada Travel Fund](#), a partnership with Miles4Migrants, Air Canada, and the Shapiro Foundation which will help bring at least 10,000 Ukrainians and their families on flights to Canada.

The Government of Canada will continue to work closely with provinces and territories and settlement organizations across the country to implement these special measures and to provide supports to Ukrainians as they arrive in Canada.

*“Canada is doing everything it can to support Ukrainians before and after they arrive in Canada. Millions of Ukrainians have been displaced and forced to flee their homes, and these charter flights will help make sure that those who want to come to Canada have the support they need. We’ll continue to work with provinces and territories, settlement organizations and NGOs to make sure Ukrainians feel at home in their new communities.”*

*– The Honourable Sean Fraser, Minister of Immigration, Refugees and Citizenship*

# Saskatchewan Opening Doors to Ukrainians

The Government of Saskatchewan is opening its doors to those from Ukraine who are fleeing the brutal attacks instigated by the Putin regime.

"I spoke with my federal counterpart yesterday to advise that Saskatchewan will open our doors to an unlimited number of Ukrainians affected by the conflict, and we want to open those doors expeditiously," Immigration and Career Training Minister Jeremy Harrison said.

In follow-up to correspondence over the past week, on March 1 Minister Harrison spoke with Sean Fraser, Minister of Immigration, Refugees and Citizenship Canada on Saskatchewan's desire to do its part to assist on the acute humanitarian situation and growing refugee crisis that has already seen nearly one million people leave Ukraine.

"It's time to pay our debt back to those generations of Ukrainian immigrants who helped build our province, giving refuge to their descendants who are being so viciously attacked by the Putin regime," Harrison said. "Ukrainians will find a welcoming environment in our communities, including many residents with the same culture and language, which will assist in ensuring long-term success with resettlement in Saskatchewan."



The Government of Saskatchewan will provide funding for the coordination of community supports, including settlement services for Ukrainian families arriving in Saskatchewan. The government is also committed to ensuring we have the programs and services Ukrainian newcomers may need to gain the language, skills, and connections to successfully integrate into our communities and workforce.

"The government will be working with community and service providers on these programs and services in the days ahead," Harrison said. "We will also be working closely with the business community and employers who want to help Ukrainians by offering them employment." The province will prioritize any applications received from Ukrainian citizens to the Saskatchewan Immigrant Nominee Program (SINP), which has facilitated the arrival of nearly 300 Ukrainian citizens over the last five years, with a much longer history of immigration from that country to this province. Ukrainian culture and traditions are deeply embedded in Saskatchewan, as approximately 15 per cent of our province's residents trace all or part of their ancestry to Ukraine.

---

*Source of information: Wikipedia and Government of Saskatchewan website*



**East Central Newcomer Welcome Centre Inc.**  
Unit H, 132 Broadway St. West, Yorkton, SK S3N 0M4  
Email: [ecnwcinfo@ecnwc.ca](mailto:ecnwcinfo@ecnwc.ca)  
Tel: (306) 783-2777  
[www.EastCentralNewcomerCentre.ca](http://www.EastCentralNewcomerCentre.ca)



**EAST CENTRAL NEWCOMER  
WELCOME CENTRE INC.**



Funded by / Financé par:



Immigration, Refugees  
and Citizenship Canada

Immigration, Réfugiés  
et Citoyenneté Canada



Government  
of  
Saskatchewan