



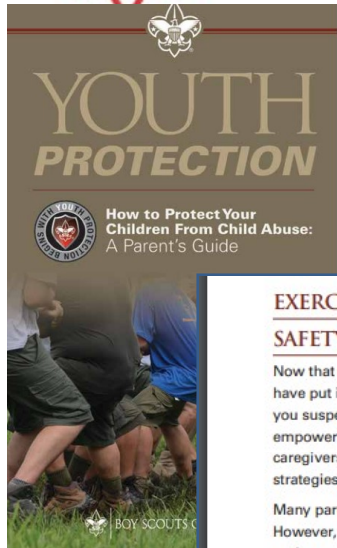
# Scout Rank Requirement 6



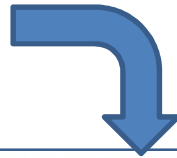
- 6: With your parent or guardian, complete the exercises in the pamphlet *How to Protect Your Children From Child Abuse: A Parent's Guide* **and** earn the Cyber Chip Award for your grade



# Pamphlet With Exercises



Read Pamphlet



**EXERCISES ON PERSONAL SAFETY AWARENESS**

Now that you understand the types of abuse, the barriers that we have put in place to minimize abuse, and the steps to take when you suspect abuse has occurred, let's focus on helping you empower your child. Concerned and connected parents and caregivers are a strong component of all child abuse prevention strategies. You have an important role to play in prevention!


Many parents find it difficult to talk with their child about abuse. However, it is important to provide a foundation for a child to understand personal safety and encourage them to come to you with questions and concerns. The personal safety exercises in this section, to be used in conversations with your child, will help you with this process. They focus on five very important areas that can minimize the chances of abuse for your child:

A Parent's Guide 19

---

- Why should I check with a parent first?
- Who are my *trusted adults*?
- What are my personal boundaries?
- What if someone asks me to keep a secret?
- How do I talk about touches and private parts?

**Five Topics to Cover With Scouts**  
**NOTE:** Completing the exercises described in these pages fulfills the requirements for your Scout to earn their Scout badge. The BSA recommends that these exercises be conducted on a regular basis throughout the year.



For those who have Scout Handbook this is in the front of the book.

For those who have not been able to get one, [https://filestore.scouting.org/filestore/pdf/100-015\(18\).pdf](https://filestore.scouting.org/filestore/pdf/100-015(18).pdf)

Exercises start on page 19

To complete requirement 6, Scouts need to tell us that they have completed this with their parents or guardian.



# BSA Cyber Chip



- Rank advancement requirement
  - Scout and Star Ranks
  - Scout Rank Requirement 6



# Cyber Chip: Grades 6-8



1. Read and sign the Level II Internet Safety Pledge. (BSA Cyber Chip green card)
2. Write and sign a personalized contract with your parent or guardian that outlines rules for using the computer and mobile devices, including what you can download, what you can post, and consequences for inappropriate use.
3. Watch the video "Friend or Fake,"  
[https://www.youtube.com/watch?v=Nb1zAY\\_cc8o&feature=youtu.be](https://www.youtube.com/watch?v=Nb1zAY_cc8o&feature=youtu.be) along with two additional videos of your choosing, to see how friends can help each other to stay safe online.  
([www.netsmartz.org/scouting](http://www.netsmartz.org/scouting) )
  1. Post to be private: <https://www.youtube.com/watch?v=mBsoODqfQgA&feature=youtu.be>
  2. Split Decisions: [https://www.youtube.com/watch?v=HLUv8DHT\\_R4&feature=youtu.be](https://www.youtube.com/watch?v=HLUv8DHT_R4&feature=youtu.be)
  3. Two Kinds of Stupid: <https://www.youtube.com/watch?v=T6ulH2bWCnY&feature=youtu.be>
4. As an individual or with your patrol, use the EDGE method and mini lessons to teach Internet safety rules, behavior, and "netiquette" to your troop or another patrol. You are encouraged to use any additional material and information you have researched. Each member of the patrol must have a role and present part of the lesson. ([www.netsmartz.org/scouting](http://www.netsmartz.org/scouting) )
5. Discuss with your unit leader the acceptable standards and practices for using allowed electronic devices, such as phones and games, at your meetings and other Scouting events.

<https://www.scouting.org/training/youth-protection/cyber-chip/grades-6-8/>



# Cyber Chip Green Card



Print, Cut Out,  
and Sign!

1. Read and sign  
the Level II  
Internet Safety  
Pledge

  	
<b>INTERNET SAFETY PLEDGE</b>	
1	I will think before I post.
2	I will respect other people online.
3	I will respect digital media ownership.
4	I won't meet face-to-face with anyone I meet in the digital world unless I have my parent's permission.
5	I will protect myself online.
_____ SCOUT'S SIGNATURE	
DATE	RECHARGE
 <b>Prepared. For Life.®</b> SKU 647782	
 7 30176 34905 3 34060 2018 Printing ©2018 Boy Scouts of America	
<b>cyberCHIP</b> THIS IS TO CERTIFY THAT THE BEARER <input type="text"/> Has read the Internet safety rules at <a href="http://www.scouting.org/cyberchip">www.scouting.org/cyberchip</a> . He knows how to be responsible online and what to do if he discovers unsafe Internet practices. He accepts this responsibility and is hereby granted Cyber Rights. <input type="text"/> UNIT LEADER  <b>BOY SCOUTS OF AMERICA</b>	

Show Us That You've Signed the Card!



# Cyber Chip: Grades 9+



1. Read and sign the Level II Internet Safety Pledge. (BSA Cyber Chip green card)
2. Write and sign a personalized contract with your parent or guardian that outlines rules for using the computer and mobile devices, including what you can download, what you can post, and consequences for inappropriate use.
3. Watch three "Real-Life Story" videos to learn the impact on teens. ([www.netsmartz.org/scouting](http://www.netsmartz.org/scouting))
5. As an individual or patrol, use the EDGE method and the Teen Volunteer Kit to teach Internet safety rules, behavior, and "netiquette" to your troop or another patrol. You are encouraged to use any additional material and information you have researched. Each member of the patrol must have a role and present part of the lesson. ([www.netsmartz.org/scouting](http://www.netsmartz.org/scouting))
6. Discuss with your unit leader the acceptable standards and practices for using allowed electronic devices such as phones and games at your meetings and other Scouting events.
3. Discuss with your parents the benefits and potential dangers teenagers might experience when using social media. Give examples of each.



# Tonight's Meeting



- Requirement 1: Read the Cyber Chip Green Card. Sign off!
- Requirement 2: Review/Discuss potential contracts between Scouts and Parents/Guardians
- Requirement 5/6: Review/Discuss Troop 278 Acceptable Standards for Using Electronic Technology during Scout activities with SM/ASM. Sign Off!
- Requirement 4/5: As a patrol, plan how to use the EDGE method and mini lessons to teach Internet safety rules, behavior, and “netiquette” to your troop or another patrol

Sign Off in Scoutbook!



# Scout Cyber Chip Homework



- Requirement 1: Print, cut out, and sign the Cyber Chip Green Card
- Requirement 2: Write and Sign a personalized contract between Scouts and parents/guardians.
- Requirement 3: Watch videos
  - Grades 6-8: Watch “Friend or Fake,” along with two additional videos
  - Grades 9-12: Watch three “Real-Life Story” videos
- Requirement 4/5: As a patrol, finish your plan for teaching Internet safety rules, behavior, and “netiquette” to your troop or another patrol
  - Develop your presentation. Be creative. Have fun! Everyone participates!
    - < 5 minutes. Skit
  - As a Patrol, Present to the Troop at a future meeting
  - Next Meeting? 13 April??





# Cyberbullying



- Any form of Bullying will not be tolerated in our Troop!
  - Recognize, Respond, Report
  - Follow Youth Protection Policies
    - Including online
    - Buddy System
  - Look out for one another
  - If you see it, stop it, and report it



# The Scout Law and Cybersafety/Cyberbullying



- **Trustworthy.** Be truthful with others online, and be very careful of the information you share. Do the right thing when sharing other people's words or pictures. Make sure you have the owner's permission before using them.
- **Loyal.** Share information about others only if you have their permission to share it. Uphold appropriate agreements you make with friends when you play games with them.
- **Helpful.** Alert others to scams, cheats, and suspicious sites. Point them to reliable and accurate sources of information. Encourage people to report bad behavior online.
- **Friendly.** Reach out to support others who are doing good things, like posting quality creative works. Support those who are bullied.
- **Courteous.** Be polite and respectful. When you use other people's work, be sure to ask permission when necessary, follow fair use standards, and give credit to the people who created and own the work.
- **Kind.** Treat people with respect when you are on social networks, playing games, talking or texting on a cellphone, or in other digital activities.



# The Scout Law and Cybersafety/Cyberbullying



- **Obedient.** When using digital devices, follow the rules set by your parents/guardians, teachers, and Scout leaders. Abide by the rules established by sites, services, devices, and games.
- **Cheerful.** Use games, messaging tools, and social forums to build your relationships with others while having fun.
- **Thrifty.** Be a smart consumer. Know your voice, text, and data plans and use them wisely. Be sure to study digital devices and services you want. Before buying them, make sure you're not overspending on functions and features you won't need. Be careful not to run up charges on apps and sites.
- **Brave.** Stand up for what is right. Do not participate in mocking and bullying others, even if your friends are doing it. Report suspected abuse to a trusted adult, like your parent or leader; call 911 or call the Cyber Tip line at 1-800-843-5678. If the incident involves any part of the Scouting program, call your council Scout executive immediately or email [youth.protection@scouting.org](mailto:youth.protection@scouting.org).
- **Clean.** Use clean language and discuss only appropriate topics when using digital devices to communicate with others.
- **Reverent.** Respect the feelings of other people. Do not use digital devices to spread irreverent ideas.



# Example Cyberchip Contract 1



CYBERCHIP CONTRACT with parent or guardian that outlines rules for using the computer and mobile devices, including what you can download, what you can post, and consequences for inappropriate use.

- I will tell a trusted adult if anything makes me feel uncomfortable on the computer (websites, things others post, things others say to you etc.)
- I will get permission from my parent or guardian before sharing personal information such as my name, address, phone number, school, athletic teams, etc.
- I will not meet face-to-face with anyone from the internet that I don't already know from my life.
- I will always use good netiquette and will not be rude or mean online or post inappropriate content.

What am I allowed to download?

---



---



---

What am I allowed to post?

---



---



---

What are the consequences for inappropriate use?

---



---



---

Other Internet rules

---



---

\_\_\_\_\_  
Scout signature

\_\_\_\_\_  
Parent signature

Doesn't have to be a specific form as long as the Scout and the parents have agreed to its terms.

You can probably find others online.

We don't need to see the contract. Tell us that it is done.



# Example Cyberchip Contract 2



## A parent-teen digital technology contract

Modified for digital usage. Original cell phone agreement By Dale Wisely, Ph.D. (dalewisely@gmail.com)

The text of this contract is licensed under the Creative Commons Attribution-NonCommercial-NoDerivs 3.0 License

*Note: Parents will differ on how they want to handle computer & phone issues. Please edit!*

My parents may allow me to use a digital technology if I agree to rules for using it. I understand that I must abide by these rules or the device will be taken away from me for as long as my parents choose.

The rules include, but are not limited to, the following.

- I must agree to give the device immediately to my parents when they ask for it. I must fully cooperate in showing them the contents of my device, including my passwords, accounts, cell phone contacts, pictures, videos, text messages, email, or anything else stored in the device.
- I will not use technology devices after a time in the evening designated by my parents. For the purpose of this contract that time will be called "bedtime." On school nights that time is \_\_\_\_\_. On non-school nights that time is \_\_\_\_\_. This will be revised from time to time, either earlier or later, depending on my age and how well I respect the rules of this agreement.
- At bedtime, or whenever my parent asks for it, I will turn in my device(s) to one of my parents and get it back the next day. (Alternate language: I understand that if my parents learn I am using my device after the time designated above, they will take it from me for a period of time. After that, for some additional period of time, I will have to hand in my device at every bedtime.)
- I will abide by my school's rules regarding use of cell phones, internet and digital technology.
- When driving, I will not make phone calls, or operate my cell phone or tablet in any manner, including checking for texts, reading texts, or creating text messages. If my phone rings while I am driving, I will not answer it. I will wait and return calls and texts either when I have reached my destination or can pull over safely.
- Any abusive use of this technology will mean I will lose it for a period of time. Abuse includes sending or storing inappropriate content (nudity or partial nudity, drug or alcohol references, harassing or bullying messages, spreading rumors, sending or receiving calls or texts from strangers, etc.)
- House rules [Modify as you desire]:
  - Do not use your phone or other digital device during family meals.
  - When you talk to adults, focus all of your attention on them: do not check text messages or search for videos.
  - Bedrooms and bathrooms are off-limits for technology. Computers and smartphones must be used in our central spaces such as the kitchen or den.

*Note: The following item is sensitive and parents will have to use their judgment about including this item, or how to word it. However, some version of this notice is highly recommended for teenagers.*

- I understand that if I create, send, or receive text messages of any young person, including myself, in which the young person is depicted nude, semi-nude, or engaging in sexual behavior, that I am violating child pornography laws and could be charged with breaking child pornography laws. I understand that this kind of behavior has caused young people to be charged with crimes and to be permanently listed on sex-offender registries.

\_\_\_\_\_  
Signature

\_\_\_\_\_  
Date

\_\_\_\_\_  
Parent/Guardian Signature(s)

\_\_\_\_\_  
Date

Doesn't have to be a specific form as long as the Scout and the parents have agreed to its terms.

You can probably find others online.

We don't need to see the contract. Tell us that it is done.



# What is acceptable use of an electronic device during a meeting?



1. When the meeting is a Virtual Meeting
2. Taking notes, sharing information about Scout activities as long as it doesn't become distracting to others.
3. Showing photographs, videos, files related to rank or merit badge requirements
4. Taking photographs or videos relevant to Scout activities, but used carefully with regards to personal information/etc.
5. Important communications with parents, that really can't wait until the meeting is over
  - If you need to respond to a call or text, please leave the room as to not distract others.
6. Use relevant to a skill, rank requirements, etc. (i.e. First Class requirement 4b)
7. Coordinating patrol/group texts, emails, phone calls, etc for outing and event planning.
8. Photos of outing planning worksheets, whiteboard contents, etc.
9. Accessing Scoutbook



## What is not acceptable use of an electronic device during a meeting?



- A. Any use that distracts you or another Scout or adult from the meeting or from your leadership responsibilities.
  - Examples. Games, social media access, texts, web surfing, etc.
- B. Taking, sharing, or forwarding any photo, video, IM, text, email, etc. that could be embarrassing, derogatory, harassing, etc.
- C. Any use during important times of the meeting (flag ceremonies, meeting opening, meeting closing, presentations/speeches, etc.)
- D. Any access of inappropriate material, language, etc.



# What is acceptable use of an electronic device during an outing?



1. Entertainment while en-route to or from an outing
2. Taking photographs or videos relevant to Scout outings, but used carefully with regards to personal information/etc.
3. Important communications with parents





# What is not acceptable use of an electronic device during an outing?



- A. Any use that distracts you or another Scout or adult from the outing or from your leadership responsibilities. During outings we are to enjoy the activity/outdoors, and should not be entertaining ourselves with electronic devices. Scouts [and adults] in leadership positions should be setting a positive example of when and when not to use their electronic devices.
- B. Taking, sharing, or forwarding any photo, video, IM, text, email, etc. that could be embarrassing.
- C. Any access of inappropriate material, language, etc.



# Scout Cyber Chip Homework



- Requirement 1: Print, cut out, and sign the Cyber Chip Green Card
- Requirement 2: Write and Sign a personalized contract between Scouts and parents/guardians.
- Requirement 3: Watch videos
  - Grades 6-8: Watch “Friend or Fake,” along with two additional videos
  - Grades 9-12: Watch three “Real-Life Story” videos
- Requirement 4/5: As a patrol, finish your plan for teaching Internet safety rules, behavior, and “netiquette” to your troop or another patrol
  - Develop your presentation. Be creative. Have fun! Everyone participates!
    - < 5 minutes. Skit
  - As a Patrol, Present to the Troop at a future meeting
  - Next Meeting? 13 April??