

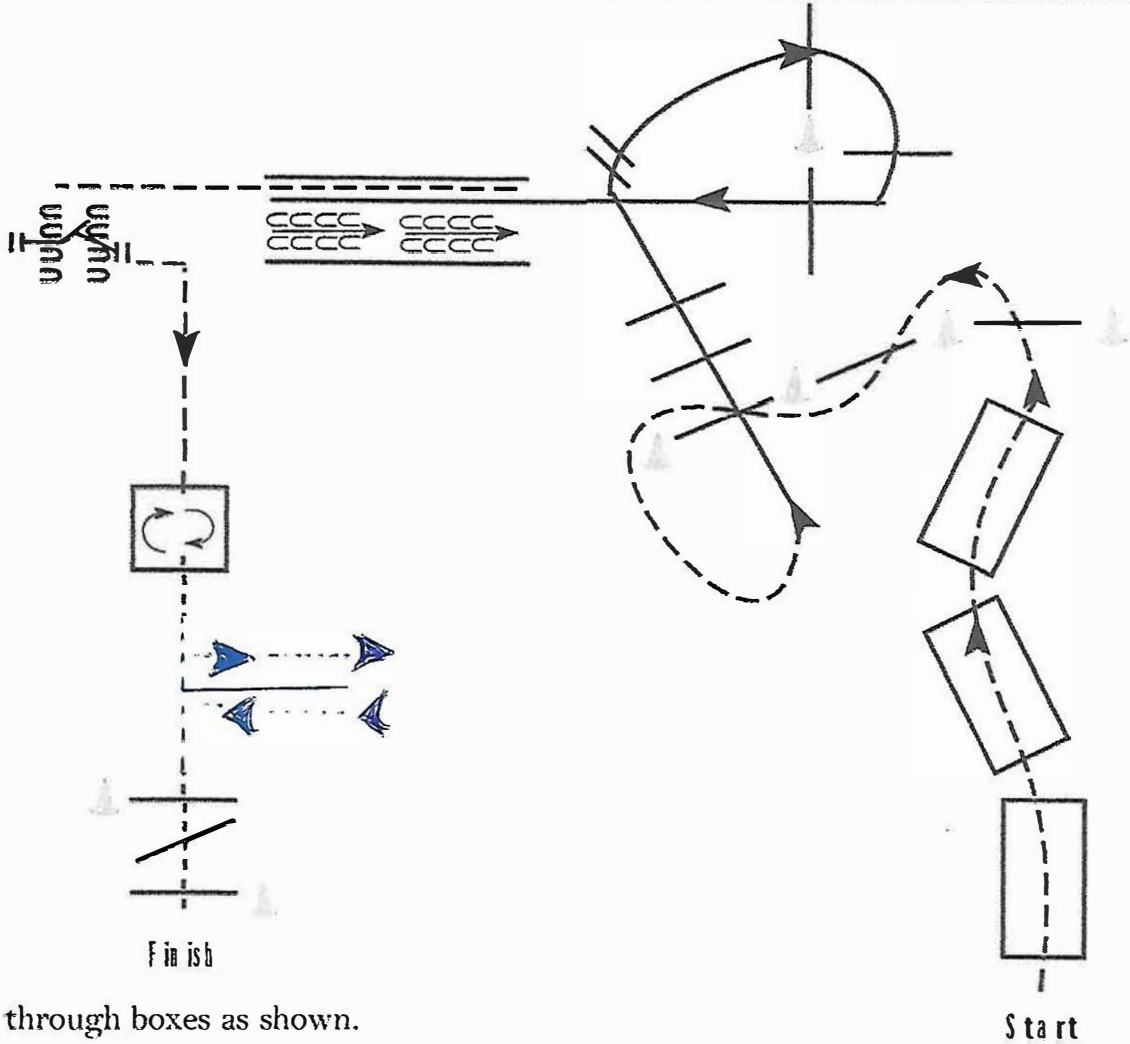
2022 EOQHA SUMMER SIZZLER

NSBA NON-PRO TRAIL

Show Date: July 31 - Aug. 1, 2022

www.HorseShowPatterns.com

www.HorseShowPatterns.com



1. Jog through boxes as shown.
2. Jog serpentine over poles.
3. Lope on the left lead over poles.
4. Change leads and lope on the right lead over poles and into chute.
5. Back the chute.
6. Jog out of chute and to gate. Work gate with left hand.
7. Jog to and into box.
8. Turn 360 degrees to the right and walk out of box
9. Walk to pole, sidepass left then right, walk over poles to finish.

Walk	-----
Jog	- - - - -
Lope	=====
Back	←←←←←
Marker	▲
Sidepass	←- - - - ->

[T/3-45]

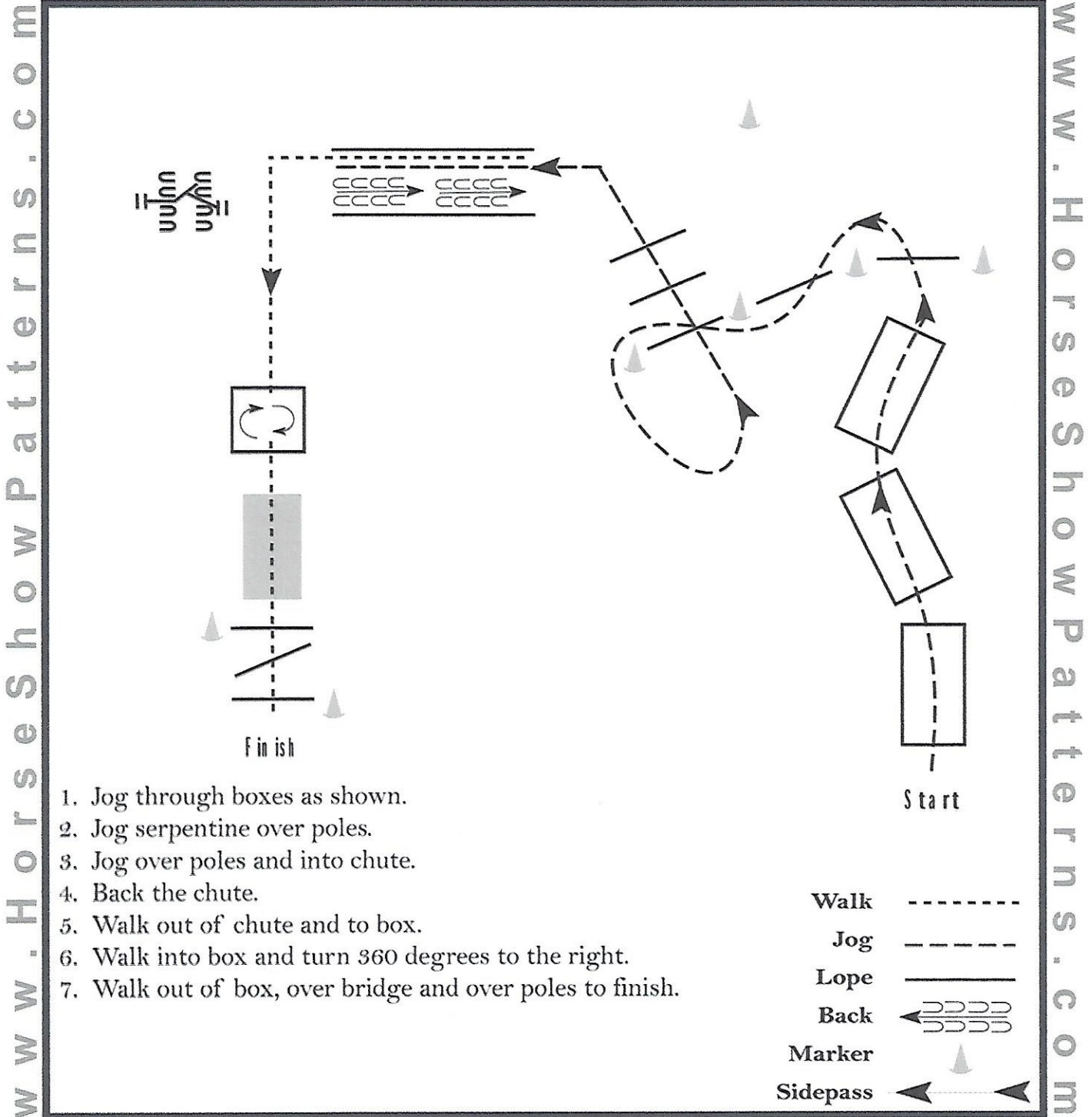
**Pattern Provided by:
Your Judges**

©2022 HorseShowPatterns.com. All Rights Reserved

2020 EOQHA SUMMER SIZZLER

TRAIL CLASS (LEVEL 1 WALK TROT YOUTH & AMATEUR)

Show Date: July 31 - Aug. 1, 2022



1. Jog through boxes as shown.
2. Jog serpentine over poles.
3. Jog over poles and into chute.
4. Back the chute.
5. Walk out of chute and to box.
6. Walk into box and turn 360 degrees to the right.
7. Walk out of box, over bridge and over poles to finish.

Walk	-----
Jog	- - - - -
Lope	—————
Back	←←←←←
Marker	▲
Sidepass	←-----→

[TWT-45]

Pattern Provided by:
Your Judges

©2022 HorseShowPatterns.com. All Rights Reserved.

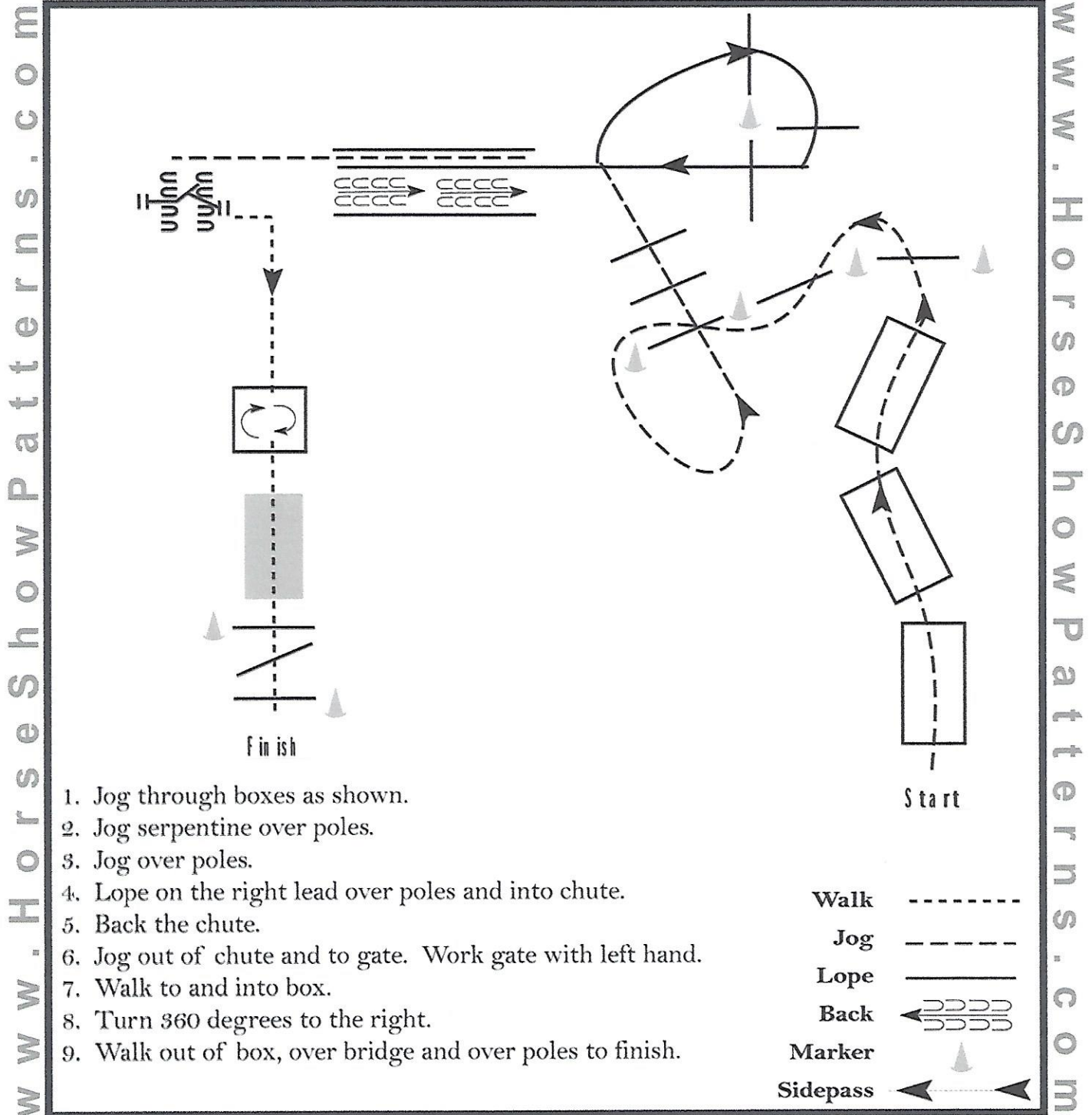
www.HorseShowPatterns.com

www.HorseShowPatterns.com

2022 EOQHA SUMMER SIZZLER

TRAIL CLASS (LEVEL 1 OPEN, YOUTH & AMATEUR)

Show Date: July 31 - Aug. 1, 2022



1. Jog through boxes as shown.
2. Jog serpentine over poles.
3. Jog over poles.
4. Lope on the right lead over poles and into chute.
5. Back the chute.
6. Jog out of chute and to gate. Work gate with left hand.
7. Walk to and into box.
8. Turn 360 degrees to the right.
9. Walk out of box, over bridge and over poles to finish.

Walk	-----
Jog	- . - . - .
Lope	—————
Back	←←←←← —————
Marker	▲
Sidepass	←-----→

[T/2-45]

Pattern Provided by:
Your Judges

©2022 HorseShowPatterns.com. All Rights Reserved.

www.HorseShowPatterns.com

www.HorseShowPatterns.com

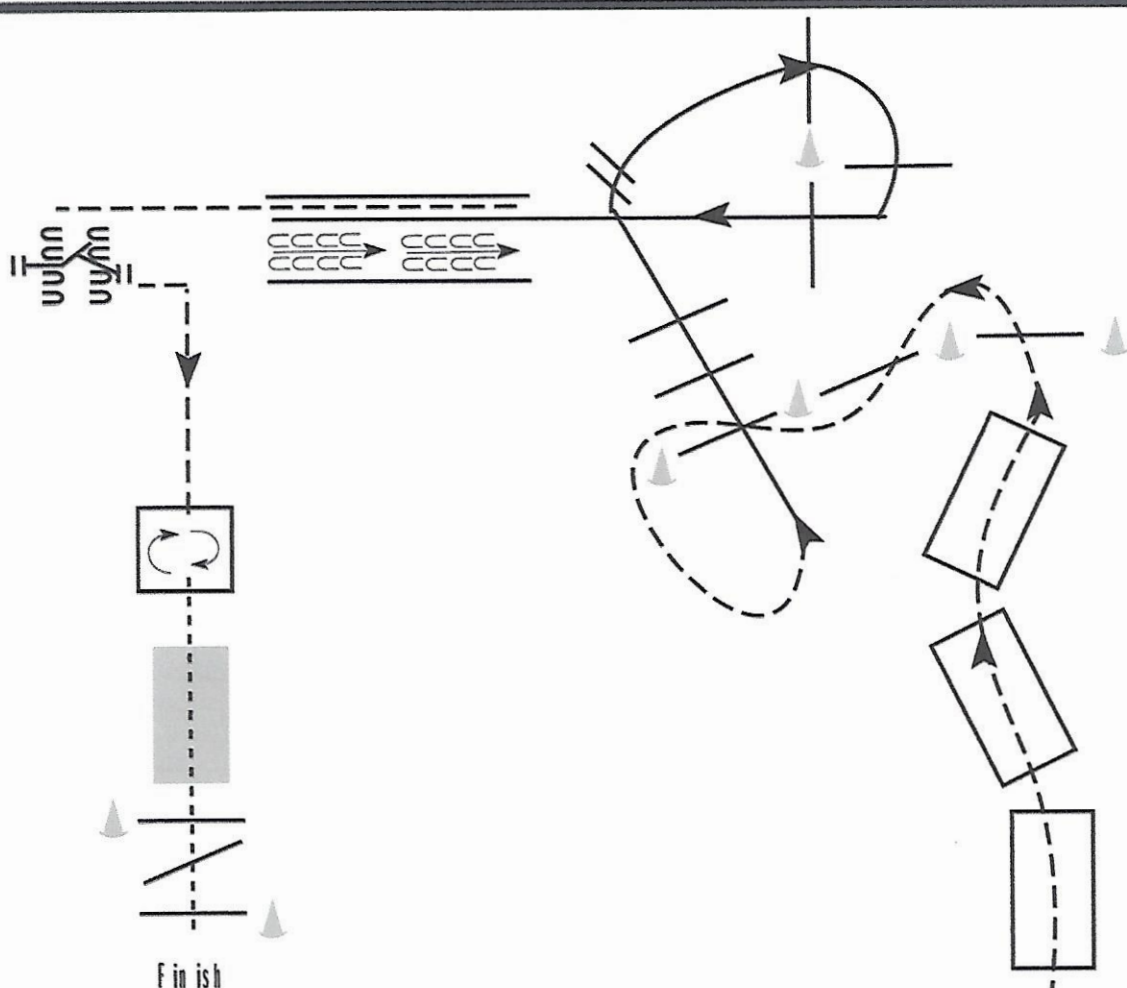
2022 EOQHA SUMMER SIZZLER

TRAIL CLASS (OPEN, AMATEUR, SELECT & YOUTH)

Show Date: July 31 - Aug. 1, 2022

W W W . H O R S E S H O W P A T T E R N S . C O M

W W W . H O R S E S H O W P A T T E R N S . C O M



1. Jog through boxes as shown.
2. Jog serpentine over poles.
3. Lope on the left lead over poles.
4. Change leads and lope on the right lead over poles and into chute.
5. Back the chute.
6. Jog out of chute and to gate. Work gate with left hand.
7. Jog to and into box.
8. Turn 360 degrees to the right.
9. Walk out of box, over bridge and over poles to finish.

Walk	-----
Jog	- - - - -
Lope	=====
Back	←←←←← →→→→→
Marker	▲
Sidepass	←-----→

[T/3-45]

Pattern Provided by:
Your Judges

©2022 HorseShowPatterns.com. All Rights Reserved.

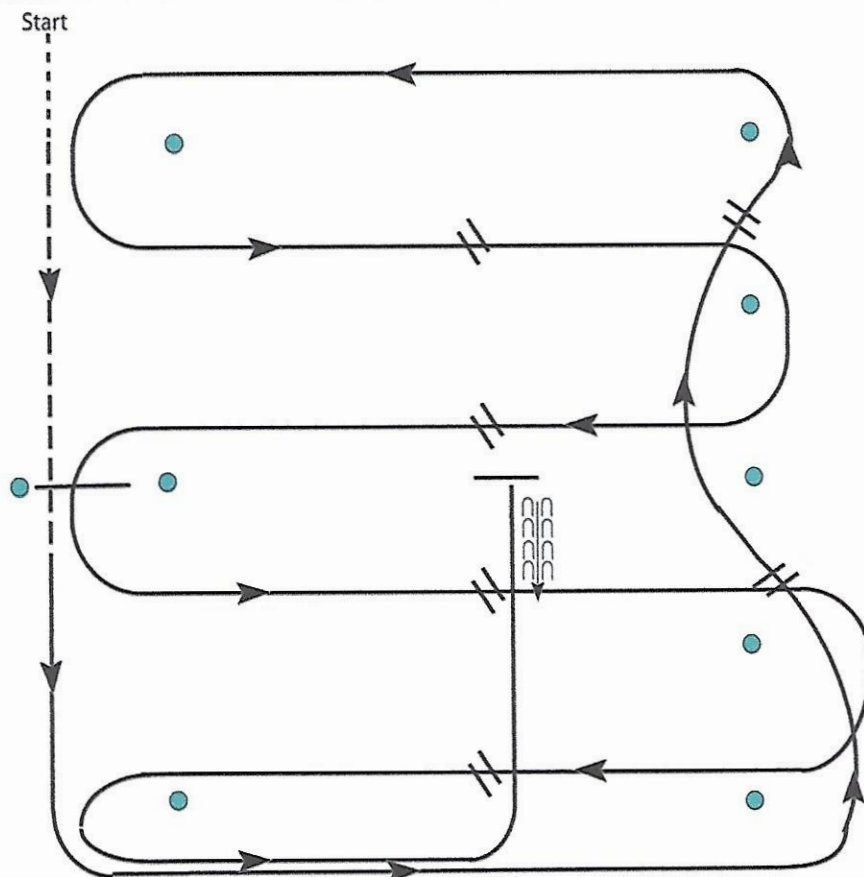
EOQHA Summer Sizzler

Western Riding (Level 1)

Show Date: July 31 - Aug. 1, 2022

www.HorseShowPatterns.com

www.HorseShowPatterns.com



1. Walk at least 15' & jog over log.
2. Transition to left lead and lope around end.
3. First line change.
4. Second line change. Lope around end of arena
5. First crossing change.
6. Second crossing change.
7. Lope over log.
8. Third crossing change.
9. Fourth crossing change.
10. Lope up the center, stop and back.

[WR/GP-1]

Pattern Provided by:

Your Judges

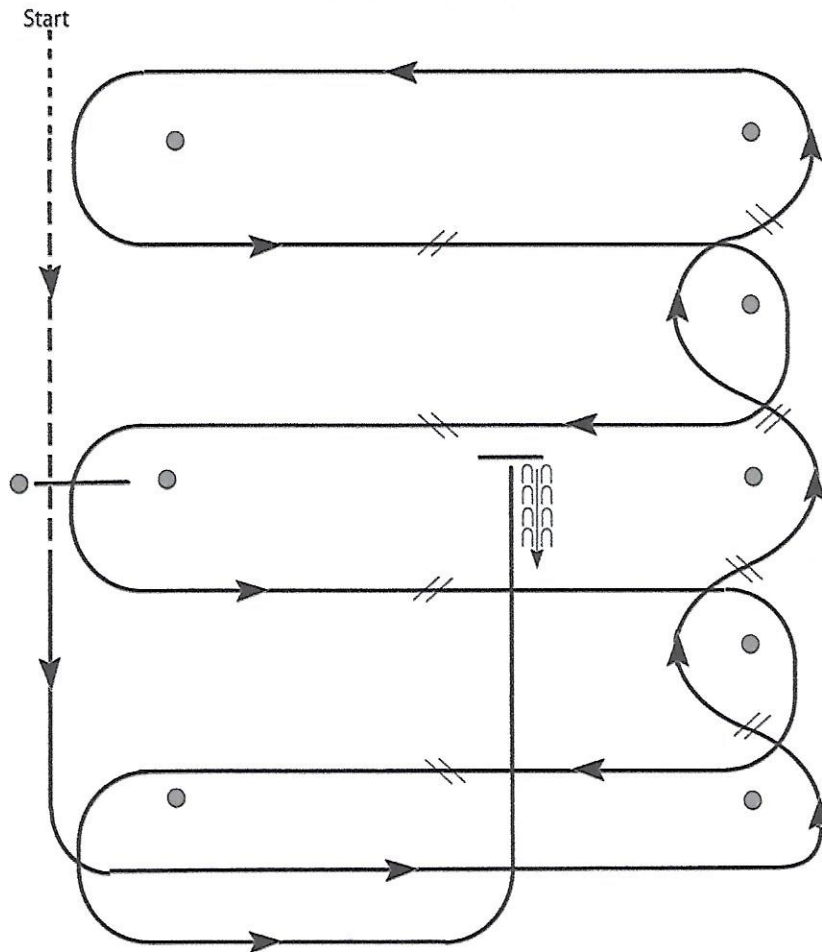
EOQHA Summer Sizzler

Western Riding (All Youth, Amateur and Open)

Show Date: July 31 - Aug. 1, 2022

www.HorseShowPatterns.com

www.HorseShowPatterns.com



1. Walk and jog over log.
2. Transition to lope and lope around end.
3. First line change.
4. Second line change.
5. Third line change.
6. Fourth line change and lope around the end of the arena.
7. First crossing change.
8. Second crossing change.
9. Lope over log.
10. Third crossing change.
11. Fourth crossing change.
12. Lope up the center, stop and back.

[WR/OP-1]

Pattern Provided by:

Your Judges

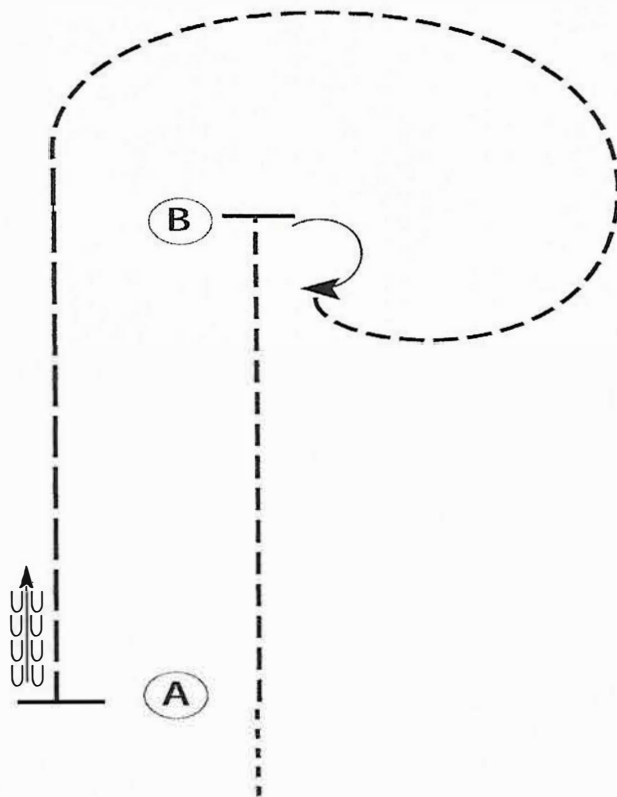
2022 EOQHA SUMMER SIZZLER

Horsemanship/Equitation (W/T 12 & Under)

Show Date: July 31 - Aug. 1, 2022

www.HorseShowPatterns.com

www.HorseShowPatterns.com



Be ready before A.

1. Walk to A.
2. Jog to B.
3. Turn 180 degrees to the right.
4. Jog back around to B.
5. Extend the jog from B to A.
6. Stop at A and back approximately one horse length.

Follow the instructions of your ring steward.

Walk	-----
Jog	- - - - -
Extended Jog	-----
Lope	—————
Leg Yield	
Lead Change	—/—
Back	←←←←←
Marker	⊙ B
Sidepass	←←←←←

[WH/WT-44]

Pattern Provided by:

The Judges

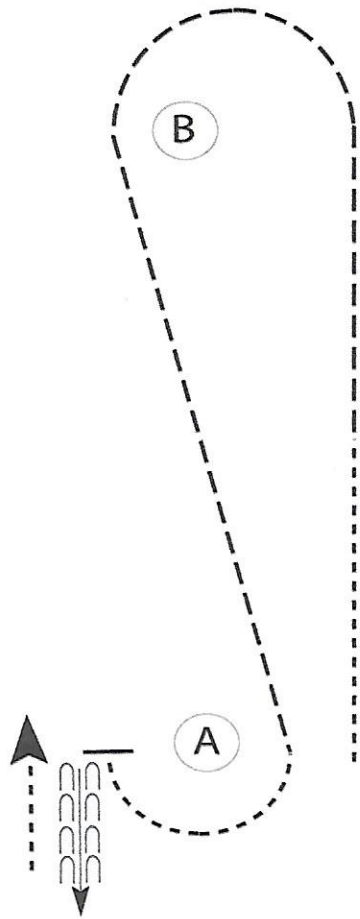
2022 EOQHA SUMMER SIZZLER

WEST. HORSEMANSHIP (LEVEL 1 WALK TROT YOUTH & AMATEUR)

Show Date: July 31 - Aug. 1, 2022

W W W . H O R S E S H O W P A T T E R N S . C O M

W W W . H O R S E S H O W P A T T E R N S . C O M



Be ready at A.

1. Walk halfway to B.
2. Jog to and around B.
3. Continue to jog diagonally back to A.
4. Walk around A.
5. Stop and back approximately two horse lengths.
6. Walk straight away.

Follow the instructions of your ring steward.

Walk	-----
Jog	- - - - -
Extended Jog	- - - - -
Lope	-----
Lead Change	
Back	
Marker	(B)

[WH/WT-86]

Pattern Provided by:
Your Judges

©2022 HorseShowPatterns.com. All Rights Reserved

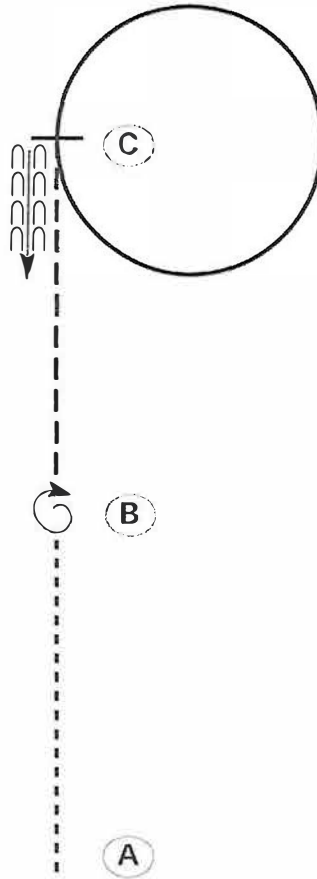
EOQHA Summer Sizzler

Level 1 Horsemanship (Youth and Amateur)

Show Date: July 31 - Aug. 1, 2022

W W W . H O R S E S H O W P A T T E R N S . C O M

W W W . H O R S E S H O W P A T T E R N S . C O M



Be ready at A.

1. Walk from A to B.
2. Stop at B and perform a 360 degree turn to the right.
3. Jog to C.
4. Even with C, lope a circle to the right on the right lead.
5. Stop at C and back one horse length.

Follow the instructions of your ring steward.

Walk	-----
Jog	-----
Extended Jog	-----
Lope	—————
Leg Yield	
Lead Change	—/—
Back	← 〰 〰 〰
Marker	⊙ B
Sidepass	←-----→

[WH/1-47]

Pattern Provided by:

Your Judges

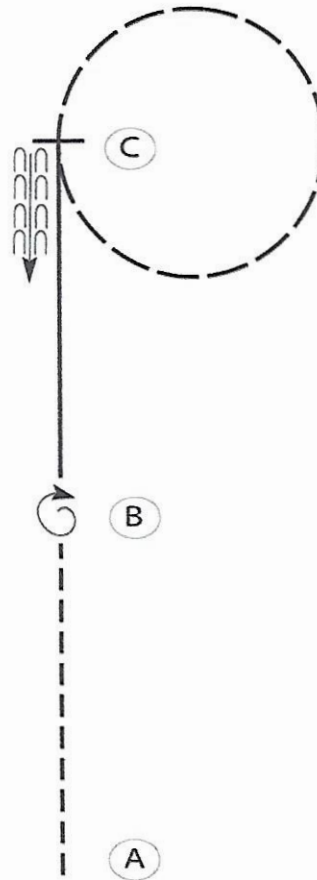
EOQHA Summer Sizzler

Horsemanship (Youth, Amateur and Select)

Show Date: July 31 - Aug. 1, 2022

W W W . H O R S E S H O W P A T T E R N S . C O M

W W W . H O R S E S H O W P A T T E R N S . C O M



Be ready at A.

1. Jog from A to B.
2. Stop at B and perform a 360 degree turn to the right.
3. Lope on the right lead to C.
4. Even with C, break to an extended jog and circle to the right.
5. Stop at C and back one horse length

Retire to the rail or line up at a jog.

Walk	-----
Jog	- - - - -
Extended Jog	-----
Lope	—————
Leg Yield	
Lead Change	↗ ↘
Back	←←←←← ←←←←←
Marker	(B)
Sidepass	←-----←

[WH/2-20]

Pattern Provided by:

Your Judges

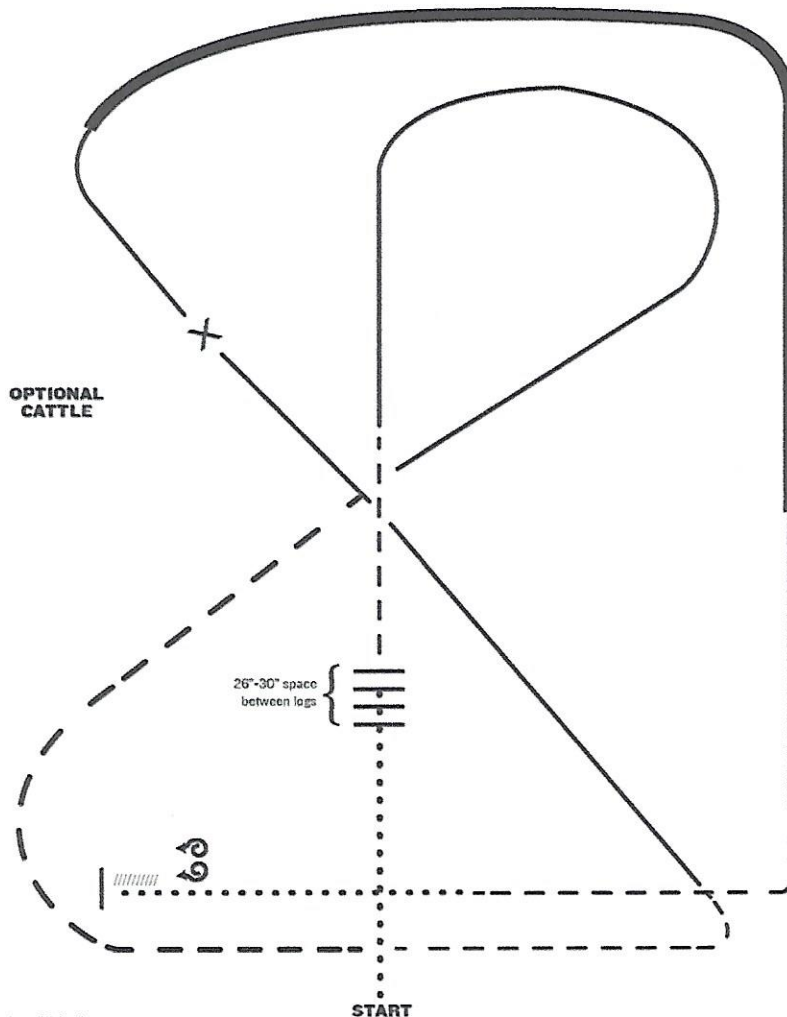
2022 EOQHA SUMMER SIZZLER

RANCH RIDING (ALL CLASSES)

Show Date: July 31 - Aug. 1, 2022

www.HorseShowPatterns.com

www.HorseShowPatterns.com



1. Walk
2. Walk over logs
3. Trot
4. Lope right lead
5. Extended trot
6. Trot
7. Lope left lead
8. Change leads (simple or flying)
9. Right lead, extended lope
10. Collect Lope
11. Trot
12. Walk
13. Stop and back
14. 360 degree turn each direction (either direction 1st) (L-R or R-L)

Note: The drawn description of this pattern is only intended for the general depiction of the pattern. Exhibitors should utilize the arena space to best exhibit their horses.

[RR/AQHA-5]

Pattern Provided by:
Your Judges

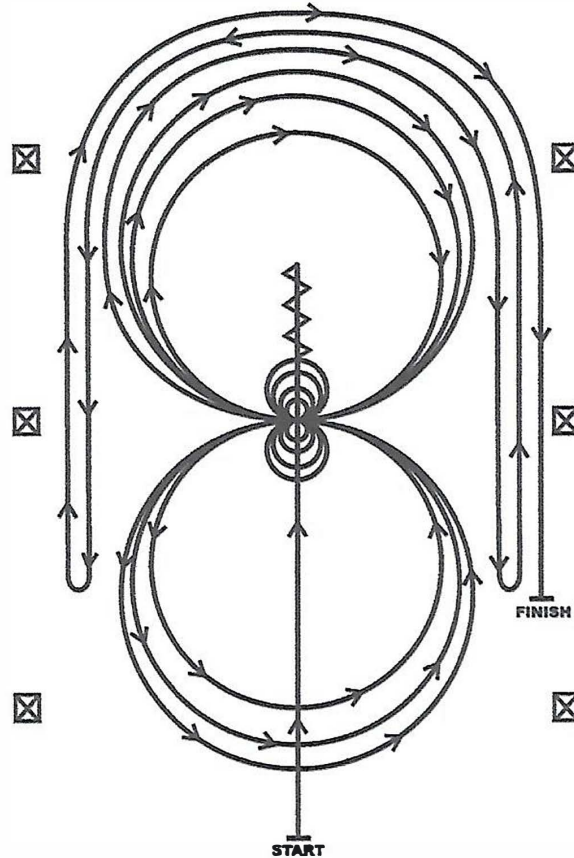
©2022 HorseShowPatterns.com. All Rights Reserved.

EOQHA Summer Sizzler

Reining (All Ages)

Show Date: July 31 - Aug. 1, 2022

REINING PATTERN 10



1. Run past the center marker and do a sliding stop. Back up to the center of the arena or at least ten feet (three meters). Hesitate.
2. Complete four spins to the right. Hesitate.
3. Complete four and one-quarter spins to the left so that the horse is facing the left wall or fence. Hesitate.
4. Beginning on the right lead, complete three circles to the right: the first two circles large and fast, the third circle small and slow. Change leads at the center of the arena.
5. Complete three circles to the left: the first circle small and slow, the next two circles large and fast. Change leads at the center of the arena.
6. Begin a large circle to the right but do not close this circle. Run down the right side of the arena past the center marker and do a left rollback at least twenty feet (six meters) from the wall or fence—no hesitation.
7. Continue back around the previous circle but do not close this circle. Run down the left side of the arena past the center and do a right rollback at least twenty feet (six meters) from the wall or fence—no hesitation.
8. Continue back around previous circle but do not close this circle. Run down the right side of the arena past the center marker and do a sliding stop at least twenty feet (six meters) from the wall or fence. Hesitate to demonstrate completion of the pattern.

[R/AQHAP-10]

Pattern Provided by:

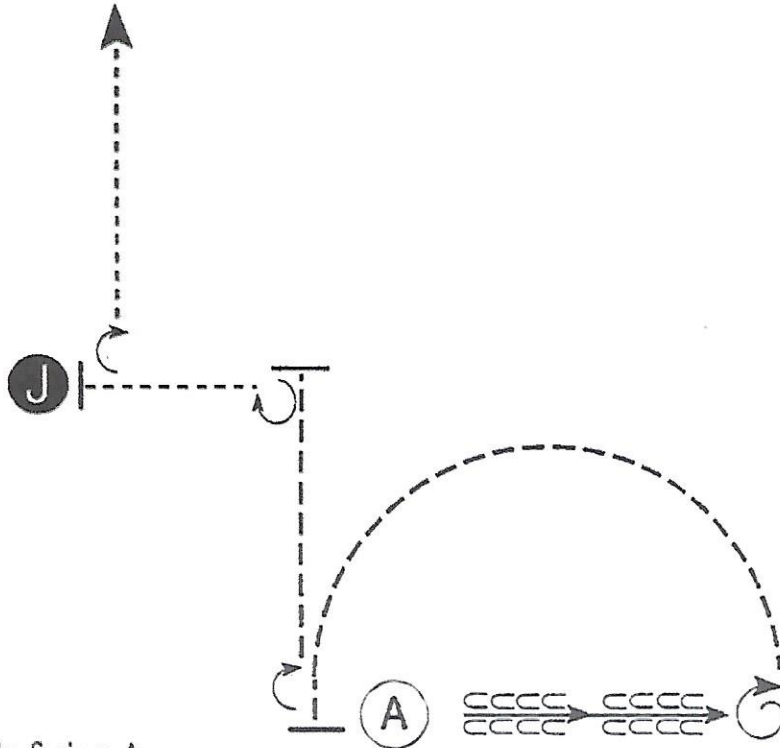
Your Judges

2022 EOQHA SUMMER SIZZLER SHOWMANSHIP CHALLENGE

Show Date: July 31 - Aug. 1, 2022

w w w . H o r s e S h o w P a t t e r n s . c o m

w w w . H o r s e S h o w P a t t e r n s . c o m



Be ready facing A.

1. When acknowledged, back approximately 2 horse lengths.
2. Perform a 450 degree turn (1 1/4).
3. Trot a half circle back to A.
4. Stop and perform a 180 degree turn.
5. Trot until your horse's hip is even with Judge.
6. Stop and perform a 270 degree turn.
7. Walk to judge. Stop and set up for inspection.
8. When dismissed, perform a 90 degree turn.
9. Walk straight away from judge.

Walk	-----
Trot	-----
Back	← C C C C C C C C
Marker	Ⓟ
Judge	Ⓝ

Follow the instructions of your ring steward.

[S/3-67]

Pattern Provided by:

Your Judges

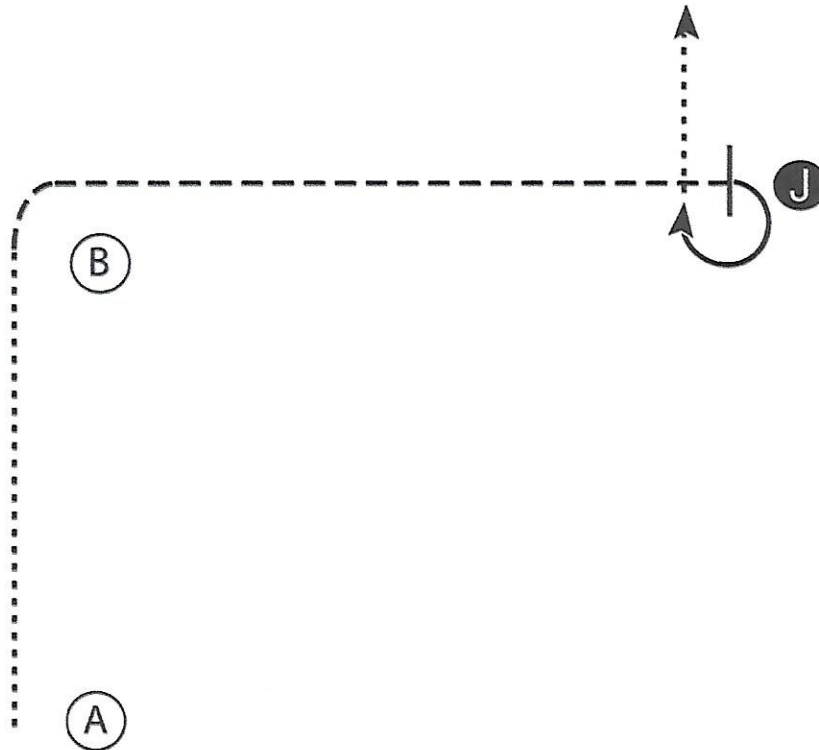
2022 EOQHA SUMMER SIZZLER

SHOWMANSHIP (SMALL FRY)

Show Date: July 31 - Aug. 1, 2022

W W W . H O R S E S H O W P A T T E R N S . C O M

W W W . H O R S E S H O W P A T T E R N S . C O M



1. Walk from A to B.
2. Trot from B to the Judge.
3. Stop and set up for inspection.
4. When dismissed perform a 270 degree turn and walk straight away from the Judge.

Walk
Trot - - - - -
Back ← ← ← ← ←
Marker (B)
Judge (J)

[SWT-2]

Pattern Provided by:
Your Judges

©2022 HorseShowPatterns.com. All Rights Reserved.

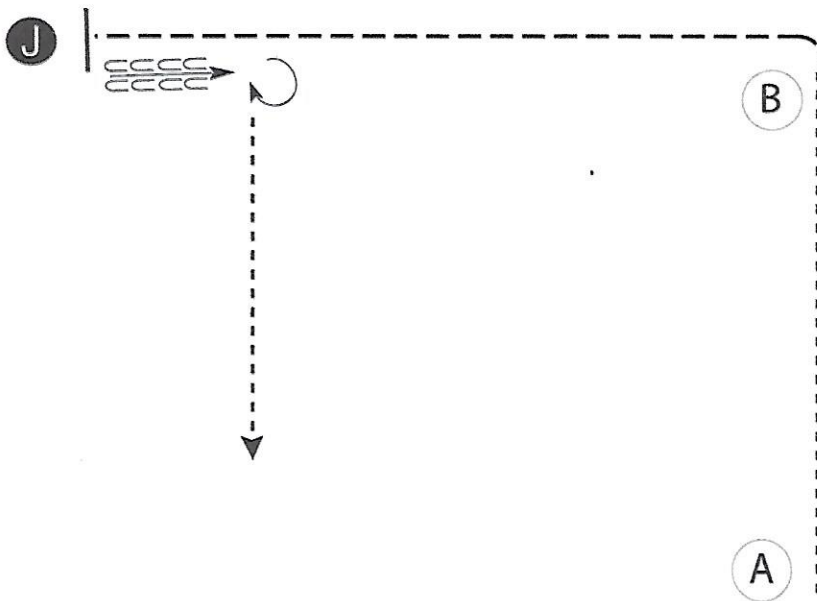
EOQHA Summer Sizzler

Level 1 Showmanship (Youth and Amateur)

Show Date: July 31 - Aug. 1, 2022

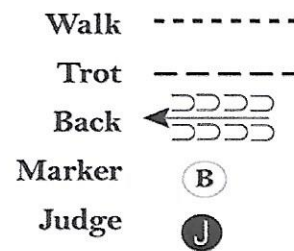
www.HorseShowPatterns.com

www.HorseShowPatterns.com



Be ready at A.

1. Walk to B.
2. Trot around B and to judge.
3. Stop and set up for inspection.
4. When dismissed, back one horse length.
5. Turn 270 degrees and walk straight off.



[S/1-23]

Pattern Provided by:

Your Judges

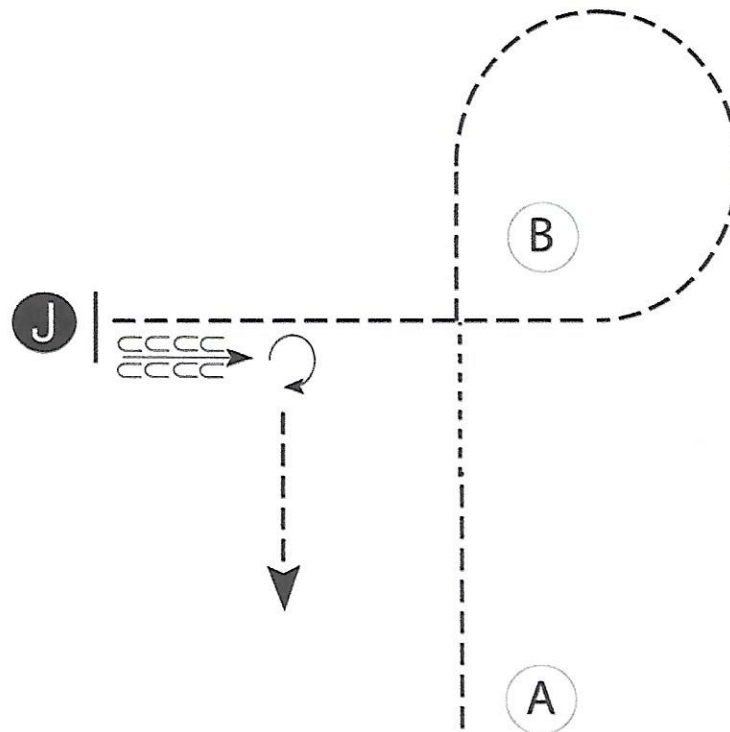
EOQHA Summer Sizzler

Showmanship (Youth, Amateur and Select)

Show Date: July 31 - Aug. 1, 2022

w w w . H o r s e S h o w P a t t e r n s . c o m

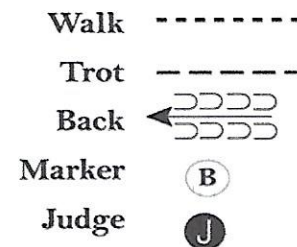
w w w . H o r s e S h o w P a t t e r n s . c o m



Be ready at A.

1. Trot halfway to B.
2. Walk two horse lengths.
3. Trot to and around B as shown.
4. Trot to the judge. Stop and set up for inspection.
5. When dismissed, back approximately 2 horse lengths.
6. Perform a 270 degree turn and trot straight away.

Follow the instructions of your ring steward.



[S/1-78]

Pattern Provided by:

Your Judges

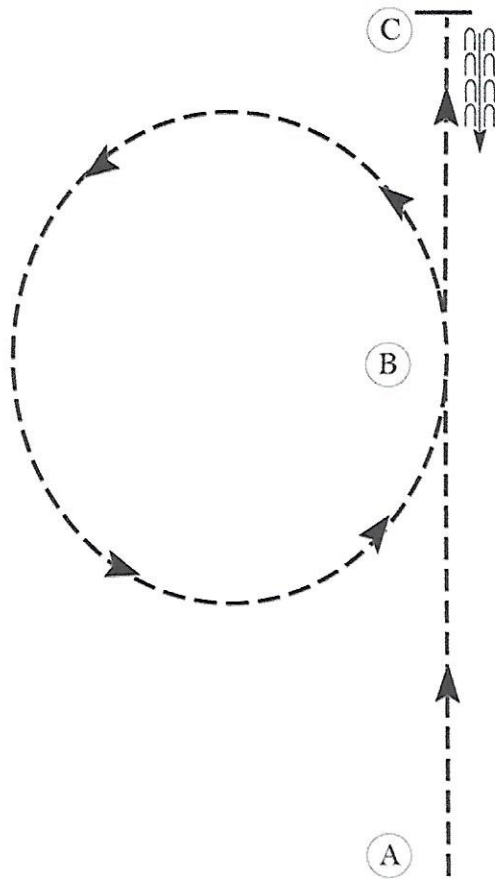
2022 EOQHA SUMMER SIZZLER

EQUITATION (LEVEL 1 WALK TROT YOUTH & AMATEUR)

Show Date: July 31 - Aug. 1, 2022

www.HorseShowPatterns.com

www.HorseShowPatterns.com



1. Posting trot on the left diagonal from A to B.
2. At B posting trot a circle to the left on the right diagonal.
3. Sitting trot to C.
4. Stop at C and back approximately one horse length.

Exit at a sitting trot.

Walk	-----
Trot	- - - - -
Extended Trot	=====
Canter	—————
Leg Yield	
Lead Change	↙ ↘
Back	← 3 3 3 3
Marker	Ⓚ
Sidepass	← - - - - - →
Hand Gallop	—————

[HSE/WT-21]

Pattern Provided by:
Your Judges

©2022 HorseShowPatterns.com. All Rights Reserved.

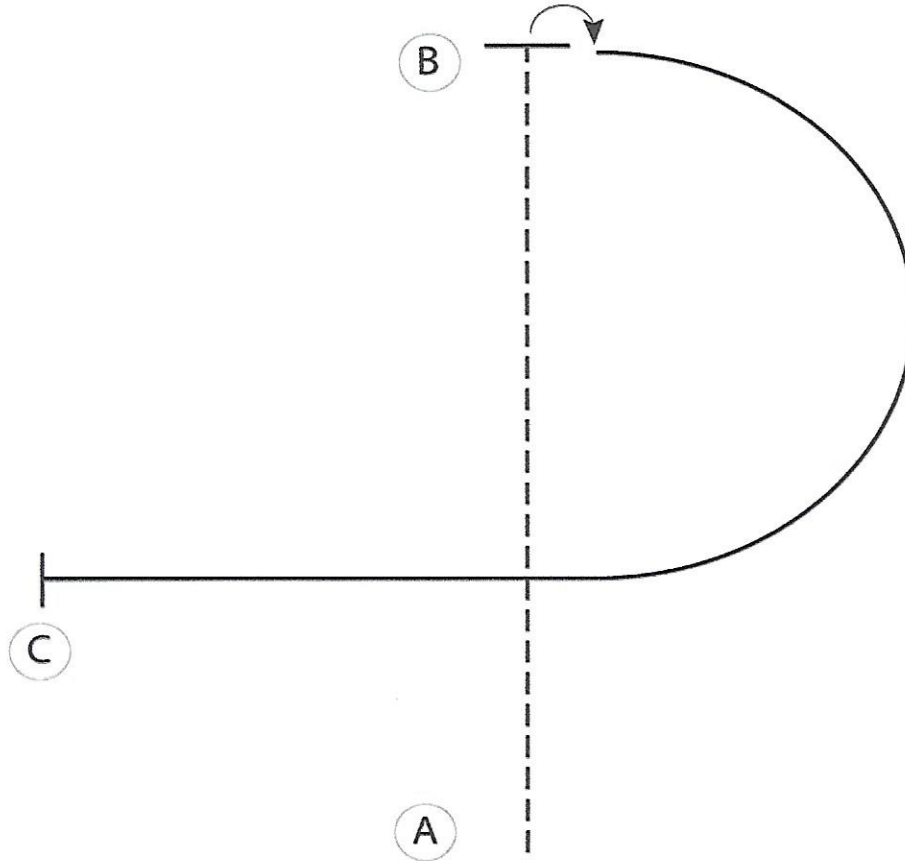
EOQHA Summer Sizzler

Level 1 Equitation (Youth and Amateur)

Show Date: July 31 - Aug. 1, 2022

www.HorseShowPatterns.com

www.HorseShowPatterns.com



1. Posting trot on the left diagonal from A to B
2. At B stop and perform a 90 degree turn on the forehand to the right
3. Canter on the right lead from B to C
4. At C stop

Walk	-----
Trot	- - - - -
Extended Trot	-----
Canter	-----
Leg Yield	
Lead Change	↘
Back	←←←←←
Marker	ⓑ
Sidepass	←←←←←
Hand Gallop	-----

[HSE/1-28]

Pattern Provided by:

Your Judges

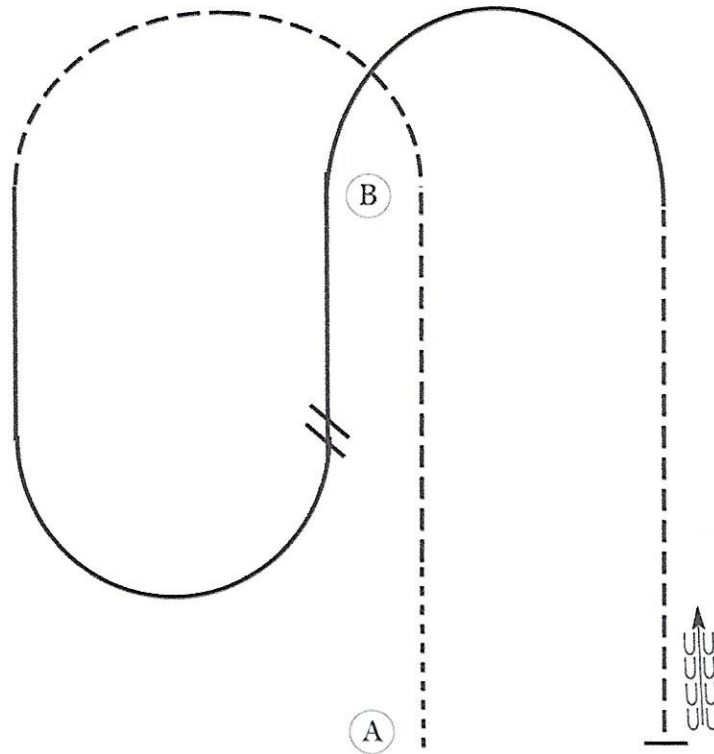
EOQHA Summer Sizzler

Equitation (Youth, Amateur and Select)

Show Date: July 31 - Aug. 1, 2022

www.HorseShowPatterns.com

www.HorseShowPatterns.com



Be ready at A.

1. Walk two horse lengths from A.
2. Sitting trot to B.
3. Posting trot a half circle on the right diagonal until even with B.
4. Canter a straight line and then a half circle on the left lead until halfway between A and B.
5. Perform a simple lead change.
6. Canter on the right lead to B and then in a half circle until even with B.
7. Posting trot on the left diagonal until even with A.
8. Stop and back approximately one horse length.

Follow the instructions of your ring steward.

Walk	-----
Trot	- - - - -
Extended Trot	-----
Canter	-----
Leg Yield	
Lead Change	↙ ↘
Back	← ← ← ← ←
Marker	⊙ B
Sidepass	← ← ← ← ←
Hand Gallop	-----

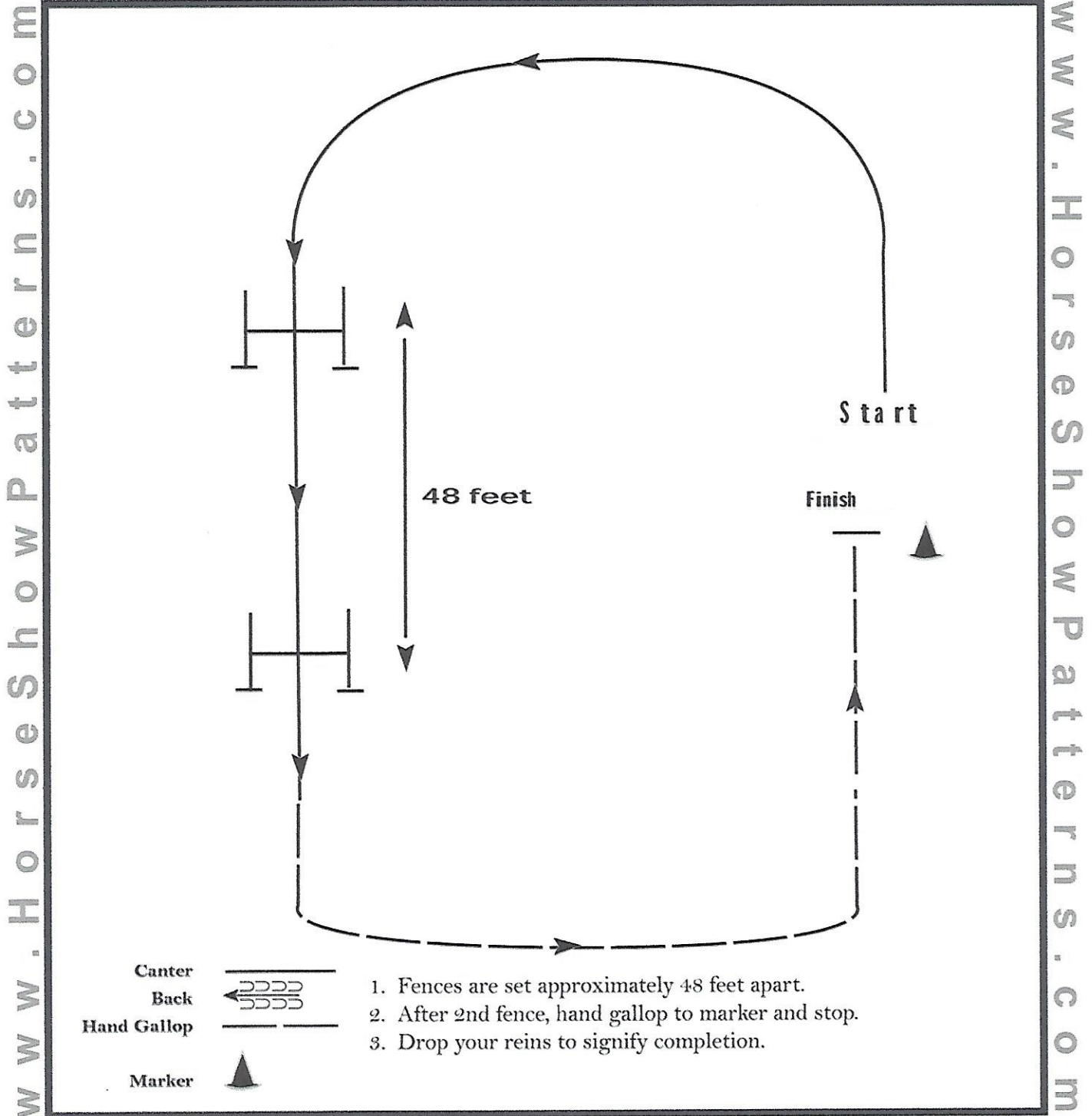
[HSE/1-58]

Pattern Provided by:
Your Judges

EOQHA Summer Sizzler

Hunter Hack (All Classes)

Show Date: July 31 - Aug. 1, 2022



[HH/48-3]

Pattern Provided by:

Your Judges