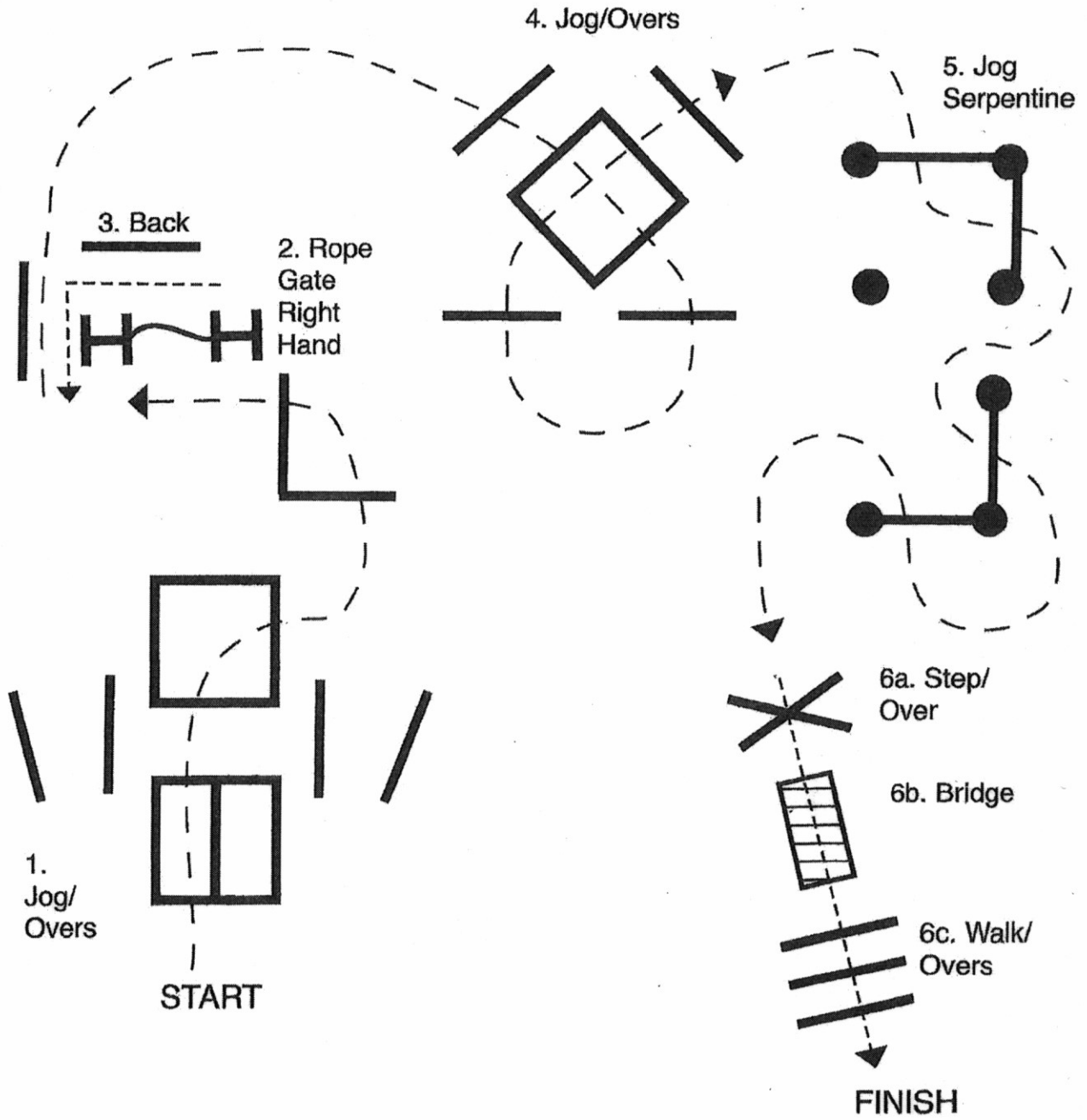


2024 EOQHA Summer Sizzler

Youth Walk/Jog Trail
Amateur Walk/Jog Trail

Show Date: AUGUST 1 & 2, 2024

Charlene Carter, Lindsay Geiger and Jamieson Gross



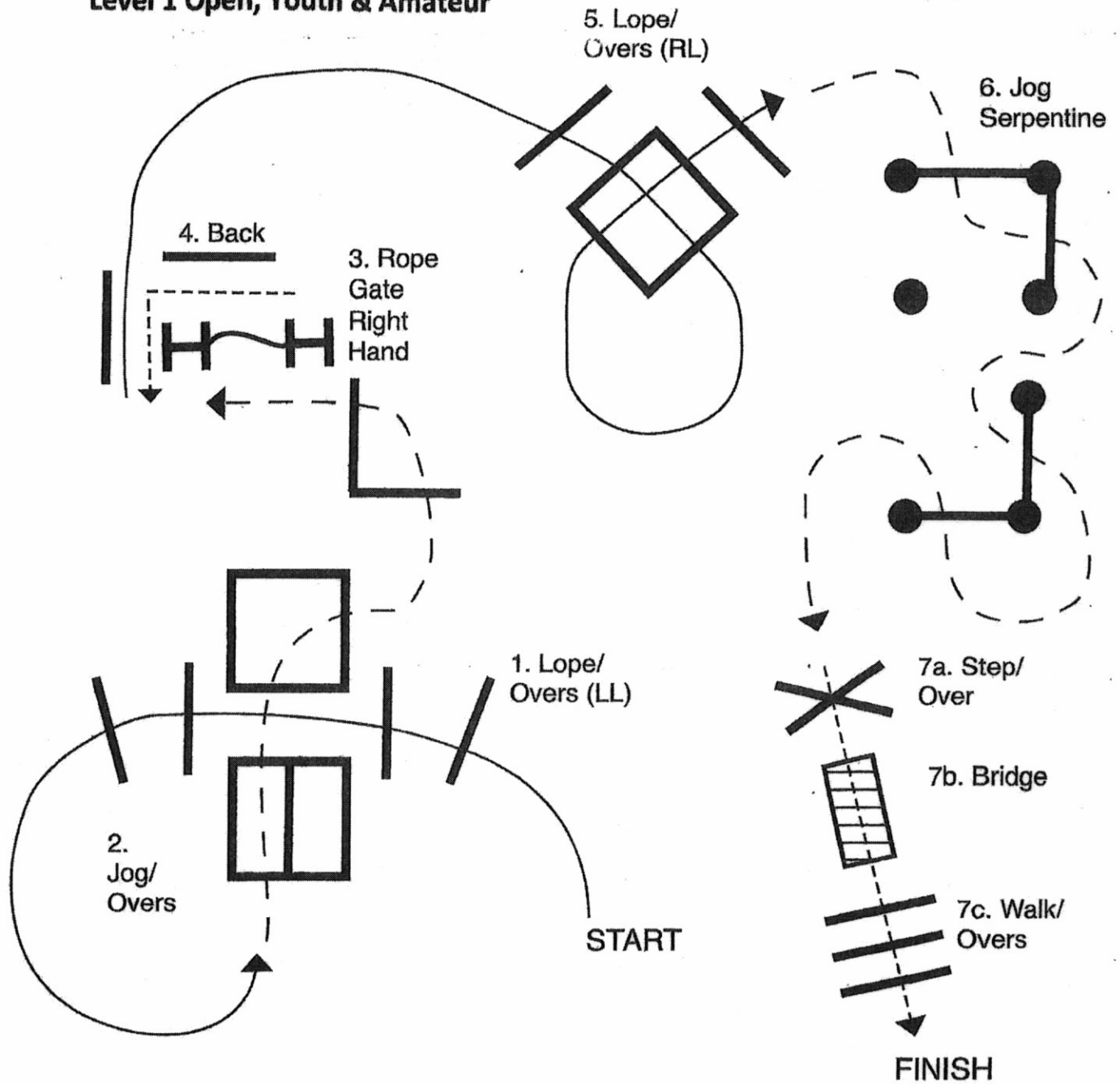
2024 EOQHA Summer Sizzler

Charlene Carter, Lindsay Geiger and Jamieson Gross

Rookie Open, Youth & Amateur

Show Date: AUGUST 1 & 2, 2024

Level 1 Open, Youth & Amateur

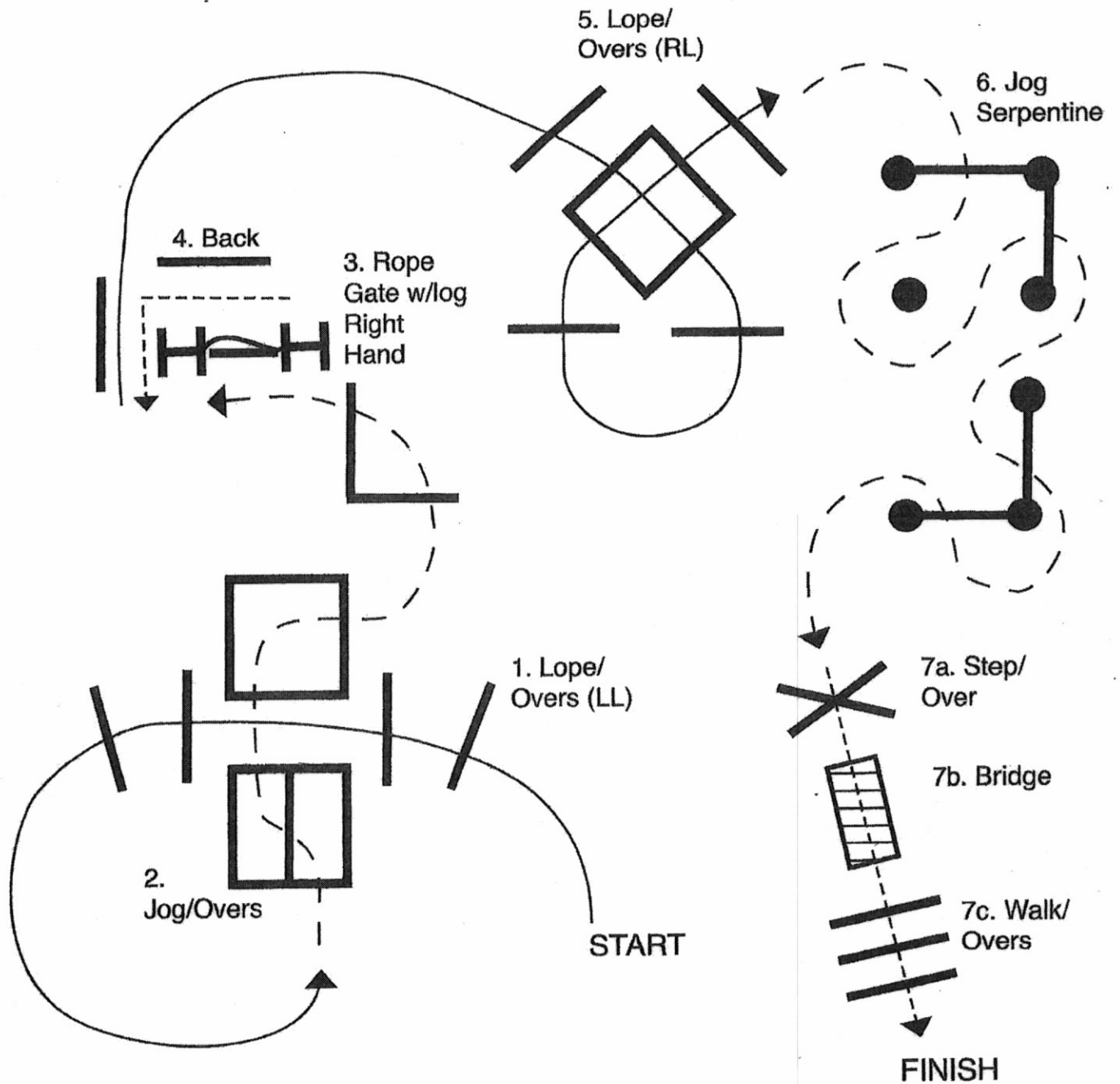


2024 EOQHA Summer Sizzler

Trail
Amateur Trail
Select Trail
Youth Trail

Charlene Carter, Lindsay Geiger and Jamieson Gross

Show Date: AUGUST 1 & 2, 2024



2024 EOQHA Summer Sizzler

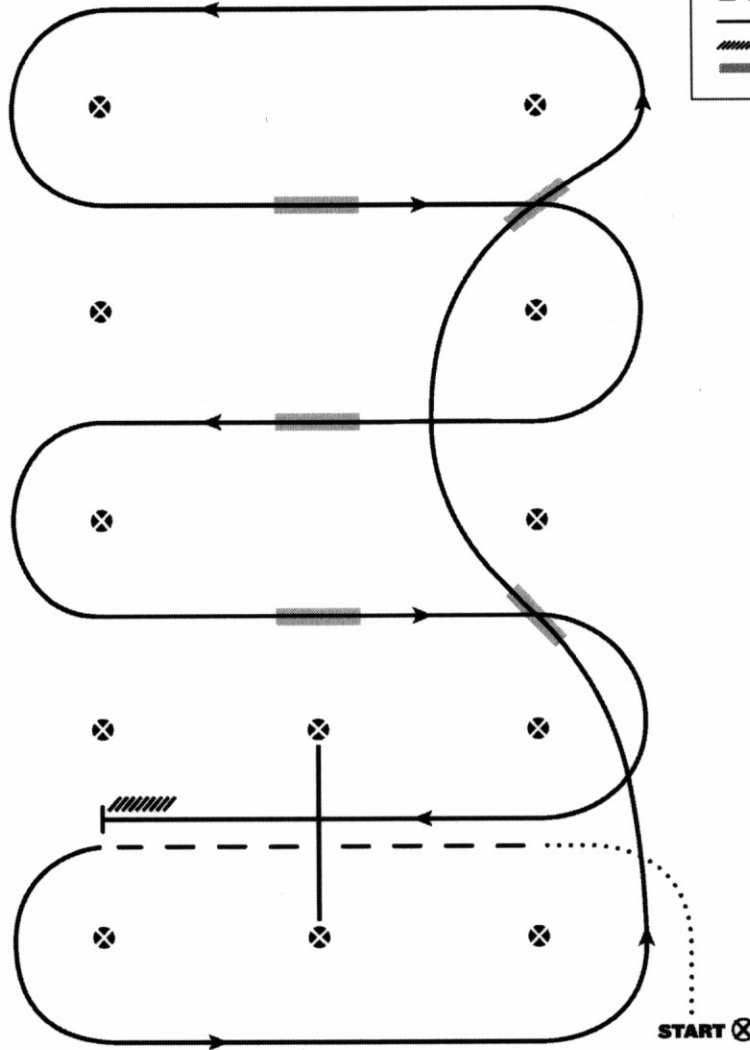
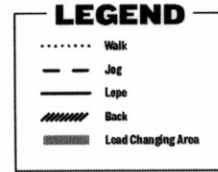
WESTERN RIDING (Level 1 Open)

Show Date: AUGUST 1 & 2, 2024

www.HorseShowPatterns.com

www.HorseShowPatterns.com

LEVEL I WESTERN RIDING PATTERN 9



1. Walk at least 15 feet from start cone to the first marker, as drawn, transition to jog, jog over log.
2. Transition to the lope left lead & lope around end
3. First line change
4. Second line change, lope around the end of arena
5. First crossing change
6. Second crossing change
7. Third crossing change
8. Lope over log
9. Lope, stop & back

Revised 06-07-2021

[WR/GP-9]

Pattern Provided by:
Charlene Carter, Lindsay Geiger and Jamieson Gross

2024 EOQHA Summer Sizzler

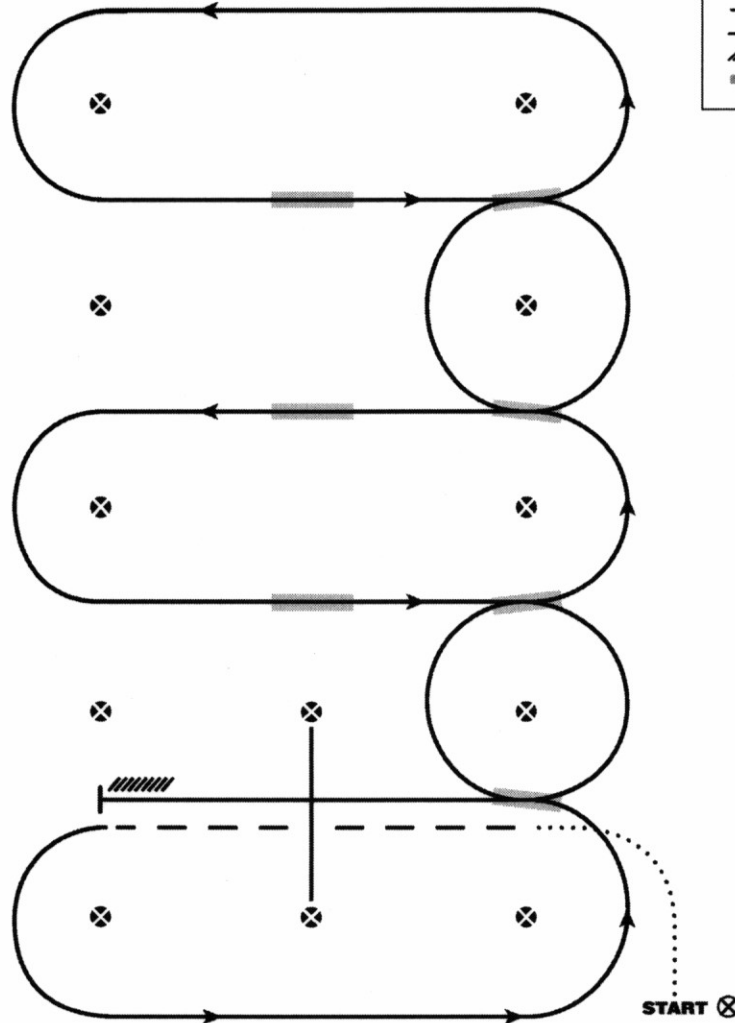
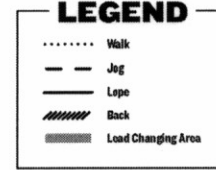
WESTERN RIDING (Open, Amateur & Youth)

Show Date: AUGUST 1 & 2, 2024

www.HorseShowPatterns.com

www.HorseShowPatterns.com

WESTERN RIDING - PATTERN 9



1. Walk at least 15 feet from start cone to the first marker, as drawn, transition to jog, jog over log.
2. Transition to the lope left lead
3. First line change
4. Second line change
5. Third line change
6. Fourth line change
7. First crossing change
8. Second crossing change
9. Third crossing change
10. Lope over log
11. Lope, stop & back

Revised 06-07-2021

[WR/OP-9]

Pattern Provided by:
Charlene Carter, Lindsay Geiger and Jamieson Gross

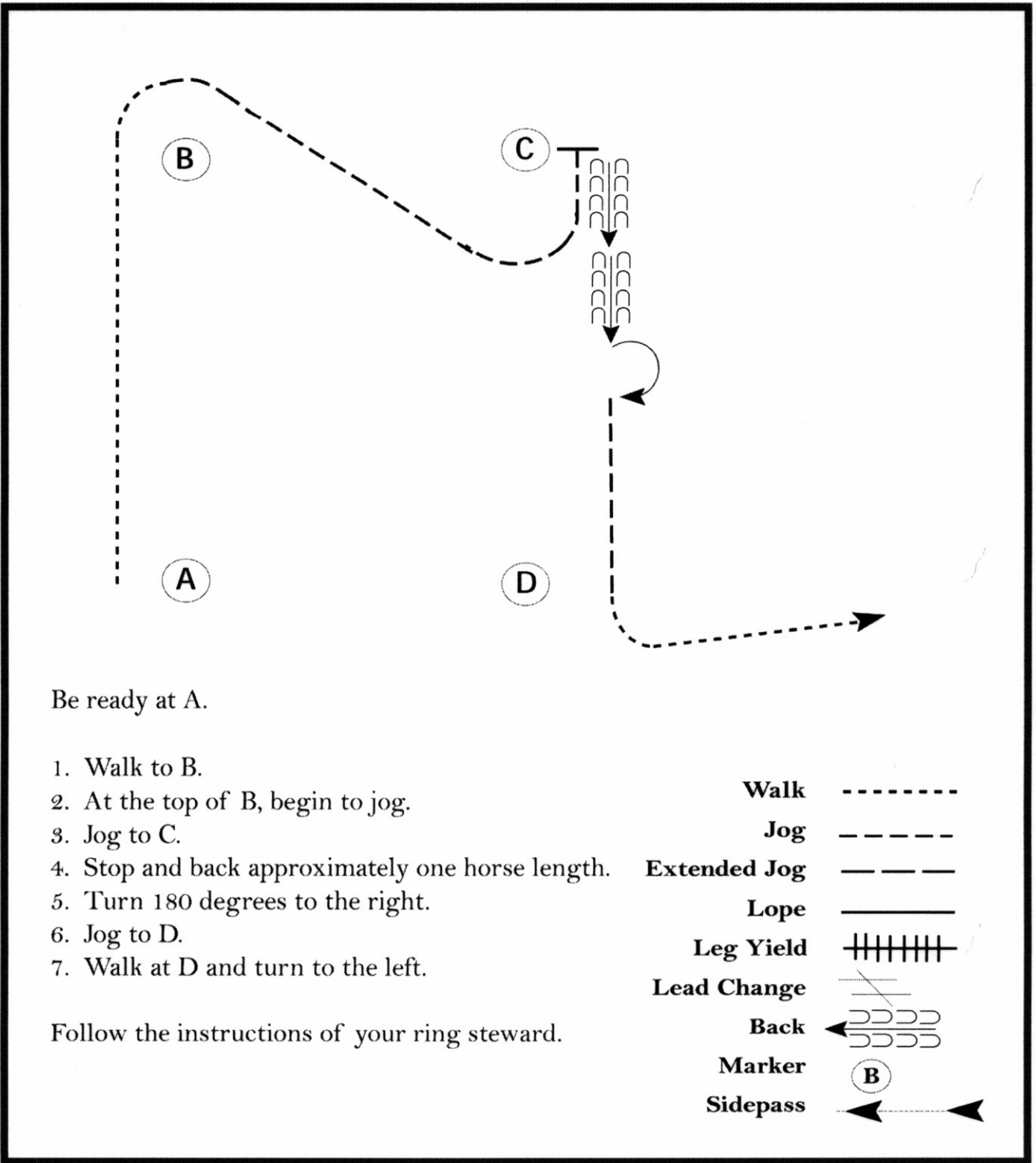
2024 EOQHA Summer Sizzler

WEST. HORSEMANSHIP (LEVEL 1 Youth & Amateur Walk Trot)

Show Date: AUGUST 1 & 2, 2024

www.HorseShowPatterns.com

www.HorseShowPatterns.com



Be ready at A.

1. Walk to B.
2. At the top of B, begin to jog.
3. Jog to C.
4. Stop and back approximately one horse length.
5. Turn 180 degrees to the right.
6. Jog to D.
7. Walk at D and turn to the left.

Follow the instructions of your ring steward.

Walk	-----
Jog	- - - - -
Extended Jog	— — — —
Lope	—————
Leg Yield	
Lead Change	— / —
Back	←←←
Marker	(B)
Sidepass	←←←

[WH/WT-52]

Pattern Provided by:
Charlene Carter, Lindsay Geiger and Jamieson Gross

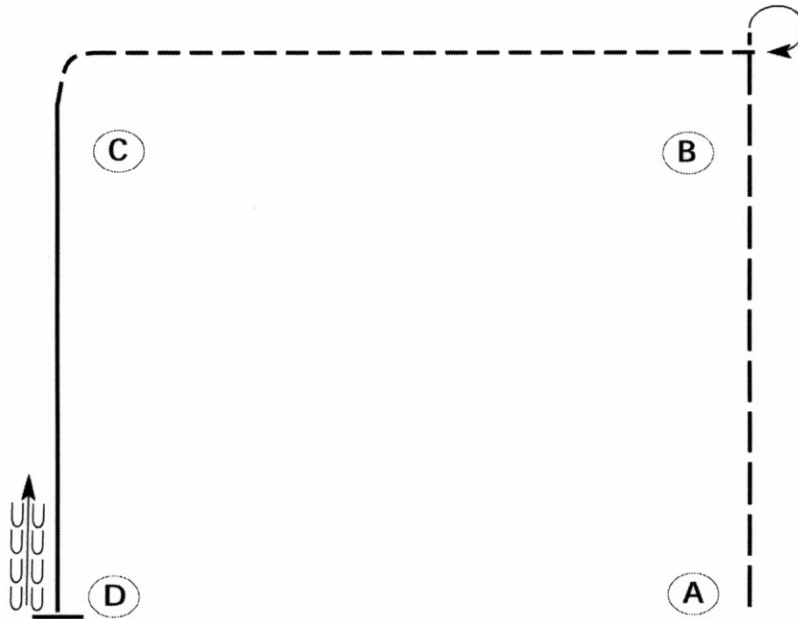
2024 EOQHA Summer Sizzler

WEST. HORSEMANSHIP (Rookie Youth & Amateur)

Show Date: AUGUST 1 & 2, 2024

www.HorseShowPatterns.com

www.HorseShowPatterns.com



Be ready at A.

1. Extended jog from A to B.
2. Stop past B and execute a 270 degree turn to the right.
3. Jog from B around C.
4. Lope on the left lead from C to D.
5. Stop at D and back one horse length.

Please exit at a jog.

Walk	-----
Jog	-----
Extended Jog	-----
Lope	-----
Leg Yield	
Lead Change	—/—
Back	← u u u u u
Marker	(B)
Sidepass	←-----←

[WH/1-23]

Pattern Provided by:
Charlene Carter, Lindsay Geiger and Jamieson Gross

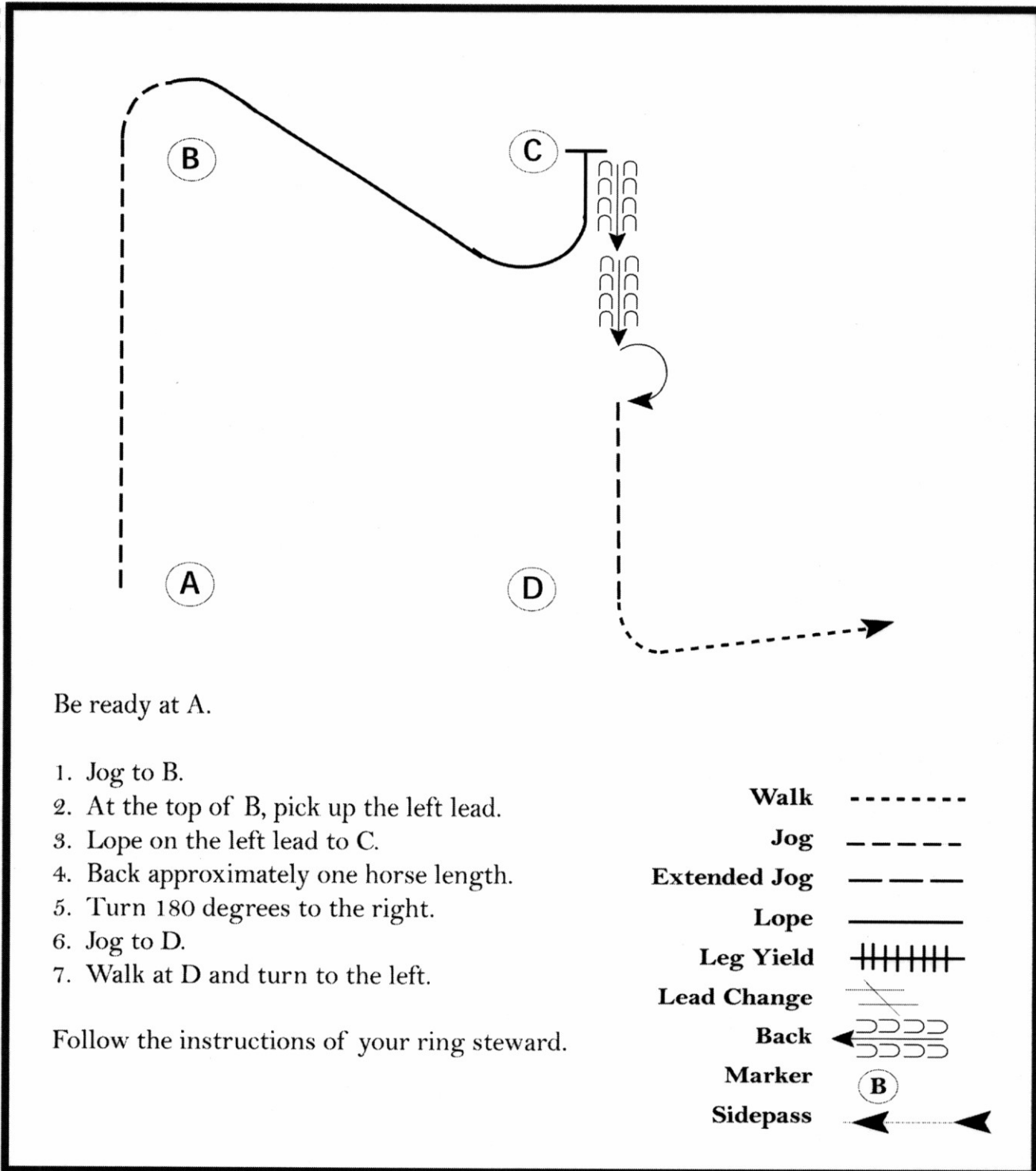
2024 EOQHA Summer Sizzler

WEST. HORSEMANSHIP (Level 1 Youth & Amateur)

Show Date: AUGUST 1 & 2, 2024

www.HorseShowPatterns.com

www.HorseShowPatterns.com



Be ready at A.

1. Jog to B.
2. At the top of B, pick up the left lead.
3. Lope on the left lead to C.
4. Back approximately one horse length.
5. Turn 180 degrees to the right.
6. Jog to D.
7. Walk at D and turn to the left.

Follow the instructions of your ring steward.

Walk	-----
Jog	- - - - -
Extended Jog	— — — —
Lope	—————
Leg Yield	
Lead Change	— / —
Back	← S S S S
Marker	⊙ B
Sidepass	← — — — — →

[WH/1-52]

Pattern Provided by:
Charlene Carter, Lindsay Geiger and Jamieson Gross

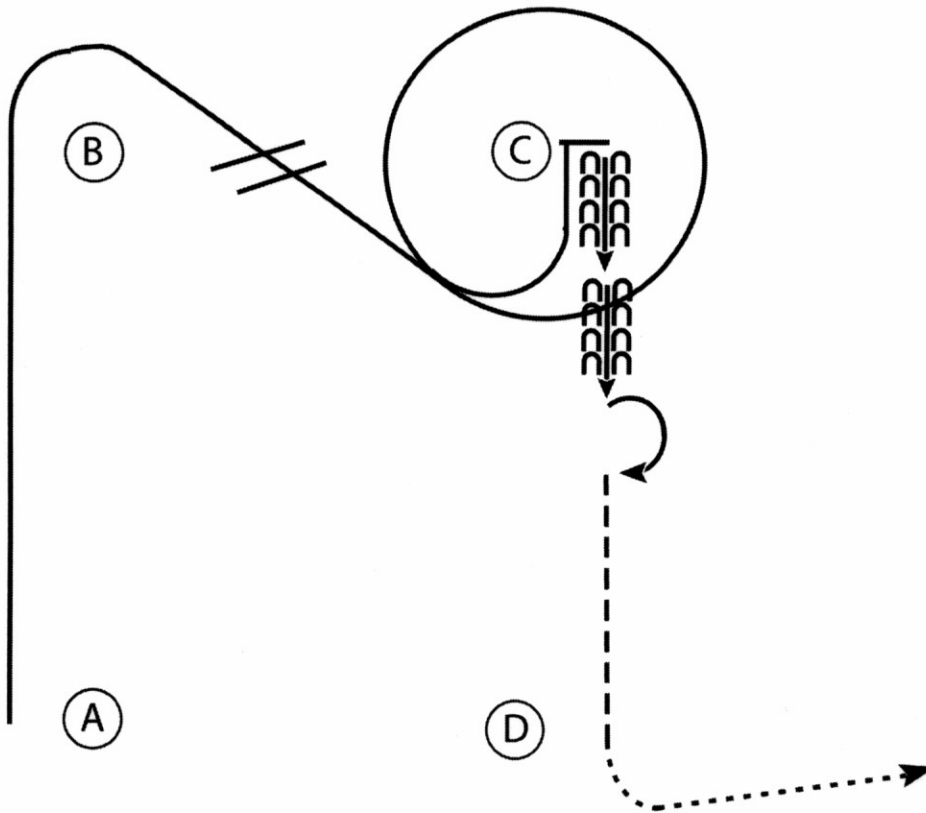
2024 EOQHA Summer Sizzler

WEST. HORSEMANSHIP (Youth, Select & Amateur)

Show Date: AUGUST 1 & 2, 2024

www.HorseShowPatterns.com

www.HorseShowPatterns.com



1. Start at A. Right lead lope around B.
2. Perform a simple or flying lead change to the left lead lope.
3. Lope a circle around C.
4. Stop when even with C.
5. Back five steps.
6. Perform a 180 degree turn to the right on the hindquarters.
7. Jog to D.
8. At D walk. Walk to the line-up.

Walk
Jog	-----
Extended Jog	-----
Lope	—————
Leg Yield	
Lead Change	⚡
Back	← C C C C C C C C C C
Marker	Ⓚ
Sidepass	← - - - - - ←

[WH/2-52]

Pattern Provided by:
Charlene Carter, Lindsay Geiger and Jamieson Gross

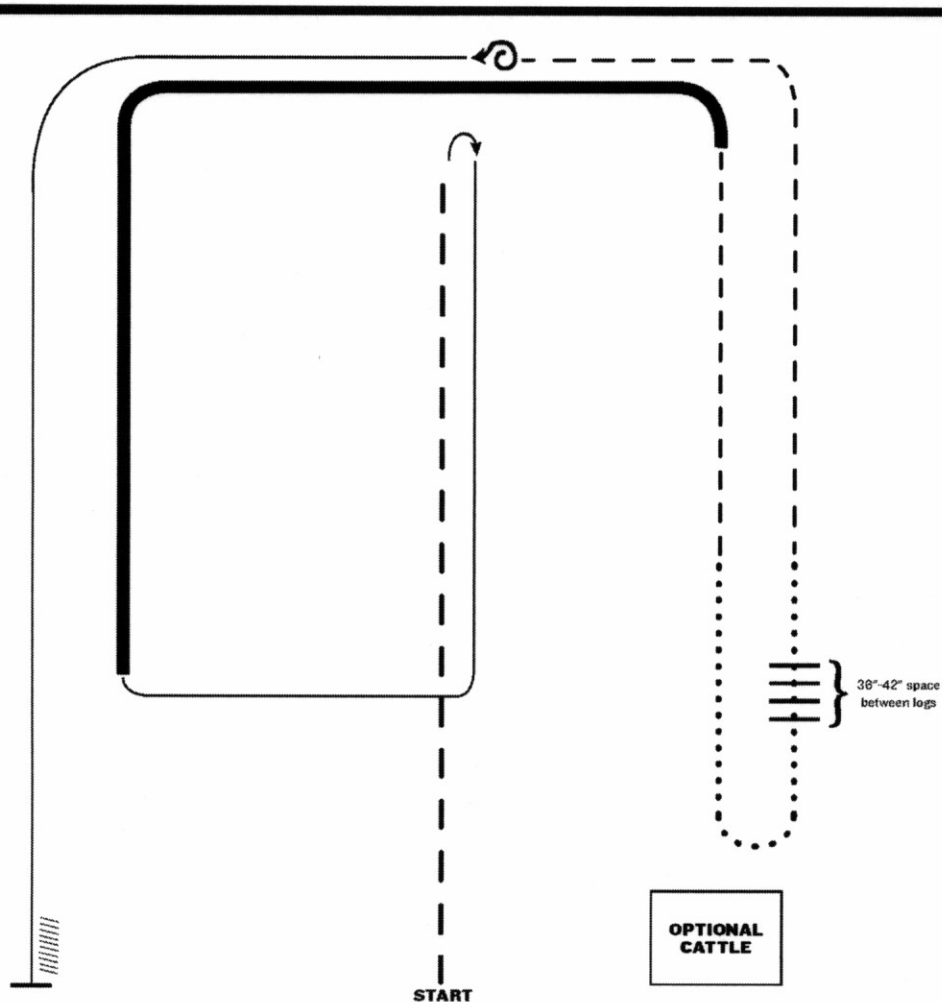
2024 EOQHA Summer Sizzler

RANCH RIDING (ALL CLASSES)

Show Date: AUGUST 1 & 2, 2024

www.HorseShowPatterns.com

www.HorseShowPatterns.com



1. Extended trot
2. Stop, rollback right
3. Lope right lead
4. Extended lope (right lead)
5. Trot
6. Walk
7. Walk over logs
8. Walk
9. Trot
10. Stop, 360 left
11. Lope left lead
12. Stop and back

OPTIONAL
CATTLE

Note: The drawn description of this pattern is only intended for the general depiction of the pattern. Exhibitors should utilize the arena space to best exhibit their horses.

[RR/AQHA-15]

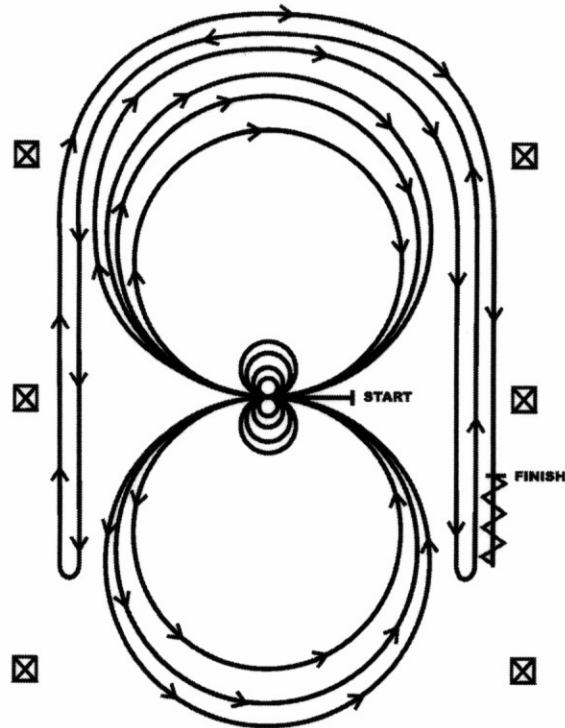
Pattern Provided by:
Charlene Carter, Lindsay Geiger and Jamieson Gross

2024 EOQHA Summer Sizzler

REINING, ALL CLASSES

Show Date: AUGUST 1 & 2, 2024

REINING PATTERN 8



Horses may walk or jog to the center of arena. Horses must walk or stop prior to starting pattern. Beginning at the center of arena facing the left wall or fence.

1. Complete four spins to the left. Hesitate.
2. Complete four spins to the right. Hesitate.
3. Beginning on the right lead, complete three circles to the right: the first circle large and fast; the second circle small and slow; the third circle large and fast. Change leads at the center of the arena.
4. Complete three circles to the left: the first circle large and fast; the second circle small and slow; the third circle large and fast. Change leads at the center of the arena.
5. Begin a large circle to the right but do not close this circle. Run straight down the right side of the arena past the center marker and do a left rollback at least twenty feet (six meters) from the wall or fence—no hesitation.
6. Continue back around the previous circle but do not close this circle. Run down the left side of the arena past the center marker and do a right rollback at least twenty feet (six meters) from the wall or fence—no hesitation.
7. Continue back around the previous circle but do not close this circle. Run down the right side of the arena past the center marker and do a sliding stop at least twenty feet (six meters) from the wall or fence. Back up at least ten feet (three meters). Hesitate to demonstrate completion of the pattern.

[R/AQHAP-8]

Pattern Provided by:

Charlene Carter, Lindsay Geiger and Jamieson Gross

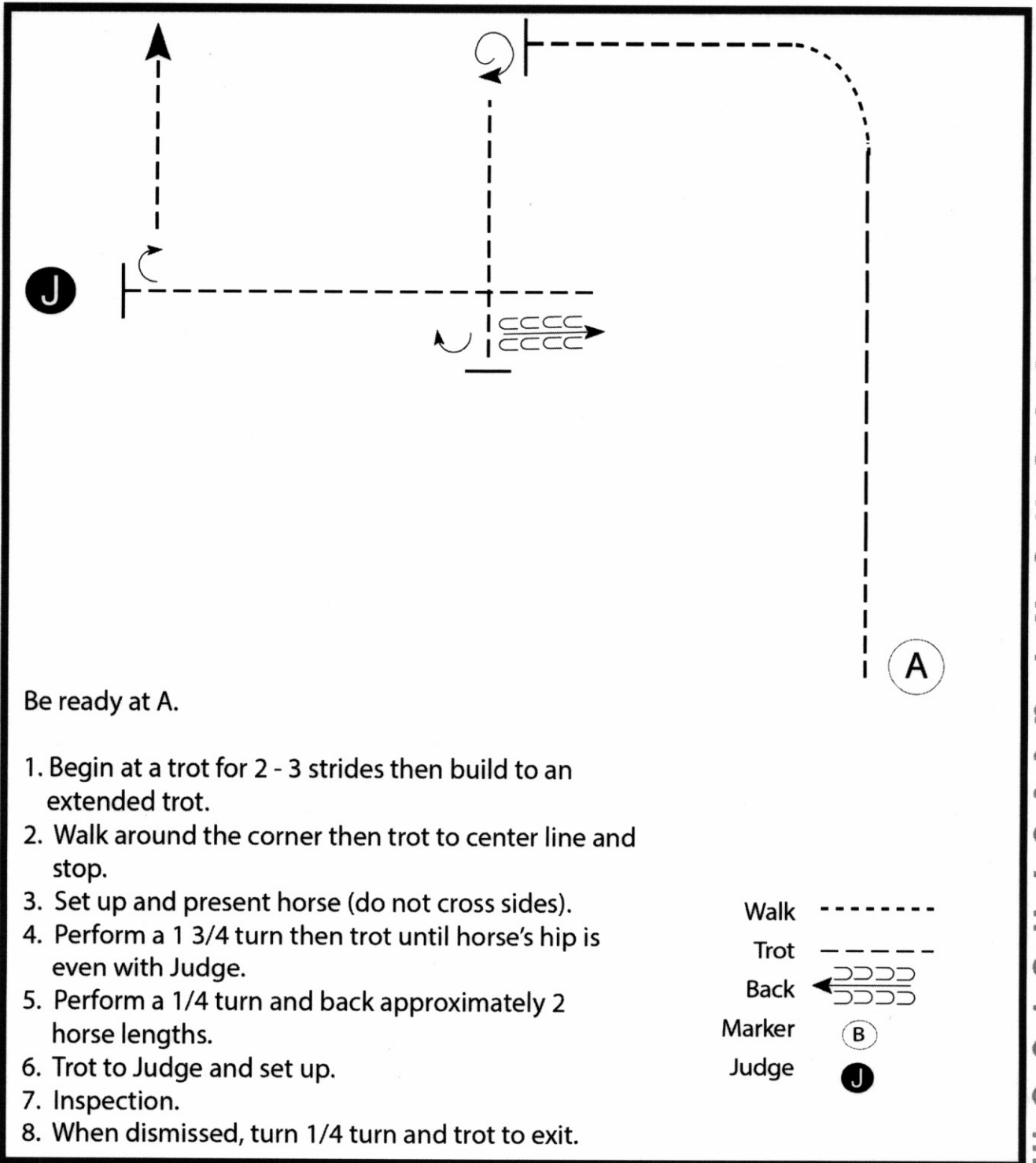
2024 EOQHA Summer Sizzler

SHOWMANSHIP CHALLENGE

Show Date: AUGUST 1 & 2, 2024

W W W . H O R S E S H O W P A T T E R N S . C O M

W W W . H O R S E S H O W P A T T E R N S . C O M



[S/3-99]

Pattern Provided by:

Charlene Carter, Lindsay Geiger and Jamieson Gross

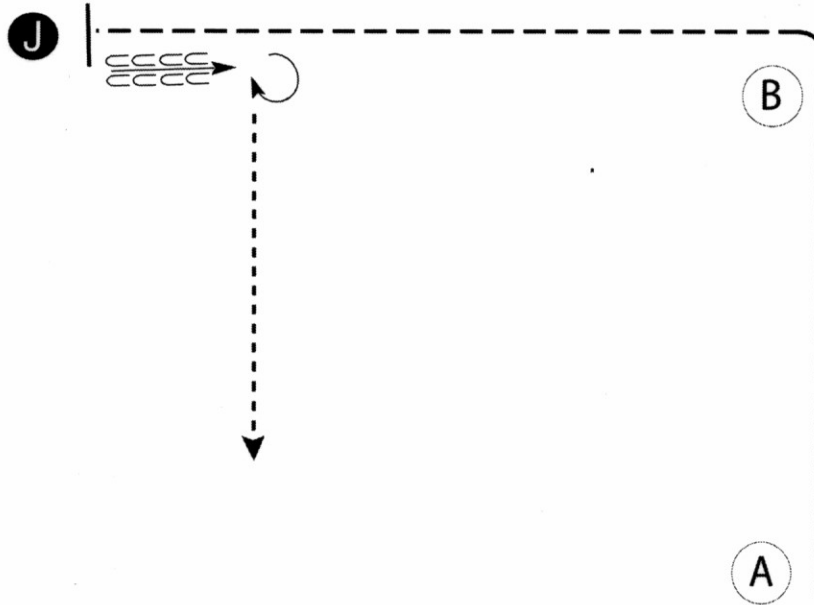
2024 EOQHA Summer Sizzler

SHOWMANSHIP (Rookie Youth & Amateur)

Show Date: AUGUST 1 & 2, 2024

www.HorseShowPatterns.com

www.HorseShowPatterns.com



Be ready at A.

1. Walk to B.
2. Trot around B and to judge.
3. Stop and set up for inspection.
4. When dismissed, back one horse length.
5. Turn 270 degrees and walk straight off.

Walk	-----
Trot	- - - - -
Back	← 〰〰〰
Marker	⊙ B
Judge	● J

[S/1-23]

Pattern Provided by:
Charlene Carter, Lindsay Geiger and Jamieson Gross

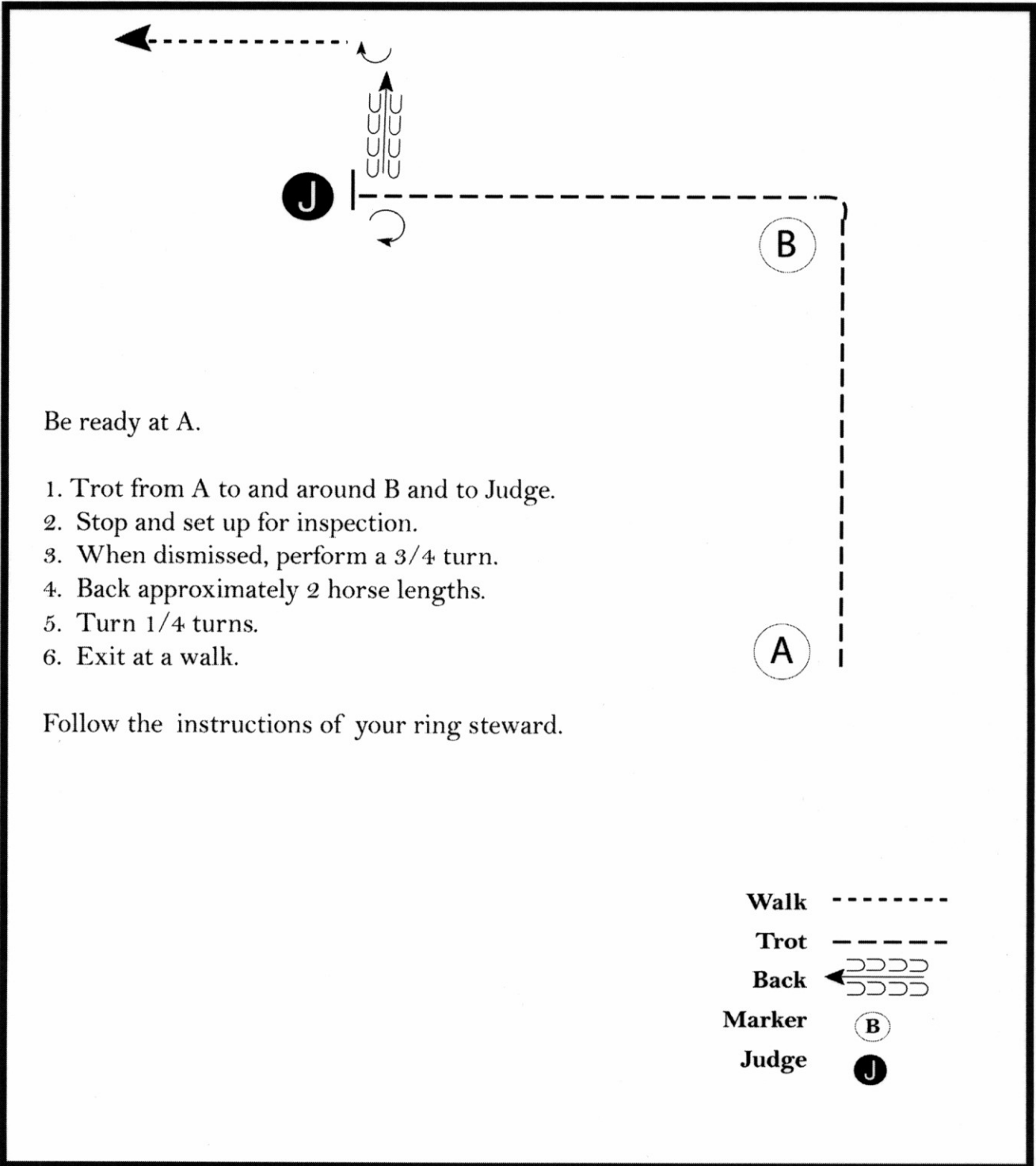
2024 EOQHA Summer Sizzler

SHOWMANSHIP (Level 1 Amateur & Youth)

Show Date: AUGUST 1 & 2, 2024

www.HorseShowPatterns.com

www.HorseShowPatterns.com



Be ready at A.

1. Trot from A to and around B and to Judge.
2. Stop and set up for inspection.
3. When dismissed, perform a 3/4 turn.
4. Back approximately 2 horse lengths.
5. Turn 1/4 turns.
6. Exit at a walk.

Follow the instructions of your ring steward.

- Walk -----
- Trot - . - . - .
- Back ←=====
- Marker (B)
- Judge (J)

[S/2-38]

Pattern Provided by:
Charlene Carter, Lindsay Geiger and Jamieson Gross

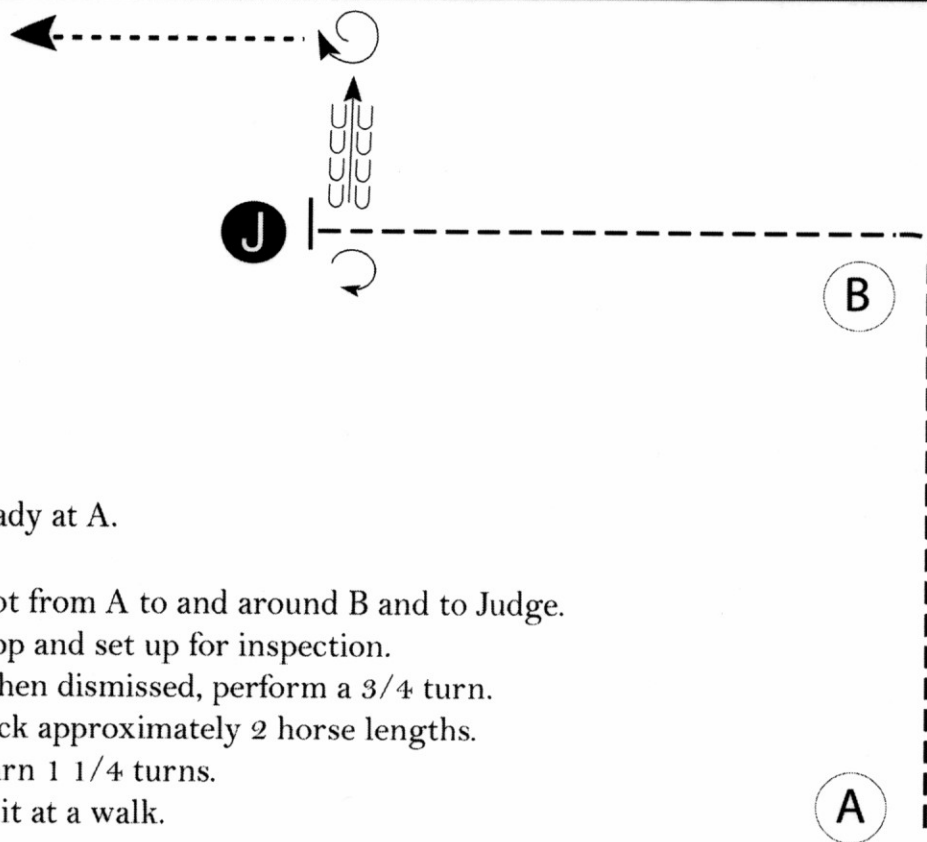
2024 EOQHA Summer Sizzler

SHOWMANSHIP (Youth, Select & Amateur)

Show Date: AUGUST 1 & 2, 2024

www.HorseShowPatterns.com

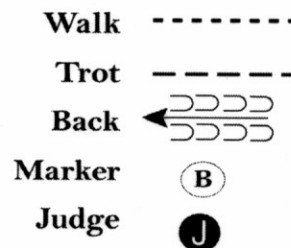
www.HorseShowPatterns.com



Be ready at A.

1. Trot from A to and around B and to Judge.
2. Stop and set up for inspection.
3. When dismissed, perform a 3/4 turn.
4. Back approximately 2 horse lengths.
5. Turn 1 1/4 turns.
6. Exit at a walk.

Follow the instructions of your ring steward.



[S/3-38]

Pattern Provided by:

Charlene Carter, Lindsay Geiger and Jamieson Gross

2024 EOQHA Summer Sizzler

SHOWMANSHIP (SMALL FRY)

Show Date: AUGUST 1 & 2, 2024

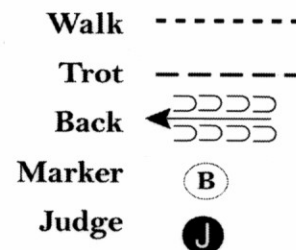
www.HorseShowPatterns.com

www.HorseShowPatterns.com

Be ready at A.

1. Trot from A to and around B.
2. Walk to Judge, stop and set up for inspection.
3. When dismissed, perform a 1/4 turn.
4. Exit at a walk.

Follow the instructions of your ring steward.



[S/WT-38]

Pattern Provided by:
Charlene Carter, Lindsay Geiger and Jamieson Gross

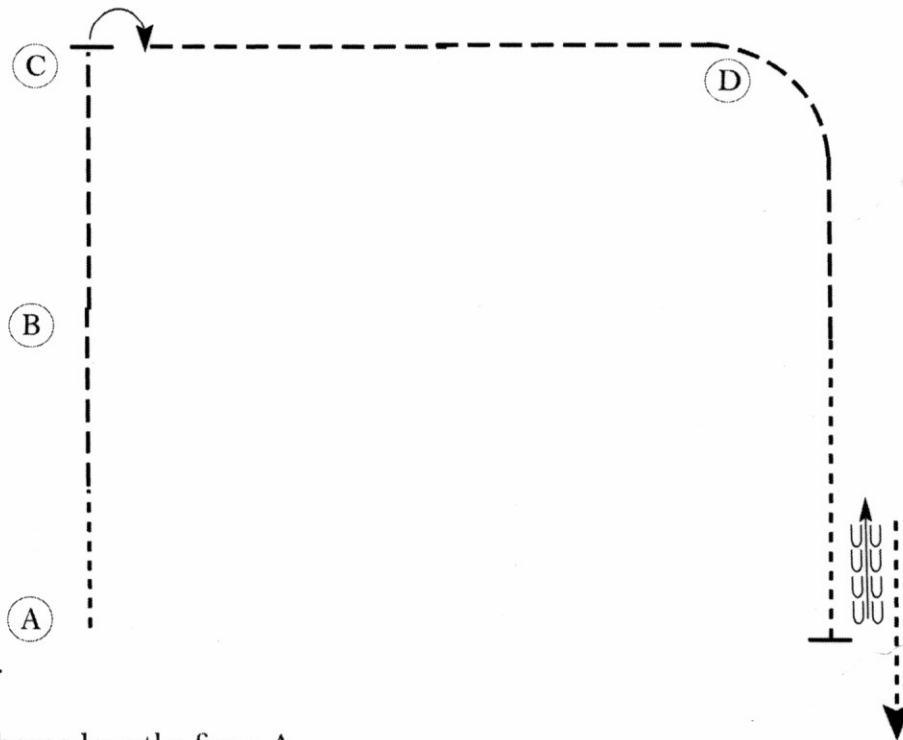
2024 EOQHA Summer Sizzler

HUNT SEAT EQUIT. (LEVEL 1 Youth & Amateur Walk Trot)

Show Date: AUGUST 1 & 2, 2024

www.HorseShowPatterns.com

www.HorseShowPatterns.com



Be ready at A.

1. Walk two horse lengths from A.
2. Posting trot on the right diagonal to C.
3. Stop at C and perform a 90 degree turn on the hindquarters to the right.
4. Trot on the left diagonal to and around D.
5. When even with B, begin to walk.
6. Stop when even with A and back approximately one horse length.

Walk away from D and follow the instructions of your ring steward.

Walk	-----
Trot	- - - - -
Extended Trot	—————
Canter	—————
Leg Yield	
Lead Change	— / —
Back	← 3333
Marker	ⓑ
Sidepass	← - - - - →
Hand Gallop	—————

[HSE/WT-44]

Pattern Provided by:
Charlene Carter, Lindsay Geiger and Jamieson Gross

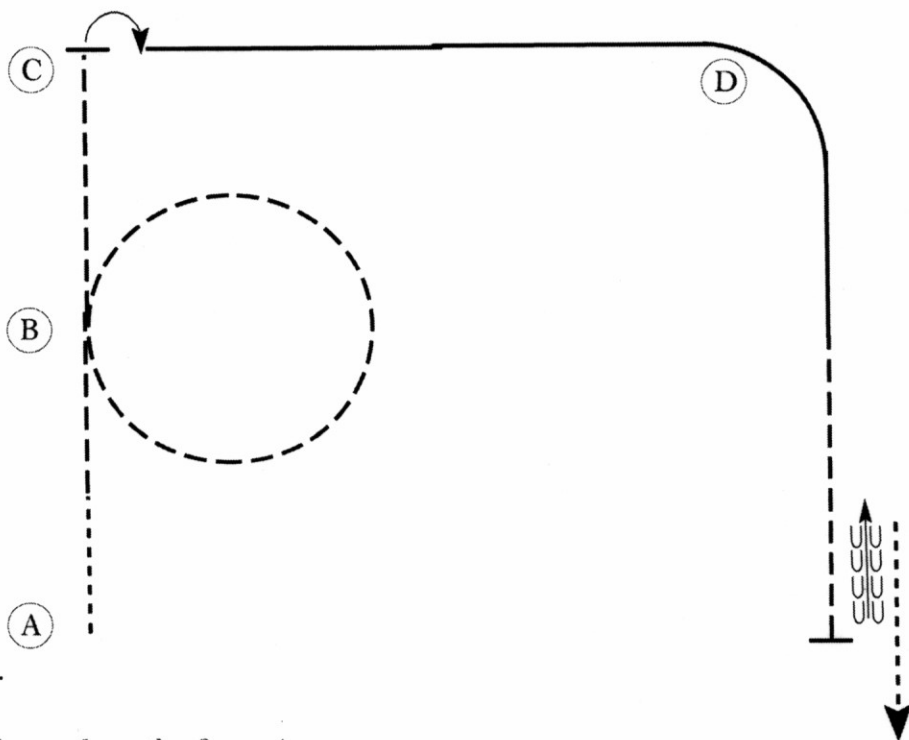
2024 EOQHA Summer Sizzler

HUNT SEAT EQUIT. (Rookie Youth & Amateur)

Show Date: AUGUST 1 & 2, 2024

www.HorseShowPatterns.com

www.HorseShowPatterns.com



Be ready at A.

1. Walk two horse lengths from A.
2. Sitting trot to B.
3. At B, trot a circle to the right on the left diagonal.
4. Continue trot to C.
5. Stop at C and perform a 90 degree turn on the hindquarters to the right.
6. Canter on the right lead to and around D.
7. When even with B, begin a posting trot on the right diagonal.
8. Stop when even with A and back approximately one horse length.

Walk away from D and follow the instructions of your ring steward.

Walk	-----
Trot	- - - - -
Extended Trot	-----
Canter	-----
Leg Yield	
Lead Change	↘ ↗
Back	⤵⤵⤵ ⤴⤴⤴
Marker	Ⓚ
Sidepass	← →
Hand Gallop	-----

[HSE/1-44]

Pattern Provided by:
Charlene Carter, Lindsay Geiger and Jamieson Gross

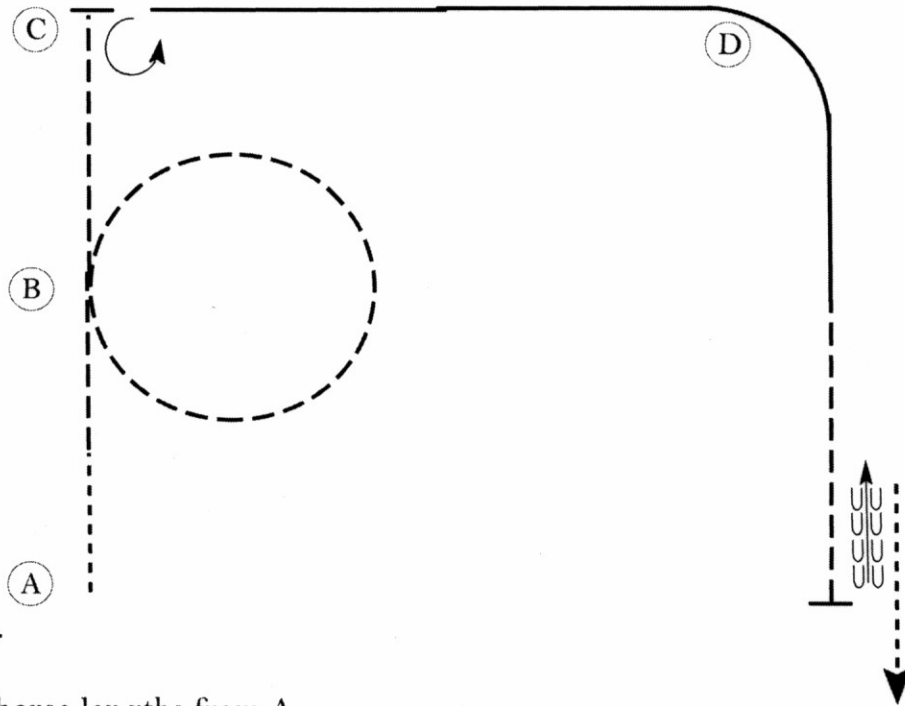
2024 EOQHA Summer Sizzler

HUNT SEAT EQUIT. (Level 1 Youth & Amateur)

Show Date: AUGUST 1 & 2, 2024

www.HorseShowPatterns.com

www.HorseShowPatterns.com



Be ready at A.

1. Walk two horse lengths from A.
2. Sitting trot to B.
3. At B, trot a circle to the right on the left diagonal.
4. Continue trot to C.
5. Stop at C and perform a 270 degree turn on the hindquarters to the left.
6. Canter on the right lead to and around D.
7. When even with B, begin a posting trot on the right diagonal.
8. Stop when even with A and back approximately one horse length.

Walk away from D and follow the instructions of your ring steward.

Walk	-----
Trot	- - - - -
Extended Trot	-----
Canter	=====
Leg Yield	
Lead Change	/
Back	←←←←←
Marker	⊙ B
Sidepass	←←←←←
Hand Gallop	=====

[HSE/2-44]

Pattern Provided by:
Charlene Carter, Lindsay Geiger and Jamieson Gross

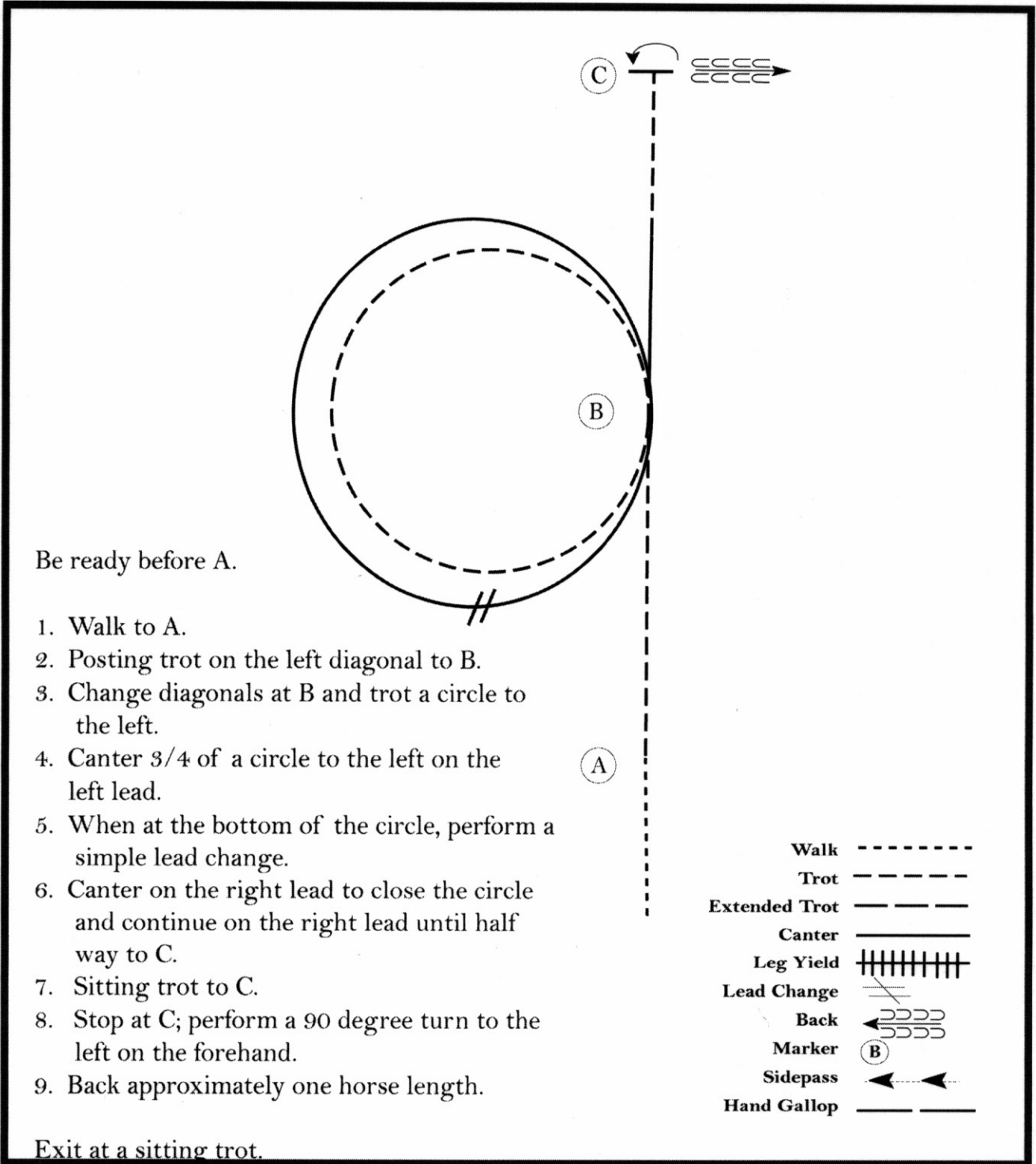
2024 EOQHA Summer Sizzler

HUNT SEAT EQUIT. (Youth, Select & Amateur)

Show Date: AUGUST 1 & 2, 2024

www.HorseShowPatterns.com

www.HorseShowPatterns.com



Be ready before A.

1. Walk to A.
2. Posting trot on the left diagonal to B.
3. Change diagonals at B and trot a circle to the left.
4. Canter 3/4 of a circle to the left on the left lead.
5. When at the bottom of the circle, perform a simple lead change.
6. Canter on the right lead to close the circle and continue on the right lead until half way to C.
7. Sitting trot to C.
8. Stop at C; perform a 90 degree turn to the left on the forehand.
9. Back approximately one horse length.

Exit at a sitting trot.

Walk	-----
Trot	- - - - -
Extended Trot	=====
Canter	—————
Leg Yield	
Lead Change	— / —
Back	←←←←←
Marker	(B)
Sidepass	←-----→
Hand Gallop	=====

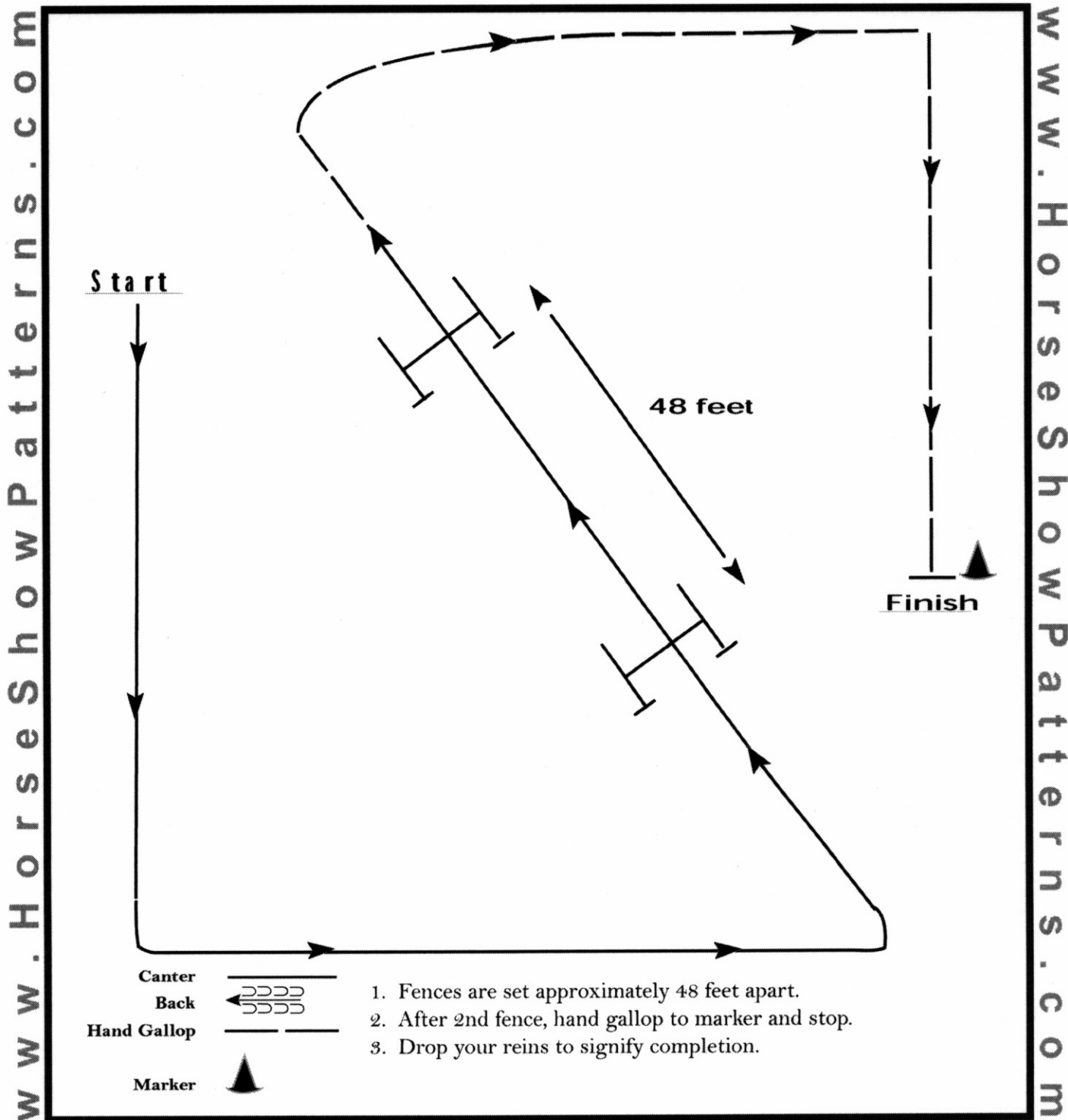
[HSE/3-38]

Pattern Provided by:
Charlene Carter, Lindsay Geiger and Jamieson Gross

2024 EOQHA Summer Sizzler

HUNTER HACK (ALL CLASSES)

Show Date: AUGUST 1 & 2, 2024



[HH/48-11]

Pattern Provided by:
Charlene Carter, Lindsay Geiger and Jamieson Gross