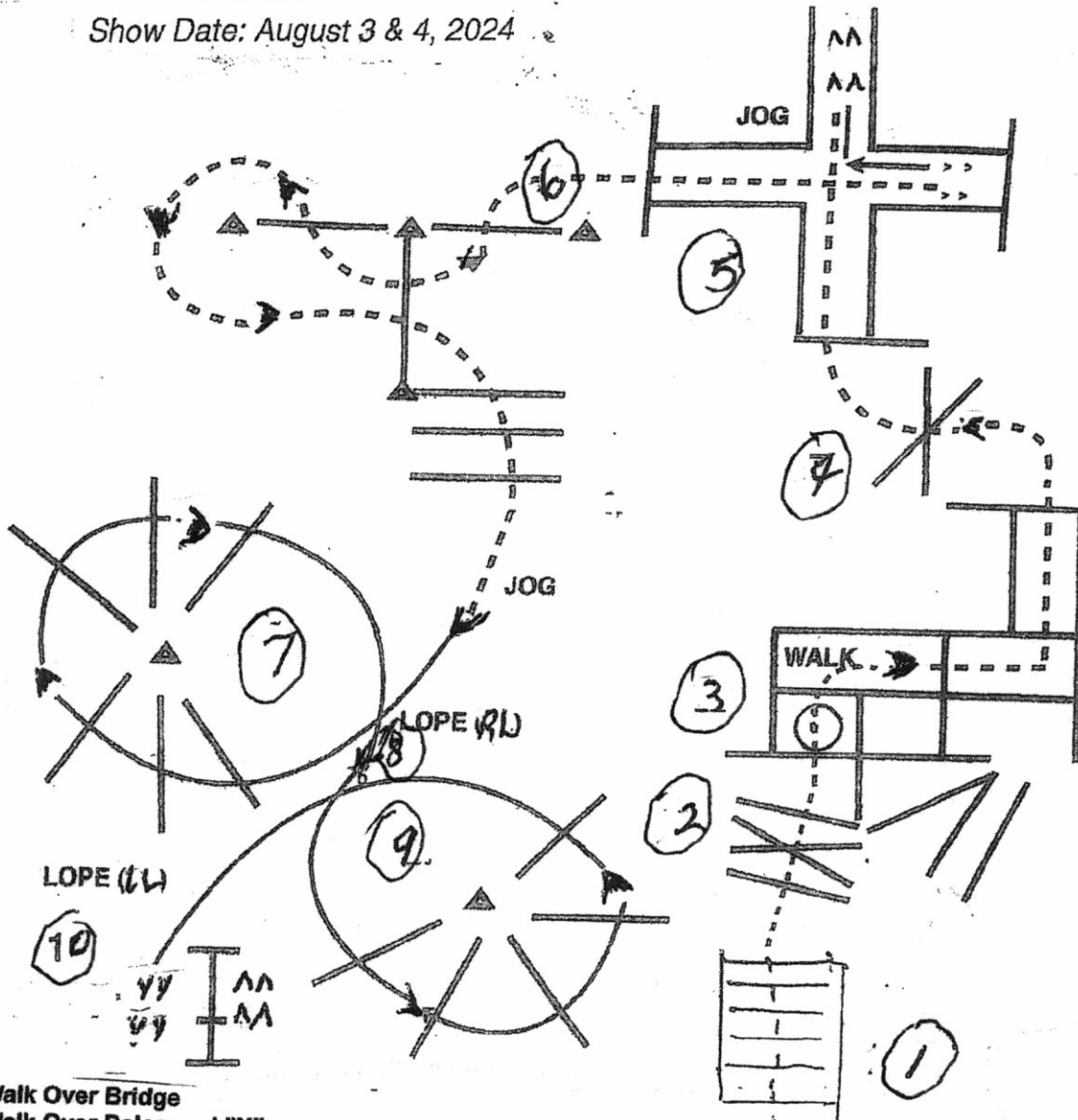


2024 EOQHA SUMMMER SIZZLER

EOQHA Non Pro Trail Challenge

Bruce Army, John Dean & Becky George

Show Date: August 3 & 4, 2024



1. Walk Over Bridge
2. Walk Over Poles and "X"
3. Stop, Walk into Box, 360 Either Way and Walk Out
4. Jog Over "X"
5. Jog Into Chute and Back Thru Poles, Jog Out
6. Jog Thru Serpentine and Over Poles
7. Lope Over Poles (RL)
8. Change Leads (Simple or Flying)
9. Lope Over Poles (LL)
10. Gate LH Ride Thru & Close

START

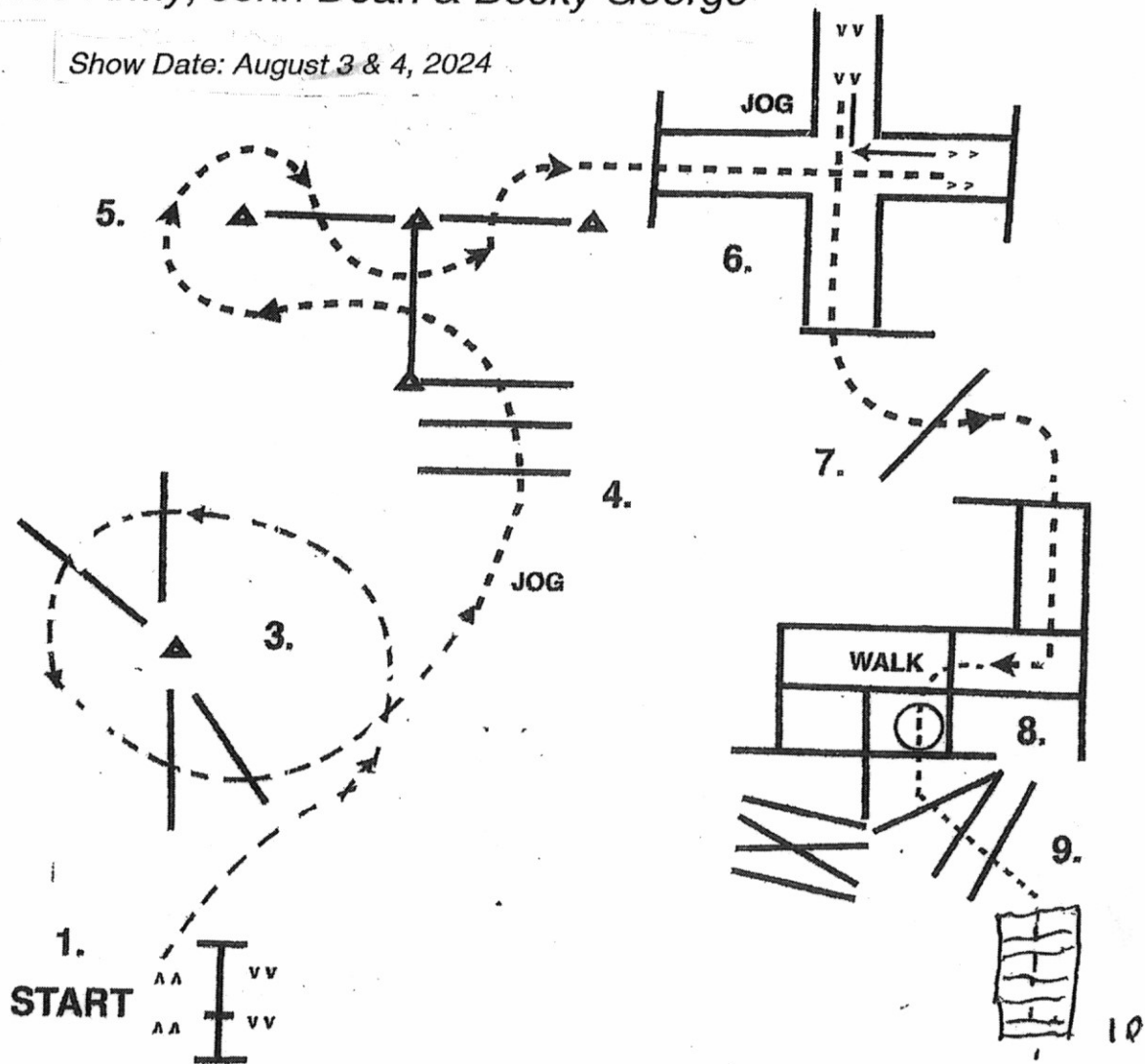
2024 EOQHA SUMMER SIZZLER

TRAIL CLASS (Level 1 Youth & Amateur)

Bruce Army, John Dean & Becky George

WALK TROT

Show Date: August 3 & 4, 2024



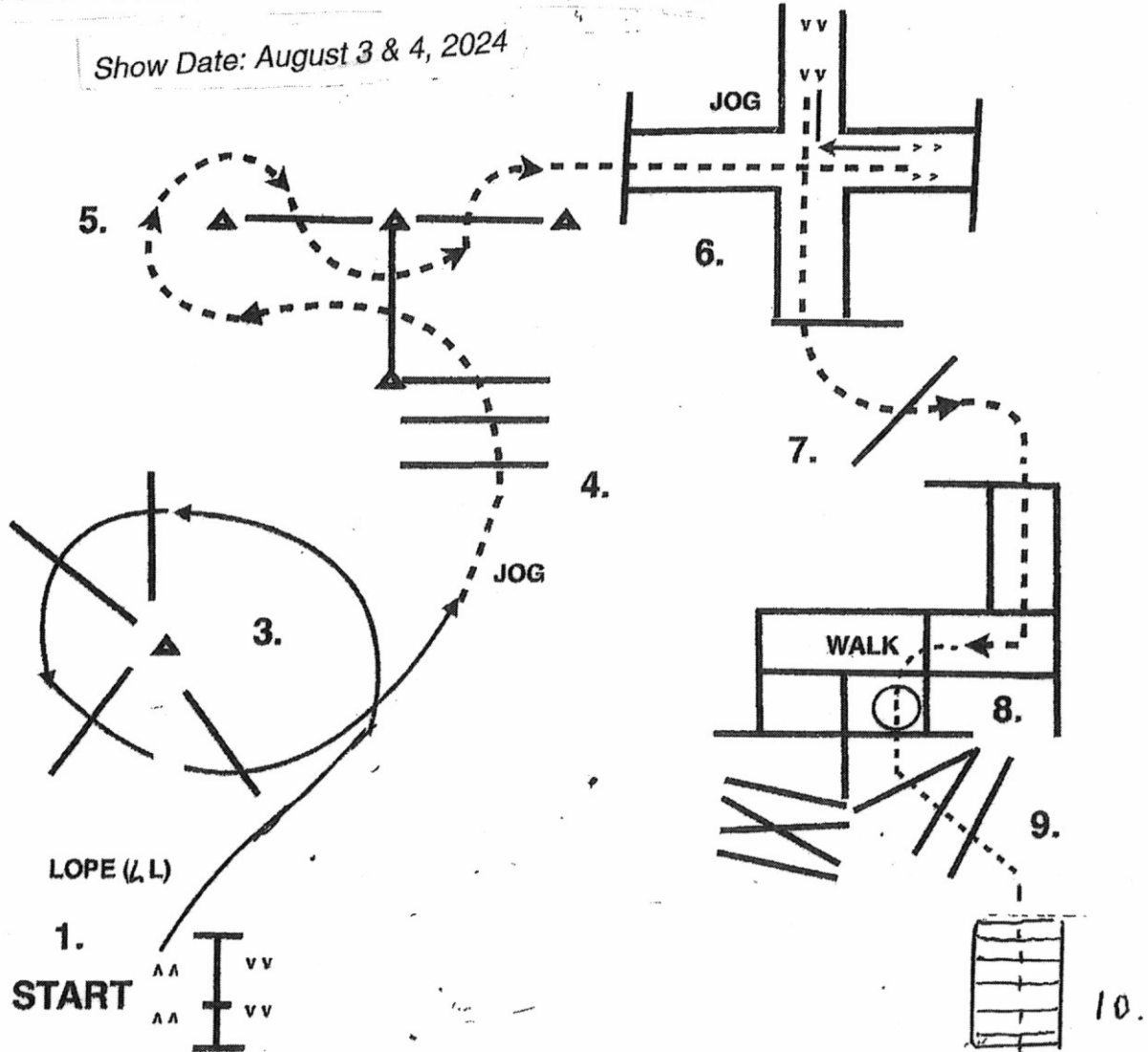
1. GATE: RH RIDE THRU CLOSE
3. W.D.G. OVER POLES
4. JOG OVER POLES
5. JOG THRU SERPENTINE AND OVER POLES
6. JOG INTO CHUTE BACK THRU POLES, JOG OUT
7. JOG OVER POLES
8. STOP OR BREAK TO WALK, WALK INTO BOX: 360 EITHER WAY WALK OUT
9. WALK OVER POLES
10. BRIDGE

2024 EOQHA SUMMER SIZZLER

TRAIL CLASS (ROOKIE & LEVEL 1 OPEN, YOUTH & AMATEUR)

Bruce Armv. John Dean & Becky George

Show Date: August 3 & 4, 2024



1. GATE: RH RIDE THRU CLOSE

2. LOPE OVER POLES (LL)

3. LOPE OVER POLES (LL)

4. JOG THRU SERPENTINE AND OVER POLES

5. JOG INTO CHUTE BACK THRU POLES, JOG OUT

6. JOG OVER POLES

7. STOP OR BREAK TO WALK, WALK INTO BOX: 360 EITHER WAY WALK OUT

8. WALK OVER POLES

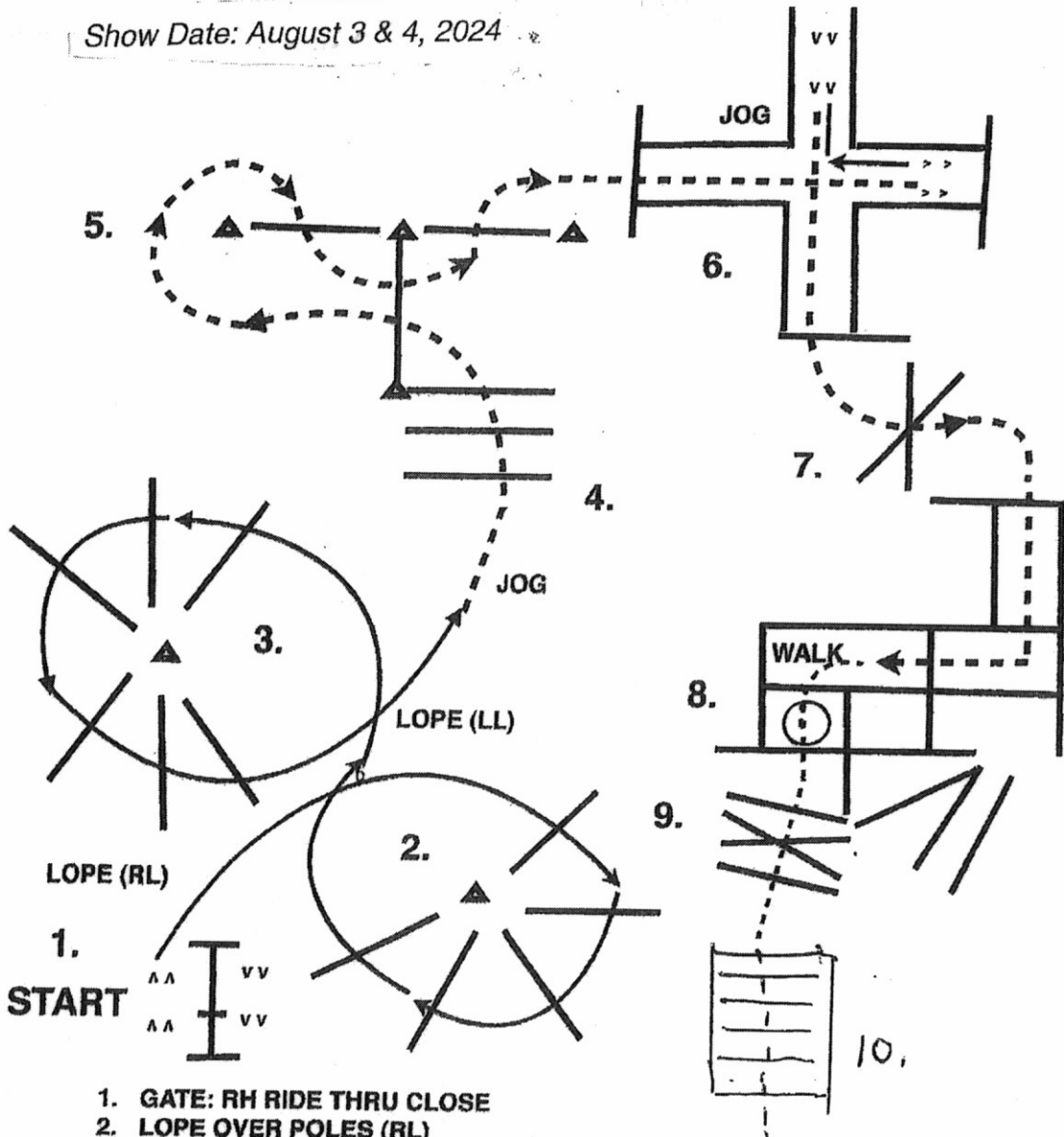
9. BRIDGE

2024 EOQHA SUMMER SIZZLER

TRAIL CLASS (OPEN, YOUTH, SELECT & AMATEUR)

Bruce Army, John Dean & Becky George

Show Date: August 3 & 4, 2024



1. GATE: RH RIDE THRU CLOSE
2. LOPE OVER POLES (RL)
3. CHANGE LEADS SIMPLE OR FLYING
LOPE OVER POLES (LL)
4. JOG OVER POLES
5. JOG THRU SERPENTINE AND OVER POLES
6. JOG INTO CHUTE BACK THRU POLES, JOG OUT
7. JOG OVER POLES AND "X"
8. STOP OR BREAK TO WALK, WALK INTO BOX: 360 EITHER WAY WALK OUT
9. WALK OVER POLES AND "X"
10. WALK OVER BRIDGE

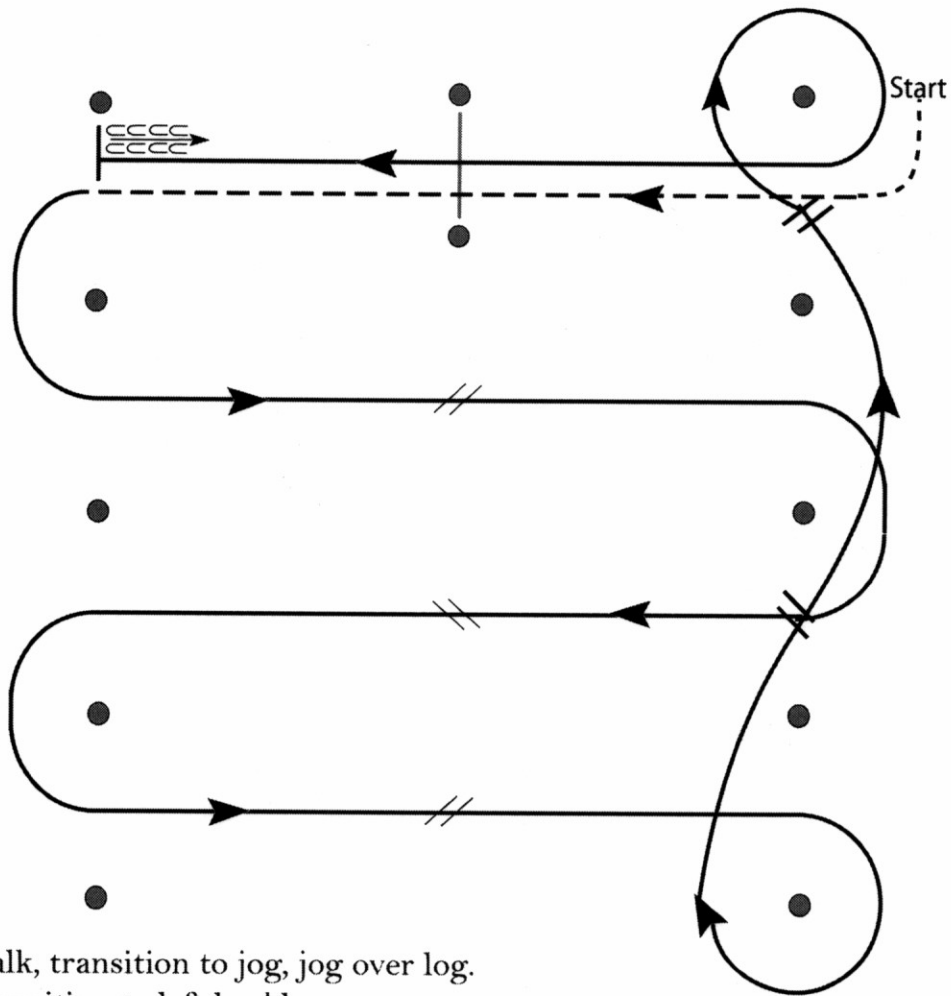
2024 EOQHA SUMMER SIZZLER

WESTERN RIDING (Level 1 Open)

Show Date: August 3 & 4, 2024

www.HorseShowPatterns.com

www.HorseShowPatterns.com



1. Walk, transition to jog, jog over log.
2. Transition to left lead lope.
3. First crossing change.
4. Second crossing change.
5. Third crossing change.
6. Circle and first line change.
7. Second line change and circle.
8. Lope log.
9. Stop and back.

[WR/GP-2]

Pattern Provided by:

Bruce Army, John Dean & Becky George

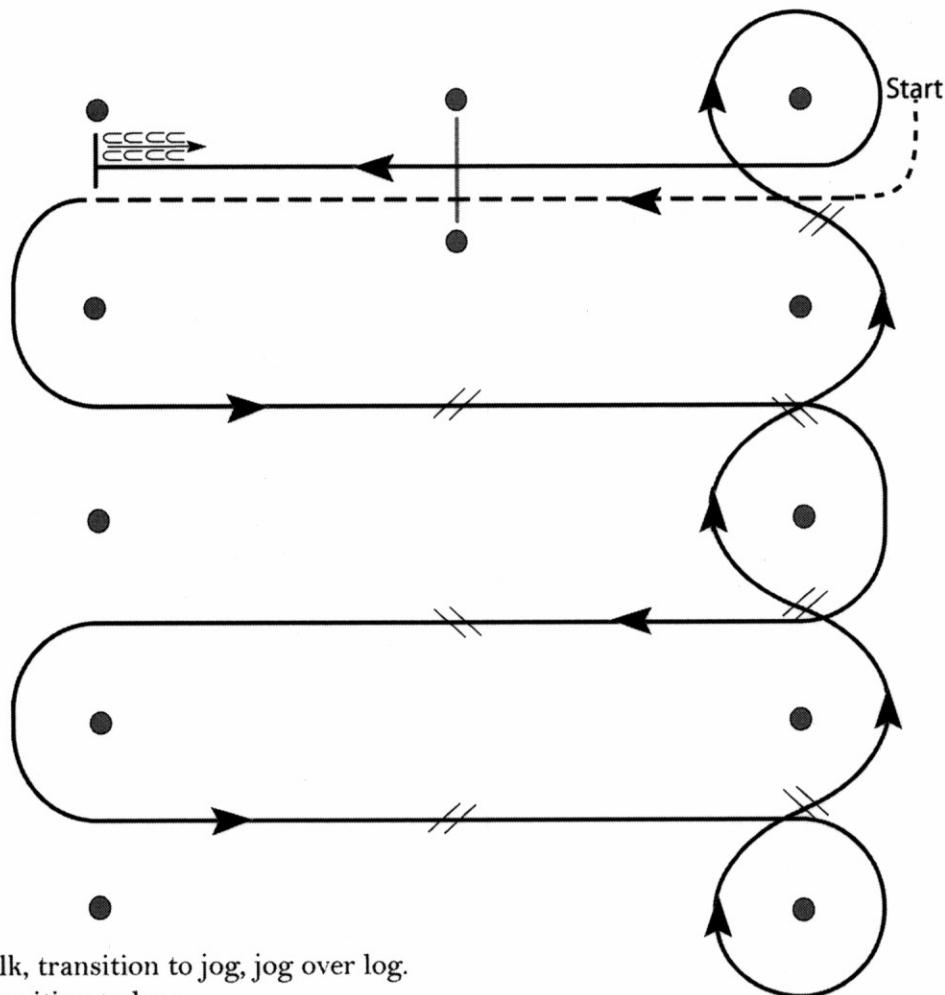
2024 EOQHA SUMMER SIZZLER

WESTERN RIDING (Open, Amateur & Youth)

Show Date: August 3 & 4, 2024

w w w . H o r s e S h o w P a t t e r n s . c o m

w w w . H o r s e S h o w P a t t e r n s . c o m



1. Walk, transition to jog, jog over log.
2. Transition to lope.
3. First crossing change.
4. Second crossing change.
5. Third crossing change.
6. Circle and first line change.
7. Second line change.
8. Third line change.
9. Fourth line change and circle.
10. Lope log.
11. Lope, stop and back.

[WR/OP-2]

Pattern Provided by:

Bruce Army, John Dean & Becky George

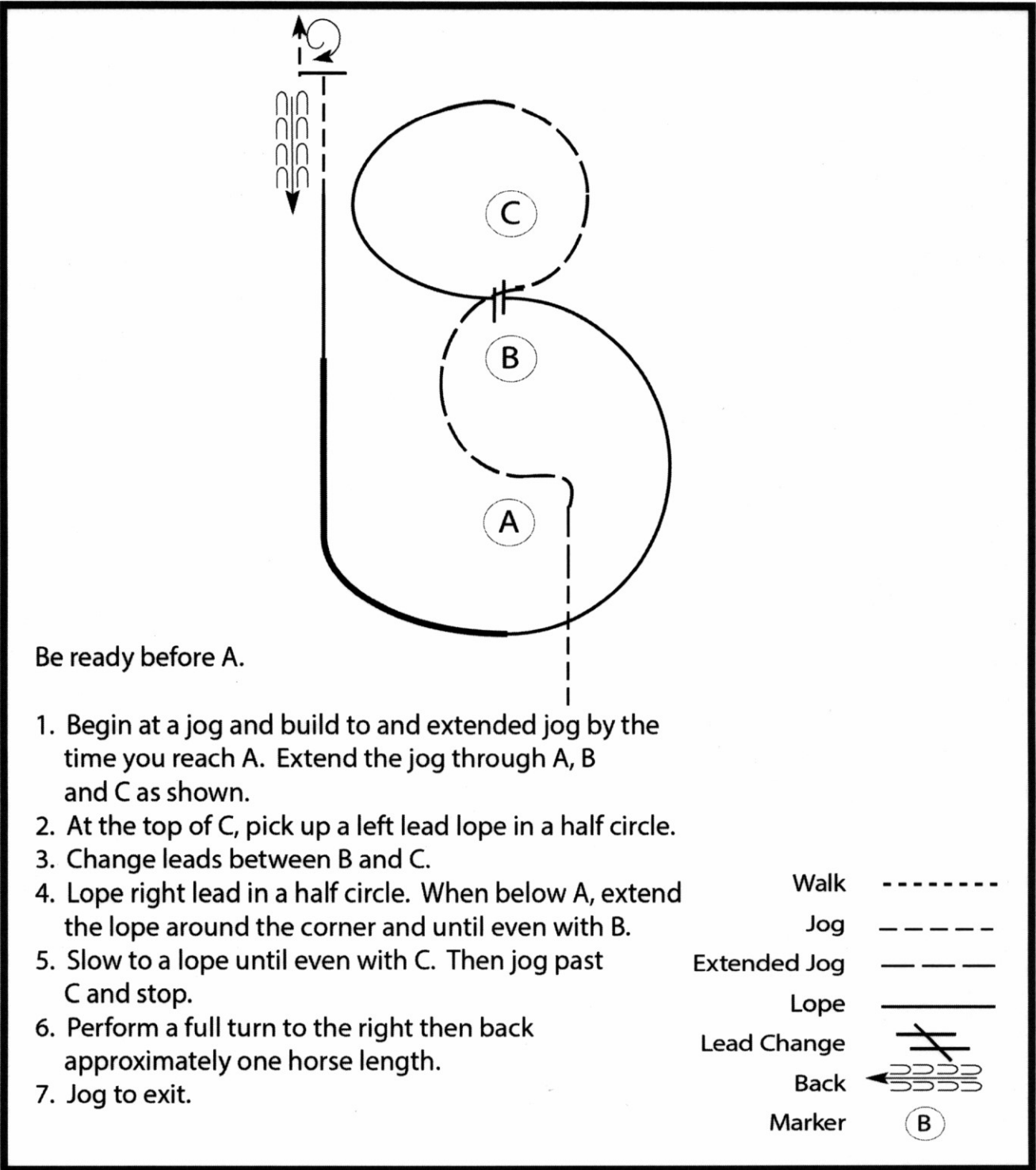
2024 EOQHA SUMMER SIZZLER

WEST. HORSEMANSHIP (HORSEMANSHIP CHALLENGE)

Show Date: August 3 & 4, 2024

www.HorseShowPatterns.com

www.HorseShowPatterns.com



Be ready before A.

1. Begin at a jog and build to and extended jog by the time you reach A. Extend the jog through A, B and C as shown.
2. At the top of C, pick up a left lead lope in a half circle.
3. Change leads between B and C.
4. Lope right lead in a half circle. When below A, extend the lope around the corner and until even with B.
5. Slow to a lope until even with C. Then jog past C and stop.
6. Perform a full turn to the right then back approximately one horse length.
7. Jog to exit.

Walk	-----
Jog	-----
Extended Jog	-----
Lope	-----
Lead Change	
Back	
Marker	

[WH/3-113]

Pattern Provided by:

Bruce Army, John Dean & Becky George

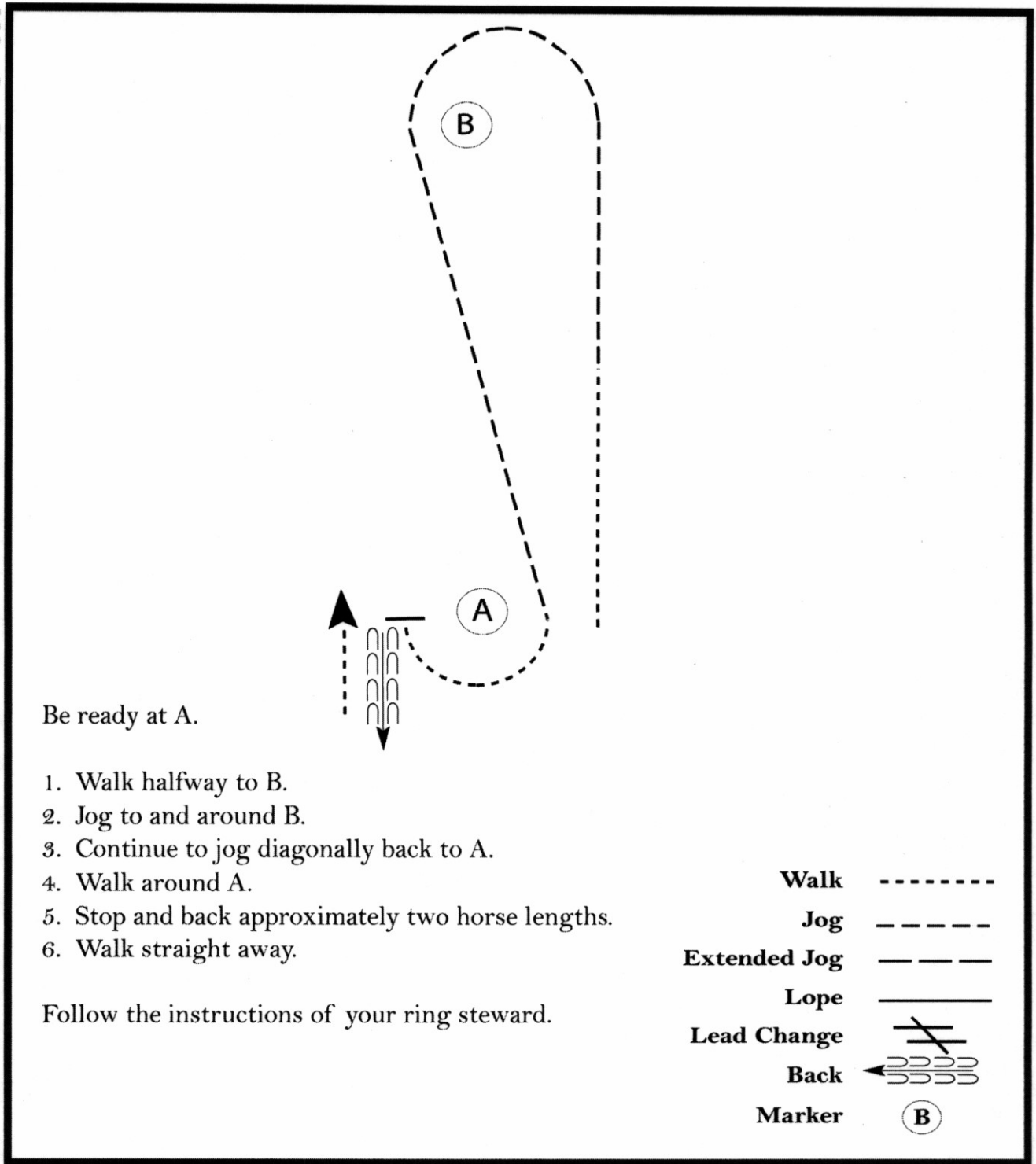
2024 EOQHA SUMMER SIZZLER

WEST. HORSEMANSHIP (LEVEL 1 Youth & Amateur Walk Trot)

Show Date: August 3 & 4, 2024

w w w . H o r s e S h o w P a t t e r n s . c o m

w w w . H o r s e S h o w P a t t e r n s . c o m



Be ready at A.

1. Walk halfway to B.
2. Jog to and around B.
3. Continue to jog diagonally back to A.
4. Walk around A.
5. Stop and back approximately two horse lengths.
6. Walk straight away.

Follow the instructions of your ring steward.

- Walk -----
- Jog - - - - -
- Extended Jog - - - - -
- Lope _____
- Lead Change
- Back
- Marker (B)

[WH/WT-86]

Pattern Provided by:

Bruce Army, John Dean & Becky George

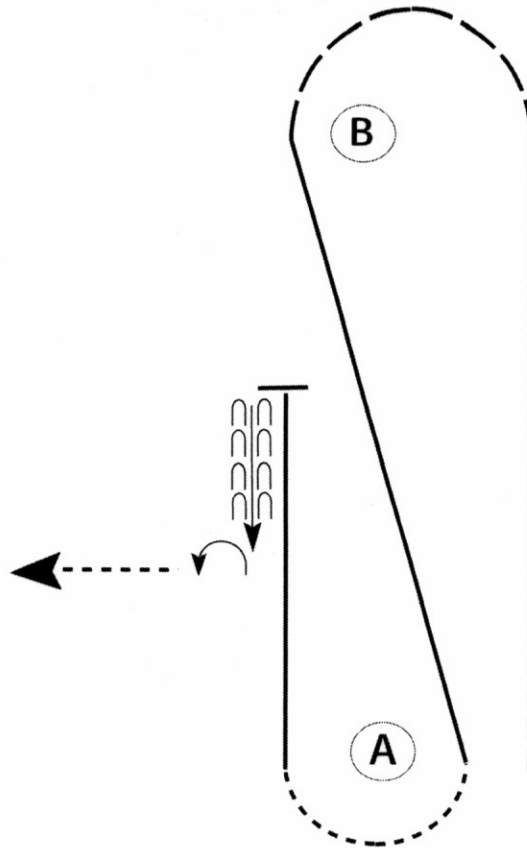
2024 EOQHA SUMMER SIZZLER

WEST. HORSEMANSHIP (Rookie & Level 1 Youth & Amateur)

Show Date: August 3 & 4, 2024

www.HorseShowPatterns.com

www.HorseShowPatterns.com



Be ready at A.

1. Jog halfway to B.
2. Extend the jog to and around B.
3. Lope on the left lead diagonally back to A.
4. Walk around A.
5. Lope on the right lead halfway to B.
6. Stop and back approximately two horse lengths.
7. Perform a 1/4 turn to the left.
8. Walk straight away.

Follow the instructions of your ring steward.

Walk	-----
Jog	- - - - -
Extended Jog	— — — —
Lope	—————
Lead Change	
Back	
Marker	

[WH/2-86]

Pattern Provided by:

Bruce Army, John Dean & Becky George

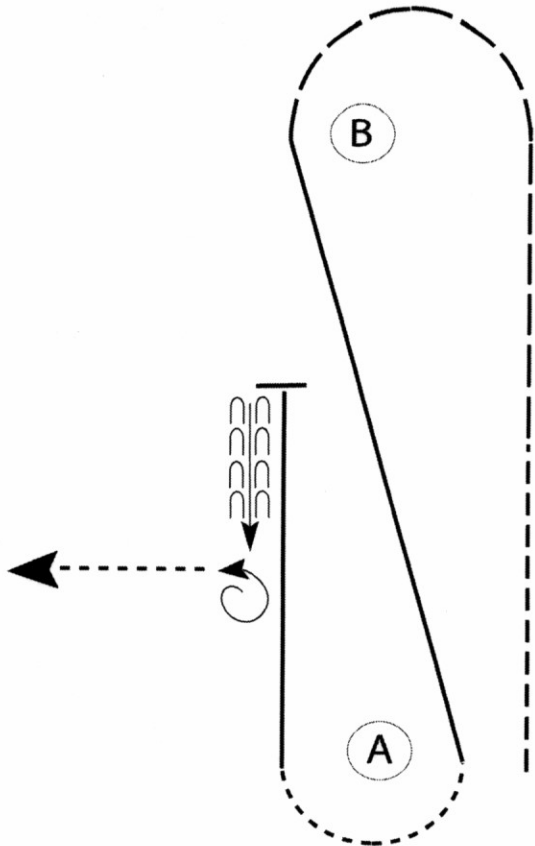
2024 EOQHA SUMMER SIZZLER

WEST. HORSEMANSHIP (Youth, Select & Amateur)

Show Date: August 3 & 4, 2024

W W W . H o r s e S h o w P a t t e r n s . c o m

W W W . H o r s e S h o w P a t t e r n s . c o m



Be ready at A.

1. Jog halfway to B.
2. Extend the jog to and around B.
3. Lope on the left lead diagonally back to A.
4. Walk around A.
5. Lope on the right lead halfway to B.
6. Stop and back approximately two horse lengths.
7. Perform a 1 1/4 turn to the left.
8. Walk straight away.

Walk	-----
Jog	- - - - -
Extended Jog	— — — —
Lope	—————
Lead Change	
Back	
Marker	

Follow the instructions of your ring steward.

[WH/3-86]

Pattern Provided by:

Bruce Army, John Dean & Becky George

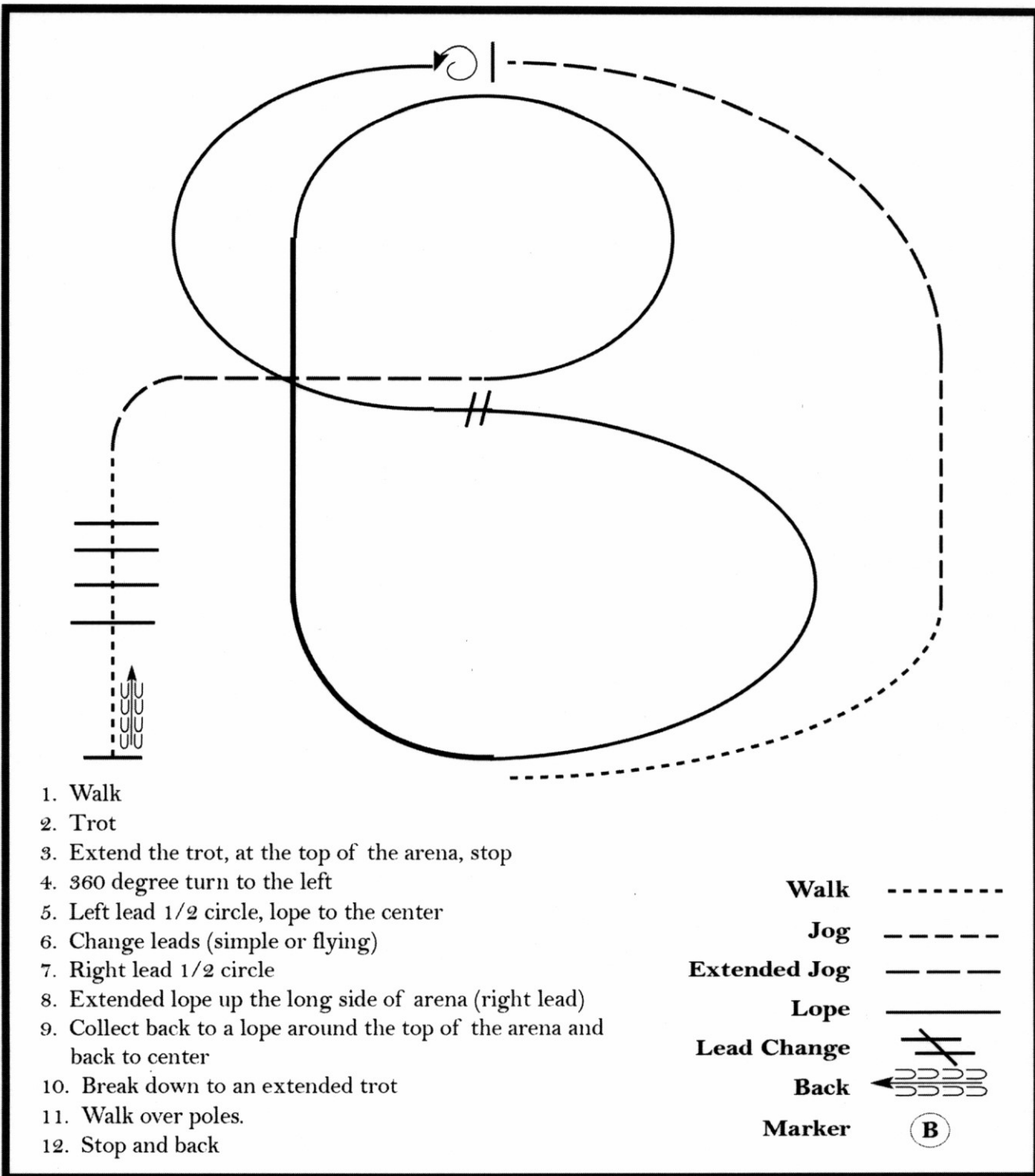
2024 EOQHA SUMMER SIZZLER

RANCH RIDING (ALL CLASSES)

Show Date: August 3 & 4, 2024

www.HorseShowPatterns.com

www.HorseShowPatterns.com



1. Walk
2. Trot
3. Extend the trot, at the top of the arena, stop
4. 360 degree turn to the left
5. Left lead 1/2 circle, lope to the center
6. Change leads (simple or flying)
7. Right lead 1/2 circle
8. Extended lope up the long side of arena (right lead)
9. Collect back to a lope around the top of the arena and back to center
10. Break down to an extended trot
11. Walk over poles.
12. Stop and back

- | | |
|---------------------|--------|
| Walk | |
| Jog | ----- |
| Extended Jog | ----- |
| Lope | ————— |
| Lead Change | // |
| Back | ←————— |
| Marker | ⓑ |

[RR/1]

Pattern Provided by:

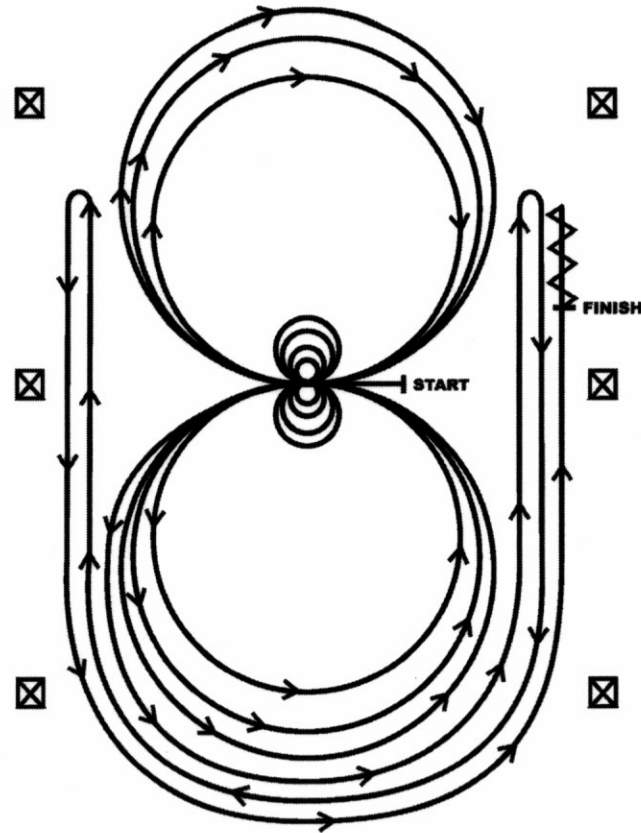
Bruce Army, John Dean & Becky George

2024 EOQHA SUMMER SIZZLER

REINING (ALL CLASSES)

Show Date: August 3 & 4, 2024

REINING PATTERN 6



Horses may walk or jog to the center of arena. Horses must walk or stop prior to starting pattern. Beginning at the center of the arena facing the left wall or fence.

1. Complete four spins to the right. Hesitate.
2. Complete four spins to the left. Hesitate.
3. Beginning on the left lead, complete three circles to the left: the first two circles large and fast; the third circle small and slow. Change leads at the center of the arena.
4. Complete three circles to the right: the first two circles large and fast; the third circle small and slow. Change leads at the center of the arena.
5. Begin a large circle to the left but do not close this circle. Run up the right side of the arena past the center marker and do a right rollback at least twenty feet (six meters) from the wall or fence—no hesitation.
6. Continue back around previous circle but do not close this circle. Run up the left side of the arena past the center marker and do a left rollback at least twenty feet (six meters) from the wall or fence—no hesitation.
7. Continue back around previous circle but do not close this circle. Run up the right side of the arena past the center marker and do a sliding stop at least twenty feet (six meters) from the wall or fence. Back up at least ten feet (three meters). Hesitate to demonstrate the completion of the pattern.

[R/AQHAP-6]

Pattern Provided by:

Bruce Army, John Dean & Becky George

2024 EOQHA SUMMER SIZZLER

SHOWMANSHIP (SHOWMANSHIP CHALLENGE)

Show Date: August 3 & 4, 2024

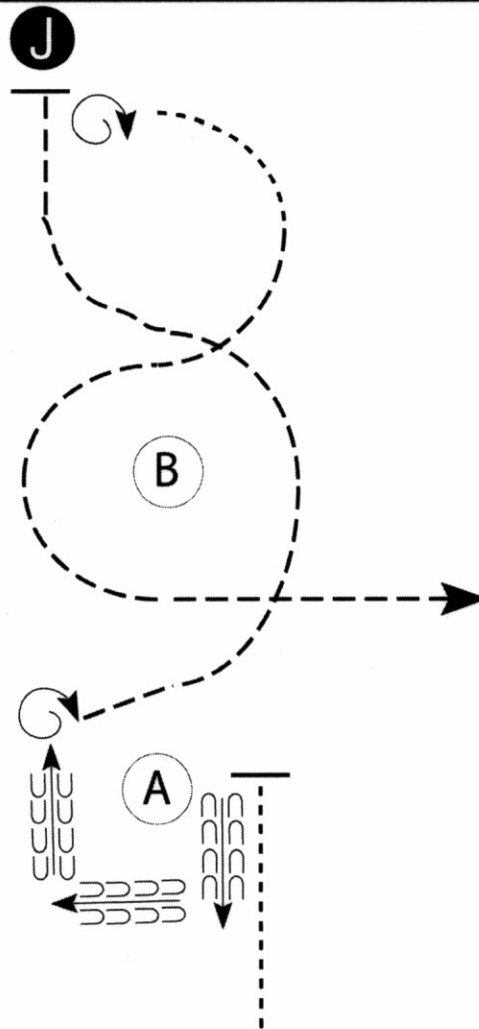
www.HorseShowPatterns.com

www.HorseShowPatterns.com

Be ready before A.

1. Walk to A.
2. Stop and back around A.
3. Perform a 1 3/4 turn.
4. Trot around B and to Judge.
5. Stop and set up for inspection..
6. When dismissed perform a 1 1/4 turn.
8. Walk 1/4 circle.
9. Trot around B and to exit as shown.

Follow the instructions of your ring steward.



Walk	-----
Trot	- - - - -
Back	← ← ← ← ←
Marker	⊙ B
Judge	● J

[S/3-84]

Pattern Provided by:

Bruce Army, John Dean & Becky George

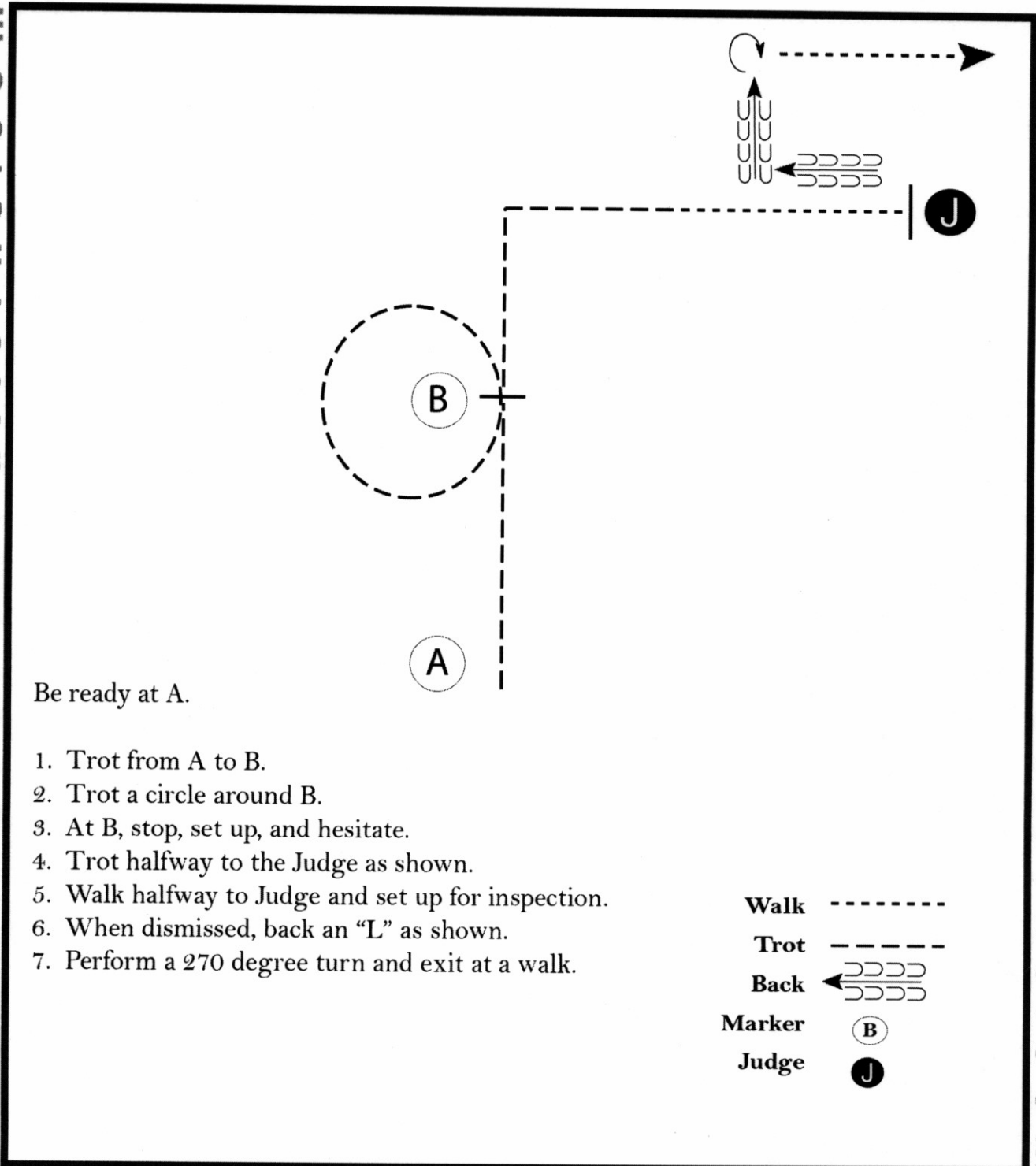
2024 EOQHA SUMMER SIZZLER

SHOWMANSHIP (Rookie and Level 1 Amateur & Youth)

Show Date: August 3 & 4, 2024

www.HorseShowPatterns.com

www.HorseShowPatterns.com



Be ready at A.

1. Trot from A to B.
2. Trot a circle around B.
3. At B, stop, set up, and hesitate.
4. Trot halfway to the Judge as shown.
5. Walk halfway to Judge and set up for inspection.
6. When dismissed, back an "L" as shown.
7. Perform a 270 degree turn and exit at a walk.

- Walk -----
- Trot -----
- Back ← SSSSS
- Marker (B)
- Judge (J)

[S/2-106]

Pattern Provided by:
Bruce Army, John Dean & Becky George

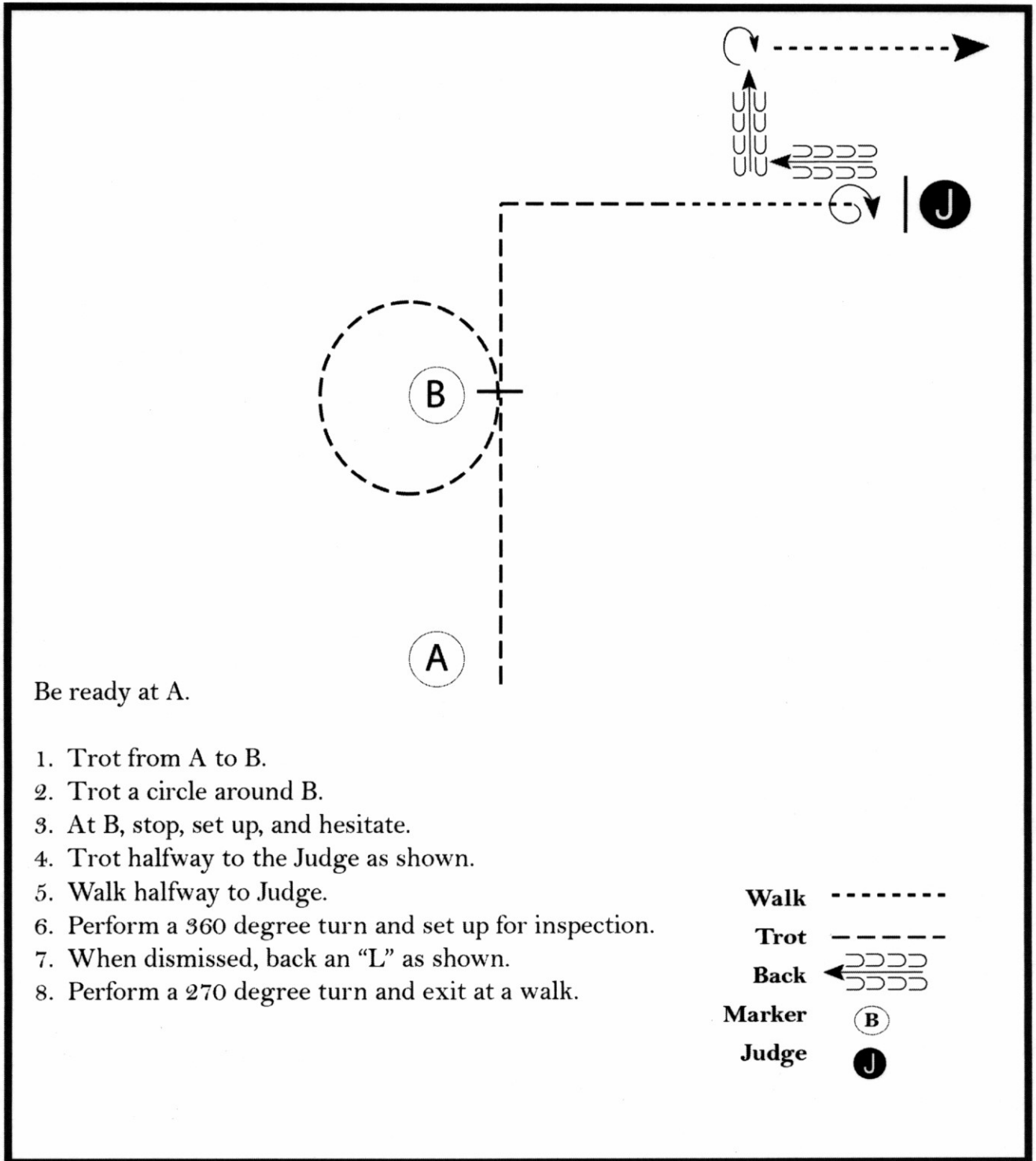
2024 EOQHA SUMMER SIZZLER

SHOWMANSHIP (Youth, Select & Amateur)

Show Date: August 3 & 4, 2024

www.HorseShowPatterns.com

www.HorseShowPatterns.com



[S/3-106]

Pattern Provided by:

Bruce Army, John Dean & Becky George

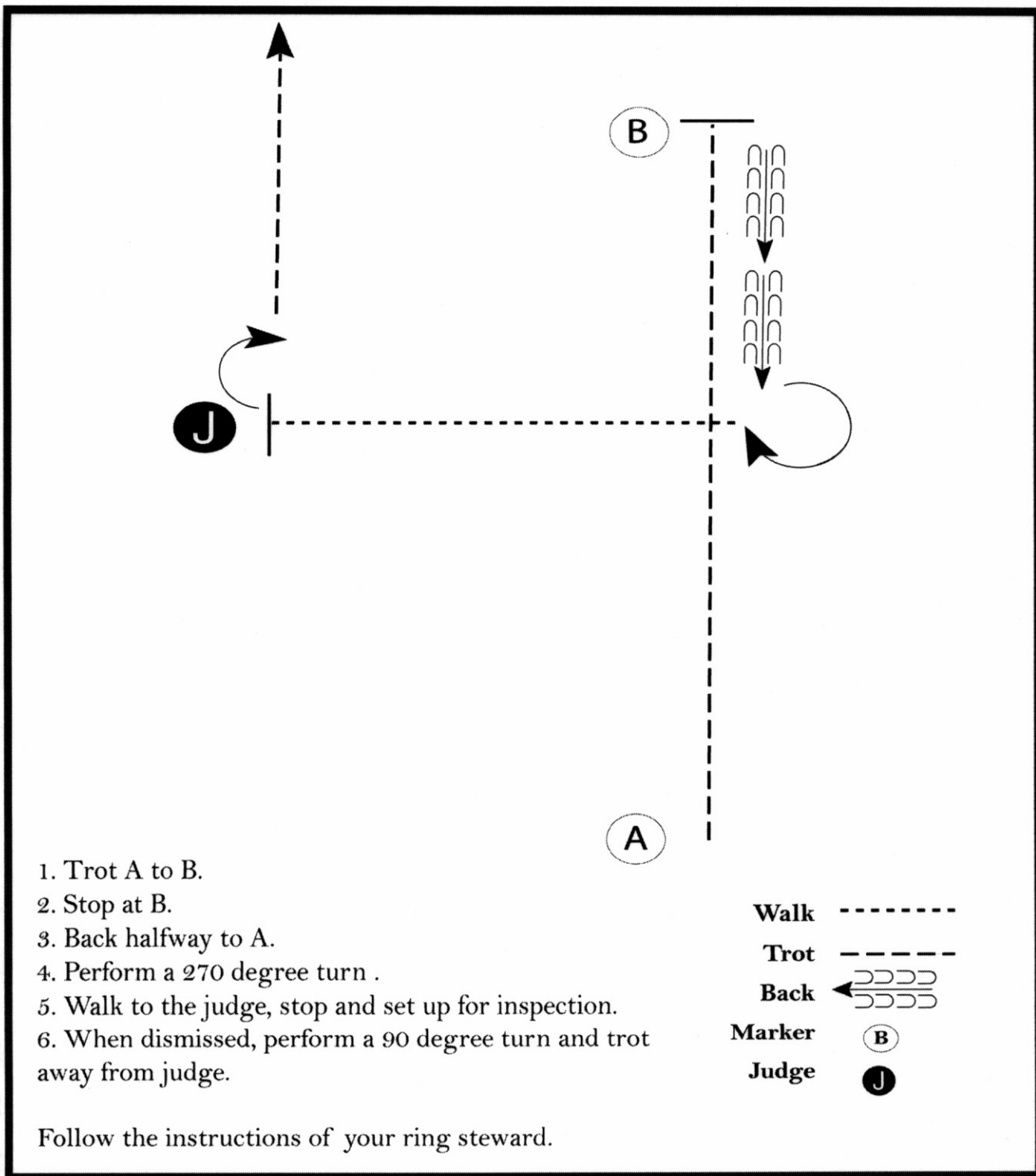
2024 EOQHA SUMMER SIZZLER

SHOWMANSHIP (SMALL FRY)

Show Date: August 3 & 4, 2024

W W W . H O R S E S H O W P A T T E R N S . C O M

W W W . H O R S E S H O W P A T T E R N S . C O M



Follow the instructions of your ring steward.

[SWT-1]

Pattern Provided by:

Bruce Army, John Dean & Becky George

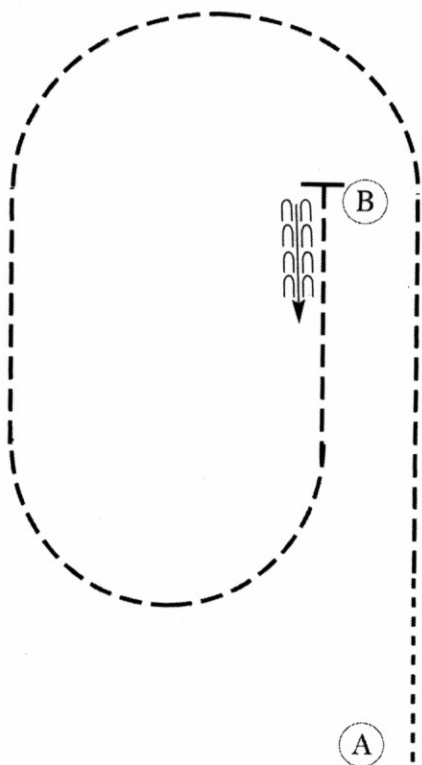
2024 EOQHA SUMMER SIZZLER

HUNT SEAT EQUIT. (LEVEL 1 Youth & Amateur Walk Trot)

Show Date: August 3 & 4, 2024

www.HorseShowPatterns.com

www.HorseShowPatterns.com



Be ready at A.

1. Walk two horse lengths from A.
2. Posting trot on the left diagonal to B.
3. Change diagonals and posting trot on the right diagonal in a half circle and then in a straight line until halfway between B and A.
4. Sitting trot a half circle and then a straight line to B.
5. Stop and back approximately one horse length.

Follow the instructions of your ring steward.

Walk	-----
Trot	- - - - -
Extended Trot	— — — — —
Canter	—————
Leg Yield	
Lead Change	↙ ↘
Back	← 2222 ← 5555
Marker	⊙ B
Sidepass	← — — — ←
Hand Gallop	— — — — —

[HSE/WT-58]

Pattern Provided by:

Bruce Army, John Dean & Becky George

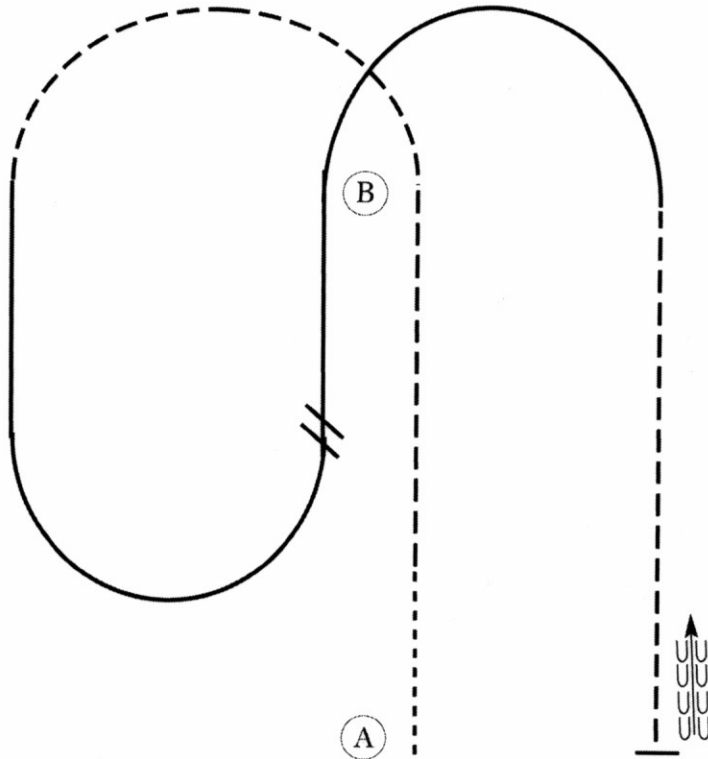
2024 EOQHA SUMMER SIZZLER

HUNT SEAT EQUIT. (Rookie and Level 1 Amateur & Youth)

Show Date: August 3 & 4, 2024

W W W . H o r s e S h o w P a t t e r n s . c o m

W W W . H o r s e S h o w P a t t e r n s . c o m



Be ready at A.

1. Walk two horse lengths from A.
2. Sitting trot to B.
3. Posting trot a half circle on the right diagonal until even with B.
4. Canter a straight line and then a half circle on the left lead until halfway between A and B.
5. Perform a simple lead change.
6. Canter on the right lead to B and then in a half circle until even with B.
7. Posting trot on the left diagonal until even with A.
8. Stop and back approximately one horse length.

Follow the instructions of your ring steward.

Walk	-----
Trot	- - - - -
Extended Trot	— — — — —
Canter	—————
Leg Yield	
Lead Change	— / —
Back	←←←←←
Marker	⊙ B
Sidepass	← — — — —
Hand Gallop	— — — — —

[HSE/1-58]

Pattern Provided by:

Bruce Army, John Dean & Becky George

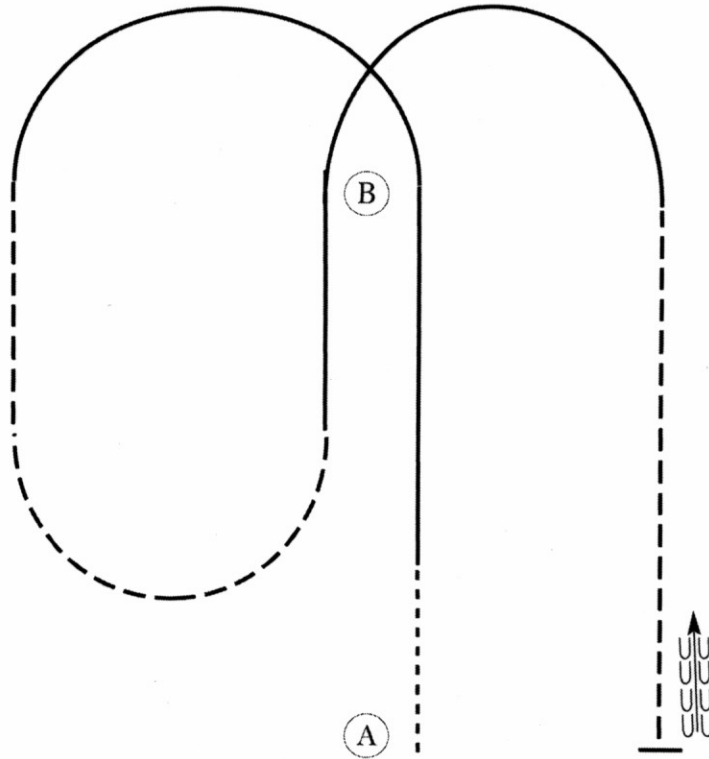
2024 EOQHA SUMMER SIZZLER

HUNT SEAT EQUIT. (Youth, Select & Amateur)

Show Date: August 3 & 4, 2024

www.HorseShowPatterns.com

www.HorseShowPatterns.com



Be ready at A.

1. Walk two horse lengths from A.
2. Canter on the left lead to B. Continue to canter a half circle until even with B.
3. Trot on the right diagonal until halfway between A and B. Continue to trot a half circle until halfway between A and B.
4. Canter on the right lead to B and then canter a half circle until even with B.
5. Trot on the left diagonal until even with A.
6. Stop and back approximately one horse length.

Follow the instructions of your ring steward.

Walk	-----
Trot	- - - - -
Extended Trot	— — — — —
Canter	—————
Leg Yield	
Lead Change	— / —
Back	← ← ← ← ←
Marker	(B)
Sidepass	← — — — — ←
Hand Gallop	— — — — —

[HSE/2-58]

Pattern Provided by:

Bruce Army, John Dean & Becky George

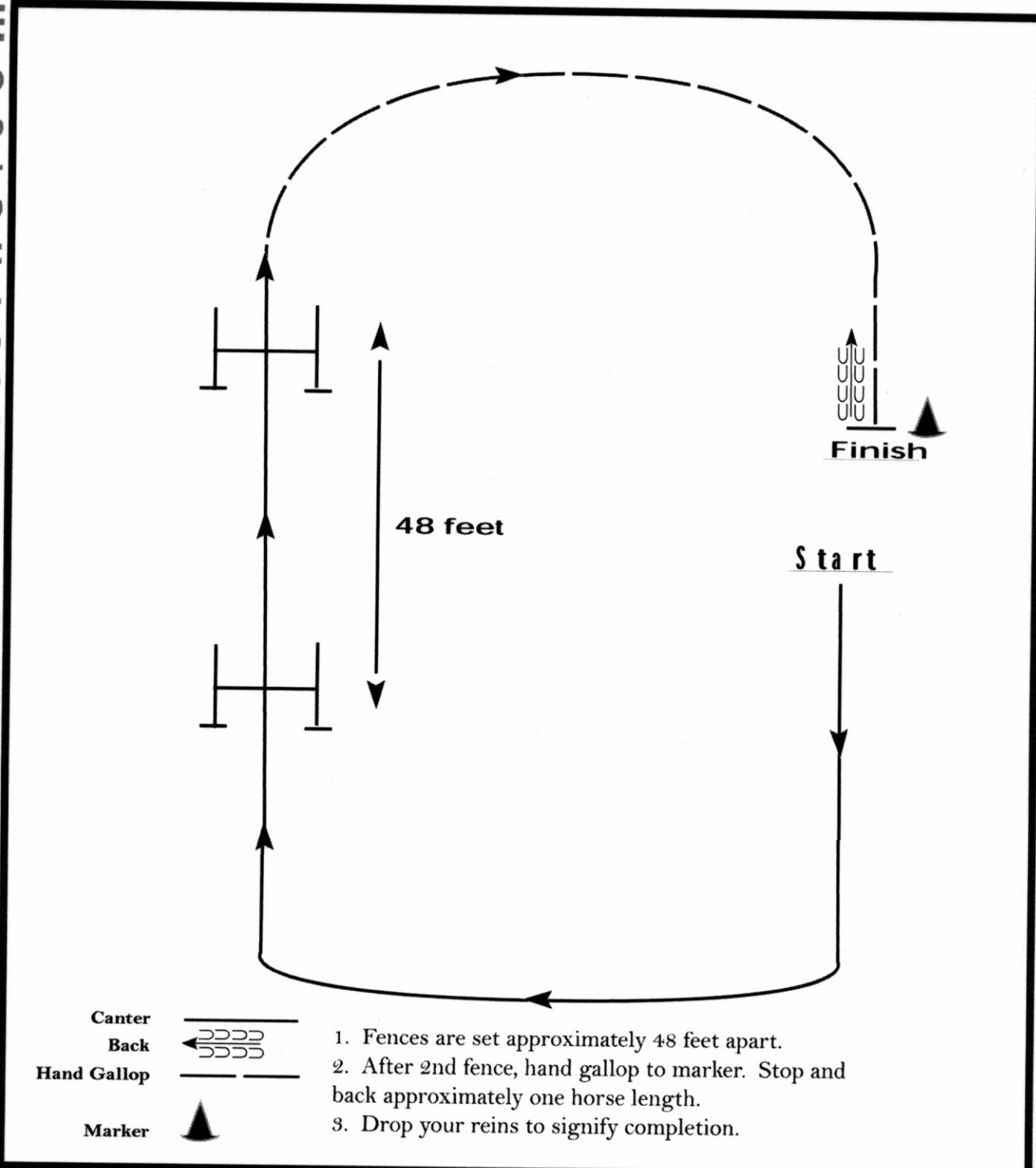
2024 EOQHA SUMMER SIZZLER

HUNTER HACK (ALL CLASSES)

Show Date: August 3 & 4, 2024

www.HorseShowPatterns.com

www.HorseShowPatterns.com



- Canter Back
- Hand Gallop
- Marker

1. Fences are set approximately 48 feet apart.
2. After 2nd fence, hand gallop to marker. Stop and back approximately one horse length.
3. Drop your reins to signify completion.

[HH/48-2]

Pattern Provided by:

Bruce Army, John Dean & Becky George