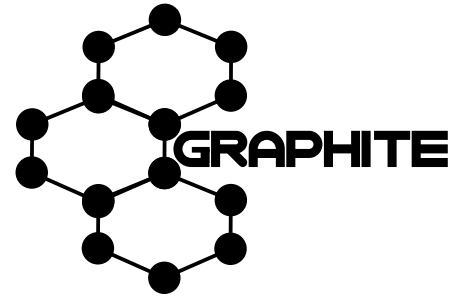


# 1 LITRE SOAP DISPENSER



- CONSTRUCTED IN FROM MILD STEEL WITH AN EPOXY GRAPHITE GREY PAINTED FINISH.
- FITTED WITH A QUALITY PUSH LOCK WITH KEY OPERATION.
- AVAILABLE IN FOUR DIFFERENT FINISHES
- TRANSLUCENT PUMP WITH MARINE GRADE STAINLESS STEEL SPRING.
- 1LTR RESERVOIR WITH 1ML PUMP.
- PERFECT UNIT FOR ANY WASHROOM ENVIRONMENT.
- PRODUCT BRANDING AVAILABLE FOR ADDED PERSONALISATION.
- DESIGNED & HAND BUILT IN THE UK.

## AVAILABLE IN MULTIPLE FINISHES



SYNERGISE

BRUSHED S/S



SYNERGISE

POLISHED S/S



GRAPHITE

GRAPHITE GREY



ENDURANCE

WHITE METAL

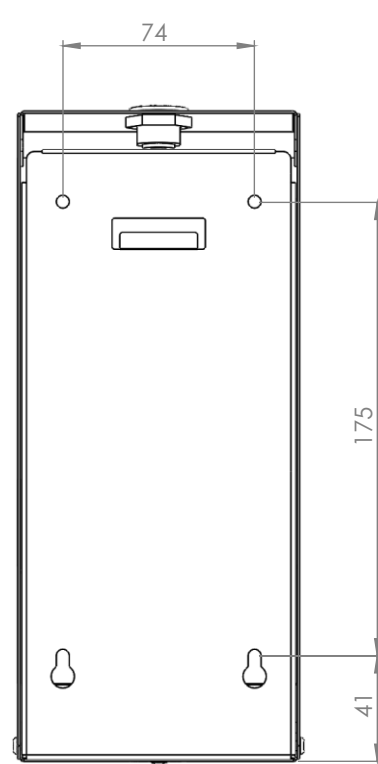
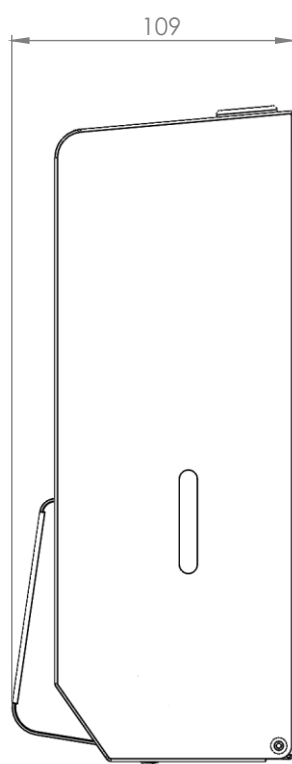
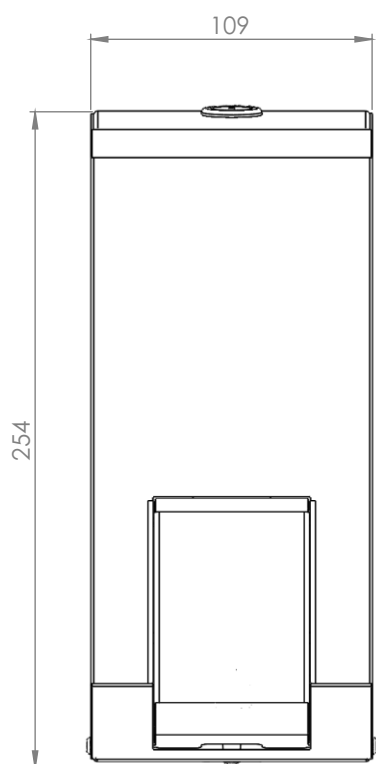
CODE:  
PL20LMBS

CODE:  
PL20LMPS

CODE:  
PL20LMGY

CODE:  
PL20LMWH

DIMENSIONS IN MM:-



OPEN VIEW OF DISPENSER:-



THE SYMBOL OF A GENUINE DISPENSER