

Limited Warranty

J & J Global, LLC (Seller) warrants to the original Buyer only, that each product will be free from defects in material and workmanship for a period of one (1) year from date of purchase. SELLER'S SOLE OBLIGATION AND BUYER'S EXCLUSIVE REMEDY UNDER THIS LIMITED WARRANTY SHALL BE THE REPAIR OR REPLACEMENT OF PARTS, WITHOUT CHARGE, WHICH ARE DEFECTIVE IN MATERIAL OR WORKMANSHIP. ANY PARTS AS DETERMINED BY THE SELLER WHICH HAVE BEEN MISUSED; ABUSED OR DAMAGED EITHER DIRECTLY OR INDIRECTLY FROM REPAIRS OR ALTERATIONS ATTEMPTED BY UNAUTHORIZED PERSON; IMPROPER MAINTENANCE, NEGLIGENCE OR ACCIDENT ARE NOT COVERED BY THIS LIMITED WARRANTY. This warranty does not apply to damage, heat-induced coloration changes, scratching or alteration due to normal use or weathering. To make a claim under this Limited Warranty, email contact@ezreplacement.com or visit www.ezreplacement.com for warranty questions and claims.

Additional Limitations

THIS LIMITED WARRANTY DOES NOT APPLY TO ACCESSORY OR CONSUMABLE ITEMS RELATED TO THIS PRODUCT. ALL IMPLIED WARRANTIES SHALL BE LIMITED IN DURATION TO ONE (1) YEAR FROM DATE OF PURCHASE. IN NO EVENT SHALL SELLER BE LIABLE FOR ANY INCIDENTAL OR CONSEQUENTIAL DAMAGES, INCLUDING BUT NOT LIMITED TO LIABILITY FOR LOSS OF PROFITS, ARISING FROM THE SALE OR USE OF THIS PRODUCT.

If any provision of this Limited Warranty is for any reason held to be invalid or unenforceable, such provision shall not affect any other provision herein, this Limited Warranty shall be construed as if such invalid and/or unenforceable provision had never been contained herein.

This warranty gives you special legal rights, and you may also have other rights which vary from state to state.

This warranty contains the entire agreement between Seller and Buyer and supercedes any and all prior agreements, arrangements, or understandings between the parties relating to product warranty.

Due to ongoing product development the actual product or products may vary from the illustrations or photos shown within this manual.

For Manuals, Replacement Parts or Customer Service visit:
www.ezreplacement.com

This product is intended for residential, non-commercial use.

⚠ WARNING


This product can expose you to lead, a chemical known to the state of California to cause cancer, birth defects and/or other reproductive harm. For more information go to www.p65warnings.ca.gov/product

MADE IN CHINA
©2020 J & J Global, LLC
Distributed By:
J & J Global, LLC
Irving, TX 75038

EZ
Replacement

www.EZreplacement.com

Customer Service Made EZ!



- User Friendly Interface
- Download Product Manuals
- Email your questions or concerns
- File Warranty Claim
- Follow-up within 24 Hrs
- Parts Ship within 48 Hrs.



Parts distribution made from our Carrollton, TX warehouse facility


ATTENTION!

Please do not return this product to the retailer.
If you are missing or have damaged parts please email
contact@ezreplacement.com Or Call 877-477-2264



Patio Premier 3pc Balcony Set

SKU: 203028



Care Instructions

Most metal outdoor furniture is finished with paint, varnish, or powder coating to prevent rust. While aluminum doesn't rust—it can oxidize (causes pitting & dulls the finish). So maintaining your furniture will extend its life & make it easier to clean.

- Wash all frames with a solution of mild soap (like dish soap) and water.
- Rinse with clean water and dry with a soft absorbent cloth towel to remove buildup of dirt particles.
- **DO NOT** clean with abrasive materials or solvents to avoid scratching or damaging your set.
- Frames can be treated with a liquid wax for maximum protection against UV rays and/or salty, damp air.
- Store furniture in an upright position to prevent water building up in frames, as this will cause corrosion and freeze damage in cold climates.
- Consider covering your furniture when not in use for long periods of time (and during bouts of inclement weather).

Read the instructions and precautions before use of this product


Please keep this instruction manual for future reference

For warranty information, please refer to the back page of this instruction manual.

Package Contents

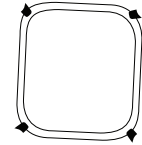
A

x1



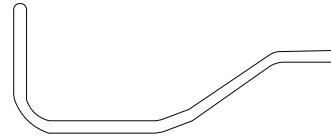
B

x2



C

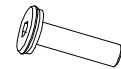
x4



D

x8

M6*48



E

x16



F

x8



G

x8



H

x4



I

x1



J

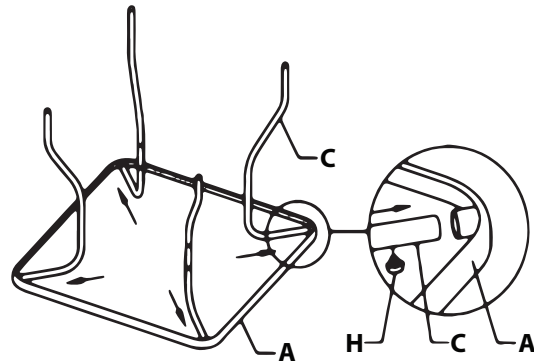
x1



 **Warning:** This product contains small parts that should be kept away from children.

1

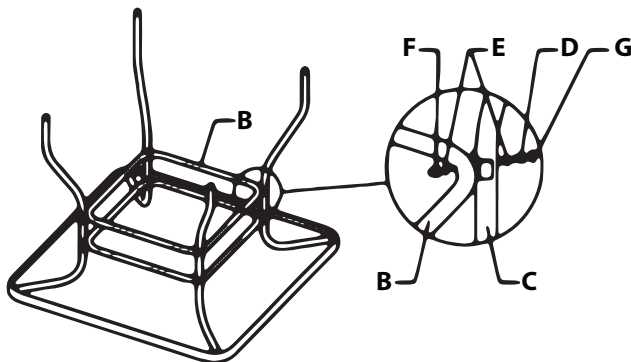
Assemble according to illustration.



CAUTION: Do not over tighten fasteners

2

Assemble according to illustration.



3

Flip fully assembled table right side up.



4

Flip fully assembled table right side up.

