



DECON SYSTEMS & COOLING STATIONS

TYPES

1 Lane 1 Stage

1 Lane 2 Stage

3 Lane 2 Stage

Cooling Station

TIME TO DEPLOY:
60 Seconds



SELF SUPPORTING SHELTER WITH INTEGRATED PLUMBING CURTAINS AND BASINS

Only UniFold can claim the fastest and easiest deployment in the industry. These shelters deploy in as little as 60 seconds and can be reused hundreds of times due to their one-piece construction. There are no free parts to lose or break.

Deploy them on any surface (grass, gravel, sand, asphalt or concrete), with no need for pegs or ropes.

The twin wall rigid panel walls and floor make them suited to resisting extreme wind and rain. UniFold easily adapts to the most challenging emergencies where seconds count!

Only UniFold is practically indestructible while fabric tents and inflatables are easily punctured and abraded when dragged.

UNIFOLD

The Fastest and Easiest Deployment,
Period.

P: 416 840 6321

E: steveo@unifoldshelters.com

W: www.unifoldshelters.com

1 Parratt Road
Uxbridge, Ontario, Canada
L9P 1R1

INTERIOR LAYOUTS

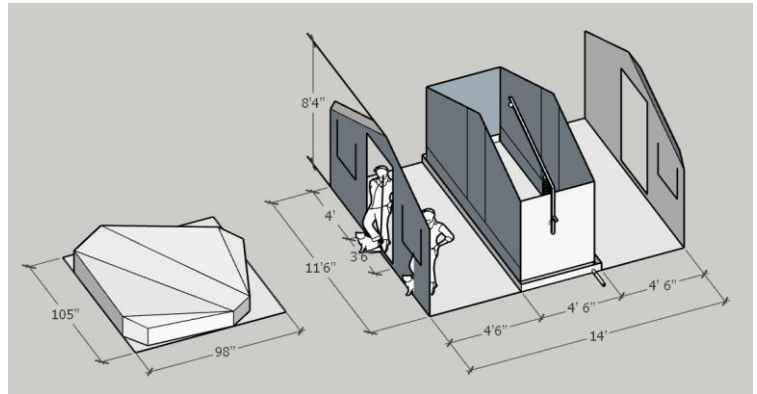
One Lane One Stage

Undress/Wash/Redress

11'x14'x8' deployed

8'8"x8'3"x16" packed

150 lbs



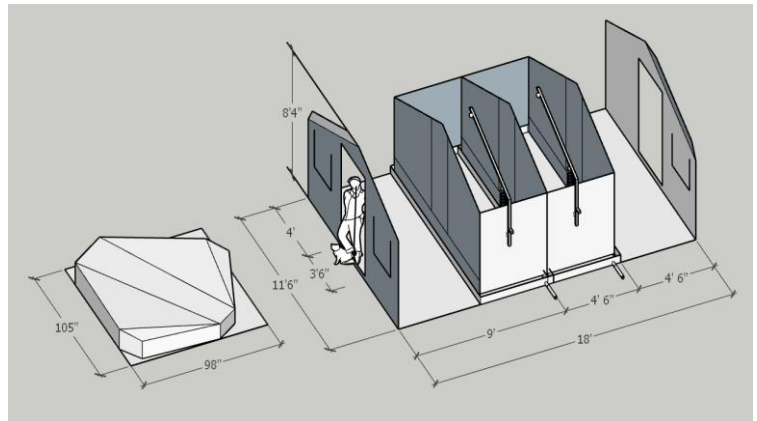
One Lane Two Stage

Undress/Wash/Rinse/Redress

11'x18'x8' deployed

8'8"x8'3"x16" packed

190 lbs



Three Lane Two Stage

2 ambulatory lanes (male/female)

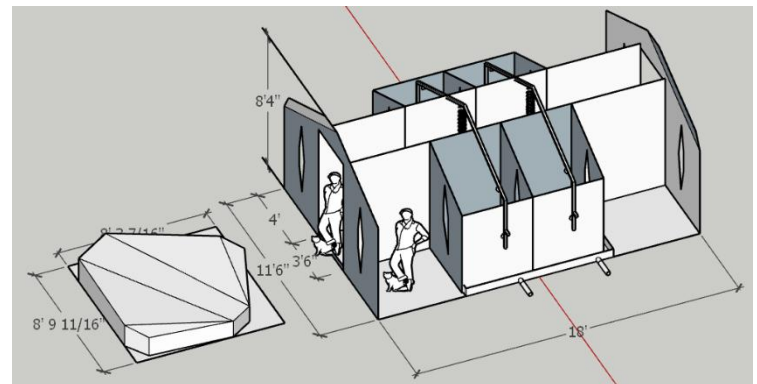
Undress/Wash/Rinse/Redress

Center non-ambulatory lane

11'x18'x8' deployed

8'8"x8'3"x16" packed

225 lbs



Cooling/Muster Station

Fully open interior

13'x20'x8' deployed

8'8"x8'3"x16" packed

180 lbs excluding HVAC unit

14000 BTU HVAC (110 VAC @ 12 A)

