





# THE SMITHTOWN HUNT



## GUIDELINES



SMITHTOWN HUNT PHONE  
(631) 909-2940

Email: [thesmithtownhunt@aol.com](mailto:thesmithtownhunt@aol.com)  
<https://smithtownhunt.com/>

While there are universal guidelines for hunting,  
each hunt has its own, and on any given day,  
the Masters may choose to amend these guidelines.

For more information on Fox Hunting:  
Masters of Foxhounds Association  
<https://mfha.com>

illustrations- Betty Babcock



THE SMITHTOWN HUNT WAS ORGANIZED IN 1900 AND RECOGNIZED BY THE MASTERS OF FOXHOUNDS ASSOCIATION IN 1906. THE SMITHTOWN HUNT IS NOW THE ONLY HUNT SURVIVING ON LONG ISLAND. FOR MANY YEARS, WE HUNTED BOTH LIVE AND DRAG, BUT IN RECENT YEARS HAVE BECOME EXCLUSIVELY A DRAG HUNT. THIS MEANS THAT A SCENT IS LAID ON THE GROUND, AND IT IS THAT SCENT OF THE FOX THAT THE HOUNDS FOLLOW. *WE ARE A NO KILL HUNT.*

THE SMITHTOWN HUNT MAINTAINS AND BREEDS A PACK OF FOXHOUNDS THAT ARE REGISTERED WITH THE MASTERS OF FOXHOUNDS ASSOCIATION. THE HUNT STAFF ASSISTS IN THE CARE, FEEDING AND EXERCISING OF THE PACK WHICH IS SUPERVISED BY OUR JOINT MASTERS AND HUNTSMAN.

THE SMITHTOWN HUNT IS A SECTION 501(C) (3) NON-PROFIT CHARITABLE ORGANIZATION, WHOSE MISSION IS CONSERVATION, PRESERVATION AND EDUCATION.

THE FOLLOWING PAGES ARE YOUR GUIDELINES WHEN FOX HUNTING WITH THE SMITHTOWN HUNT. THEY WILL PREPARE YOU FOR A SAFE AND KNOWLEDGEABLE DAY OF FOX HUNTING. YOU WILL LEARN THE TRADITIONS, THE THRILL OF WATCHING THE HOUNDS WORK AND MAKE NEW FRIENDS.

TALLY HO!

## TABLE OF CONTENTS

HUNT COUNTRY - 1

WHO'S WHO IN THE HUNT FIELD - 3

HUNTING ETIQUETTE - 4-5

POSITIONS IN THE HUNT FIELD - 5

CALLS TO BE FAMILIAR WITH - 6

HUNTING ATTIRE - 7-12

HORSE AND TACK - 13

TEAS - 13

CAPPING WITH SMITHTOWN HUNT - 14

---

### *THE THREE FLIGHTS IN THE HUNT FIELD*

A PLACE IN THE HUNT FIELD FOR ALL LEVELS OF RIDERS.




**FIRST FLIGHT** PACE GOES WITH THE  
MOVEMENT OF THE HOUNDS, JUMPING  
ANY JUMPS ALONG THE WAY.



**SECOND FLIGHT** GOES AT THE SAME  
PACE AT FIRST FLIGHT BUT JUMPING  
IS AT THE DISCRETION OF THE  
FIELD MASTER.



**THIRD FLIGHT** GOES AT A MUCH  
SLOWER PACE (WALK, TROT) WITH  
THE FLIGHT LEADER TAKING SHORT  
CUTS TO KEEP YOU IN HOUNDS VIEW.



## OUR HUNT COUNTRY


Long Island is the residue of the melting glacier 21,000 years ago that formed flat land with rich, sandy soil and plains favoring farming, dairy, and small livestock. Today we hunt on land parcels ranging from 800 acres to 6,000 acres- consisting of wooded preserves and parks, potato fields, and remains of the grand sporting estates.

Enjoy hunting and please respect the land owners. Thank them when you see them and leave behind no trash - pick up even if it is not yours.


We treasure every acre that we are allowed to hunt on.




WE HUNT THE FIELDS...



WE HUNT THE WOODS...



IN



OUT



## WHO'S WHO IN THE HUNT FIELD

THE MASTER OF FOXHOUNDS ("MFH") is the person or persons responsible for the kennels and showing good sport in the field. They run the day-to-day operations of the hunt. They work with landowners to preserve the land hunted on, and are responsible for carrying out the mission of the hunt, membership and both riding and tea events.

THE HUNTSMAN is the person who controls the hounds in the field to give a good day's sport. He/She gives direction to the Whippers-in in the field, and know each hound by name, color, markings and ability in the field.

THE WHIPPERS-IN are staff members who assist the Huntsman in the control of the hounds in the field and the kennels. They also are responsible to walk hounds during and after the hunt season. They assist the Huntsman in exhibitions, parades, hound walking and hound shows.

THE FIELD MASTER is the person who leads the field in the pursuit of the fox (scent) to keep up with the hounds, but keeping a safe distance from the staff and hounds at work. There is a Field Master for each flight, First, Second, Third and hilltopping flights.

THE FIELD consists of members and cappers who are riding with the hunt that day.

CAPPERS are invited guests riding with the hunt that day.

THE KENNELMAN is responsible for the hounds general care and health, keeping kennels in good clean and healthy operational order. Works closely with the Huntsman.

## HUNTING ETIQUETTE

Riding membership is by invitation of the Masters only.

Children under 12 must be accompanied by a parent only. A senior in the Smithtown Hunt is 18 years old or older.

Always give a greeting to Masters and staff. They have worked hard to make your day safe and fun.

Professionals and barns are required to prepare a list of riders and their horses to be given to the Honorary Secretary before the hunt begins. They are to present their capping fee, signed releases and introduce their riders to the Honorary Secretary.

Horses and riders must qualify to ride in the hunter trials and special classes in the horse show by hunting a defined number of times during that hunt season.

Never pass the Field Master of your flight.

Stallions are permitted in the field with special permission only.

No smoking. No drinking on roads. All cell phones are to be used only in the event of an emergency.

Subscribers may not contact landowners, public officials, etc. without prior permission from a Master.

All expenditures must be reviewed by a Master first.

Any horse found to refuse fences will be asked to ride to the rear.

Kickers must have red ribbons on their tails and may be asked to leave the field.

Always inform your Field Master if you wish to leave the field or move up or down a flight. The Field Master must keep track of everyone behind them for safety.

When you prematurely leave the hunt, do not interfere with the working of the hounds, staff or Huntsman. Get directions from the Field Master and make every effort not to cross the scent line.

Never interfere with a hound using your voice or whip; this is for the Huntsman and his staff.



Green horses should always start in third flight then gradually move up at the appropriate time and always wear a green ribbon on their tails.

Be careful not to block driveways, roads, etc. with your trailer. Be considerate of others.

Do not sweep trailers out on parking lots or private property. Be considerate of our landowners.

If you are riding another horse other than your usual, inform the Honorary Secretary.

No one is permitted to ride on hunt country on non-hunting days. The hunt has permission to ride as a group on specific days, many times by permit only.

At the end of the day, follow the hounds back to the hound van and remain there until the hounds have finished their reward and are safely back in the hound van. Thank your Masters and staff for the day's sport.


Please be on time for all meets and arrive at least 30 minutes prior to scheduled time on fixture card. The time on your fixture card designates the time the hounds will be cast. Our schedule is contingent on weather and other factors and is therefore subject to change. The hunt phone is updated every Wednesday and Sunday evenings, but *please call the hunt phone the morning of the hunt* to confirm that day's meet. Hunt Phone (631) 909-2940.

## POSITION IN THE FIELD

Seniors with Colors: Those with seniority ride first in line behind the Field Master.

Seniors without colors and juniors "with buttons" follow seniors with colors. Junior members without buttons follow seniors without colors and juniors with buttons.

Members who bring out guests are responsible to ride with their guests in the rear of the flight that their guest is qualified to ride. Visiting Masters are always invited to ride forward behind the Field Master. Visiting staff is invited to ride with the Whippers-in or Huntsman upon their request.



## CALLS TO BE FAMILIAR WITH

**HOLD HARD** - means stop where you are! It is signaled by a vertically raised forearm. Raise your own arm to alert riders behind you.

**TRACK** - means to ride single file.

*"Hounds Please"* for hounds, Huntsman, Whipper-ins, etc. means - they have the right of way. Make room for them to pass. If reversing, turn your horses head to passersby.

**QUIET** means exactly that – Quiet!!


When riding first or second flight, you are expected to keep up. Guests who are unsure of their mounts should start in second flight. Inform your Field Master if you wish to move up or back.

Riding privileges are subject to the discretion of the Masters. Any rider, regardless of seniority or colors, may be asked to leave the field for any reason, including, but not limited to, safety of horse or rider, improper etiquette, interference of Huntsman, hounds or field or destruction of property.



## THE SMITHTOWN HUNT PROPER HUNTING ATTIRE

PROPER HUNTING ATTIRE IS PART OF THE TRADITION OF FOX HUNTING; IT IS RIGIDLY CONVENTIONAL, BUT THE MOST PRACTICAL UNDER THE CONDITIONS OF WEATHER AND TERRAIN. SOME OF THE PLEASURES OF HUNTING COME FROM THE TRADITIONAL DRESS CODE. EACH HUNT HAS ITS OWN HUNTING ATTIRE. THE FOLLOWING IS THAT WHICH IS WORN BY THE THE SMITHTOWN HUNT. THE OFFICIAL COLOR FOR THE SMITHTOWN HUNT IS PURPLE.



**DURING FORMAL SEASON- Wednesday's attire is ratcatcher (informal). Sunday's attire after Opening Hunt until Closing Hunt is formal.**

ATTIRE TO BE NEAT AND WORKMAN-LIKE. Jackets should be buttoned at all times, no show coats and make sure you have the correct number of buttons. Chaps are not permitted in the hunt field; they may be worn for hound walking with the permission of the Masters. **safety is first and safety vests are accepted and can be worn either under your coat or outside.**

Do not chew gum while riding.

Cell phones are to be turned off and used for emergencies only.

Leave business at home or stay home.

No sunglasses please. Please wear clear eye protection.

RAIN GEAR AND SKI JACKETS are to be dark in color - only worn by permission of the Masters or Field Master in charge. Always bring your riding jacket.

HUNTING WITH ANOTHER HUNT without an invitation to wear your colors the following may be worn: black hunt coat (no show coats) without hunt colors and hunt buttons, yellow tattersall vest with plain buttons, black boots (no brown or patent leather tops) and white stock tie.

FLASKS AND SANDWICH CASES

Men - hunting flask attached to front of saddle and sandwich case, only, attached to saddle "D" rings.

Ladies - hunt flask and sandwich case combined attached to saddle "D" rings.

## FORMAL ATTIRE

### GENTLEMEN WITH THE SMITHTOWN HUNT COLORS

White hunting shirt.

White breeches.

Black dress boots with tan tops.

Single breasted scarlet frock coat "Pink" - with rounded corners and with purple collar, brass Smithtown Hunt hunt buttons- three on the front, two or three smaller hunt buttons on each cuff, and two hunt buttons on the back or:

Black frock coat (same cut as scarlet) with purple collar, Smithtown Hunt black and white hunt buttons- three in the front, two or three smaller buttons on each cuff and two buttons on the back.

Canary vest with brass Smithtown Hunt buttons.

White hunting stock tie with plain gold horizontal safety pin – point going away from the heart- tails of tie should be pinned to shirt.

Spurs - optional - short neck, no rowels.

Riding bats - optional - are to be carried in hand not boots.

Proper flasks and sandwich boxes- optional.

White string or brown leather gloves.

Black velvet ASTM approved safety helmet - must be worn with secured chin strap - no exceptions.

Clear eye protection required - no sunglasses please.

### LADIES WITH THE SMITHTOWN HUNT COLORS

White hunting shirt.

Beige or canary breeches.

Black dress boots with patent leather tops.

Black Melton riding jacket with purple collar Smithtown Hunt black and white buttons- three on the front, two or three smaller hunt buttons on each cuff, and two hunt buttons on the back.

No scarlet coats for Ladies.

Black shadbelly with purple collar, Smithtown Hunt black and white buttons- six on the front and two or three smaller hunt buttons on each cuff, two hunt buttons on the back.

Canary vest with brass Smithtown Hunt buttons.

White hunting stock tie with plain gold horizontal safety pin – point going away from the heart- tails of tie should be pinned to shirt.

Spurs - optional - short neck, no rowels.

Riding bats - optional - are to be carried in hand not boots. Proper flasks and sandwich boxes- optional

White string or brown leather gloves.

Hairnets required (no show nets with decoration).

No perfume. Small jewelry allowed.

Black velvet ASTM approved safety helmet - must be worn with secured chin strap - no exceptions.

Clear eye protection required - no sunglasses please.



## FORMAL ATTIRE

### LADIES WITHOUT COLORS

White hunting shirt.  
Beige or canary breeches.  
Black leather dress boots - no boots with laces/buckles/straps.  
Black melton riding jacket with three plain black buttons on the front and two or three plain smaller black buttons on each cuff.  
Canary vest with plain gold colored buttons.  
White stock tie with plain horizontal gold safety pin- point going away from heart. Tails of tie should be pinned to shirt.  
Spurs optional - blunt no rowels.  
Riding bats - optional – are to be held in hand, not boots.  
Proper flasks and sandwich cases- optional.  
White string or brown leather gloves.  
Ladies-no perfume. Small jewelry allowed.  
Hairnets required (no show nets with decoration)  
No show coats please.  
Black velvet ASTM approved safety helmet - must be worn with secured chin strap - no exceptions.  
Clear eye protection required - no sunglasses please.

### GENTLEMEN WITHOUT COLORS

White hunting shirt.  
Beige or canary breeches.  
Black leather dress boots - no boots with laces/buckles/straps.  
Black Melton riding jacket with three plain black buttons on the front and two or three plain smaller black buttons on each cuff.  
Canary vest with plain gold colored buttons.  
White stock tie with plain horizontal gold safety pin- point going away from heart. Tails of tie should be pinned to shirt.  
Spurs optional - blunt no rowels.  
Riding bats - optional – are to be held in hand, not boots.  
Proper flasks and sandwich cases- optional.  
White string or brown leather gloves.  
No show coats please.  
Black velvet ASTM approved safety helmet - must be worn with secured chin strap - no exceptions.  
Clear eye protection required - no sunglasses please.

### MFH (LADIES / GENTLEMAN) AND STAFF

Scarlett coat with square corners and purple collar, Smithtown Hunt brass buttons- four buttons on the front, two or three smaller buttons on each cuff and two buttons on the back.  
Smithtown Hunt brass buttons on canary vest.  
No show coats please. Brown leather, string or yellow chamois gloves.  
Black velvet ASTM approved safety helmet - must be worn with secured chin strap - no exceptions.  
Clear eye protection required - no sunglasses please.

## FORMAL ATTIRE

### HUNTSMAN

Scarlett coat with purple collar, five buttons on the front, three or four hunt buttons on each cuff and two hunt buttons on the back. Smithtown Hunt brass buttons on canary vest.

### JUNIORS WITH BUTTONS

(SMITHTOWN HUNT COLORS NOT AWARDED UNTIL AGE 18)

White hunting shirt.

Beige or canary breeches.

Black leather dress boots - no boots with laces/buckles/straps.

Black Melton riding jacket- no purple collar- Smithtown Hunt black and white buttons- three buttons on the front and two or three smaller buttons on each cuff.

Canary vest with the Smithtown Hunt brass buttons.

White hunting stock tie with plain gold horizontal safety pin - point going away from heart. Tails of tie should be pinned to shirt.

Spurs - optional - blunt no rowels.

Riding bats - optional - are to be held in hand not boot.

White string or brown leather gloves.

Hairnets required for girls only.

No perfume, small jewelry allowed.

Boys may not wear tan tops on boots or scarlet coats.

Girls may not wear a purple collar.

No show coats please.

Black velvet ASTM approved safety helmet - must be worn with secured chin strap - no exceptions.

Clear eye protection required - no sunglasses please.

### JUNIORS WITHOUT BUTTONS (JUNIOR FORM OF "COLORS")

Same as corresponding juniors, except girls and boys, wear plain black buttons on their Melton jackets and plain gold colored buttons on vest. No show coats please.

Black velvet ASTM approved safety helmet - must be worn with secured chin strap - no exceptions.

Clear eye protection required - no sunglasses allowed.

### CAPPERS – ADULTS AND JUNIORS

Ratcatcher on weekdays and formal on Sundays.

Horse show clothes or same as juniors without buttons (subdued jacket, beige, canary or rust breeches).

Field boots or half chaps with jodphur boots are allowed.

Please consult the Honorary Secretary.

Black velvet ASTM approved safety helmet - must be worn with secured chin strap - no exceptions.

Clear eye protection required - no sunglasses please.

NON- FORMAL ATTIRE  
PRE-SEASON CUBBING AND AFTER FORMAL SEASON

STAFF

Cubbing and end of season Bye Days are considered informal. Red shirt or red staff jacket, no stock tie necessary, tan, canary or rust breeches. No white breeches. Brown or yellow chamois gloves. No boots with tan tops. Safety is first and safety vets are accepted and can be worn either under your coat or outside.

LADIES AND GENTLEMEN

Tweed hacking coat (no shooting tweeds), ratcatcher, riding shirts with round collars, tattersall or white stock ties (see stock tie information below), long or bow tie. Canary or tattersal vest. Tan, rust or canary breeches. Brown leather or yellow chamois gloves. No boots with tan tops.

JUNIORS (UNDER 18 YEARS OF AGE)

Tweed hacking coat (no shooting tweeds), ratcatcher, riding shirts with round collars, tattersall or white stock ties (see stock tie information below), long or bow tie. Canary or tattersal vest. Tan, rust or jodphur breeches with brown jodphur boots and straps. Brown jodphur boots with half-chaps or black tall boots (no tan tops). Brown leather or yellow chamois gloves.

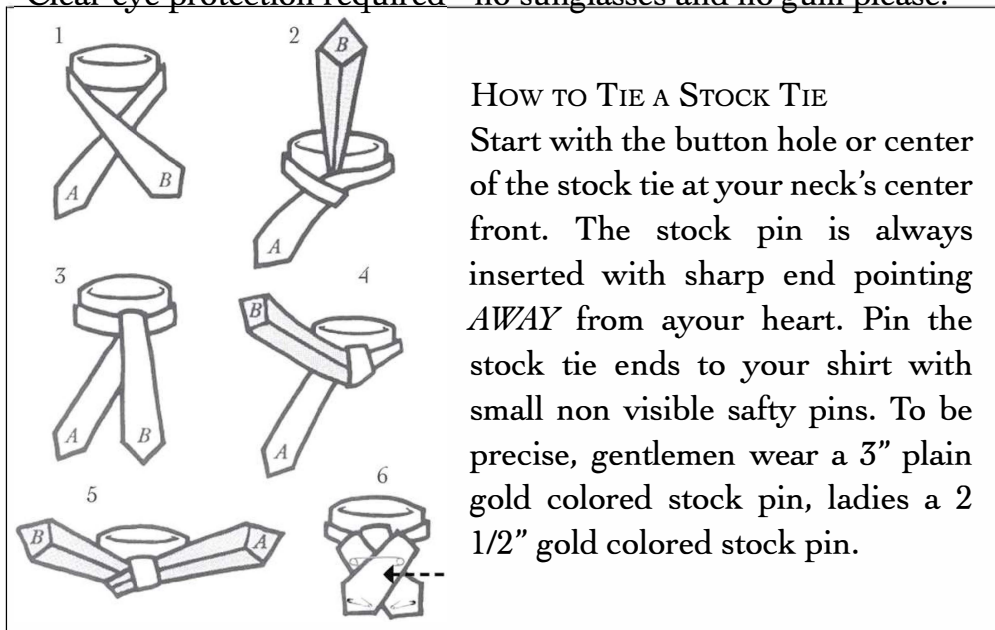
CAPPERS

Tweed hacking or dark colored show coat (no shooting tweeds), ratcatcher, stock tie (see stock tie information below), long or bow tie, or ratcatcher collar, tan, rust or canary breeches. Brown leather or yellow chamois gloves. No boots with tan tops.

Applies to ALL -

Black velvet ASTM approved safety helmet - must be worn with secured chin strap - no exceptions.

Clear eye protection required - no sunglasses and no gum please.



## HORSE

A Suitable Hunt Horse: The most important quality in a hunter is safety. The horse should go quietly in a group, stop without a fight, stand patiently at checks, wait its turn at jumps, and jump without refusals. Properly groomed and fit.

Horses to be braided for Opening and Closing hunts, parades, exhibitions, Hunter Trials and the Smithtown Hunt Horse Show.

Yarn should be the color of the horse's mane, with the exception of St. Patrick's Day parade which may be green.

Red ribbon or tape should be tied on the tail of a horse that kicks. A green ribbon on the tail of a green horse. However, a red and green ribbon on the tail of a green horse that kicks. Kickers should always be at the end of the field.

Horses should be clipped for winter hunting.

## TACK

Tack should be clean and in good repair.

Dark rubber reins are permitted.

White contoured saddle pads. No square pads.

Plain flat hunting bridle – no fancy stitching.

Caveson required.

Hunting breastplates and martingales are optional.

English leather saddles.

Leather girths preferable, but string and web permissible.

## TEAS

If you are interested in giving a tea, speak to the Tea Secretary for open dates. Call the hunt phone for the tea chairperson's contact information.

No one is to be served until a Master opens the tea. The correct order of service is: Masters, Honorary Secretary, staff, followed by seniors, juniors, cappers and then non-riders.

Remember to thank your tea host/hostess and offer to help with the clean up, if possible. Teas are given at the personal expense of your tea host/hostess, not the Smithtown Hunt.

## CAPPING

If you are interested in learning more about hunting with the Smithtown Hunt, we encourage you to come capping with us. Please call the Hunt Phone by the evening before you wish to cap. at (631) 909-2940.

Cappers must telephone the Honorary Secretary asking for permission to hunt, where the meet will be, the correct attire, and the capping fee for that day.

The capping fee is to be placed in an envelope with your name, address, telephone number, date and the name of the horse you will be riding. Present this to the Honorary Secretary before the hunt begins. All juniors must note their date of birth.

Cappers wishing to subscribe must make their intentions known to a Master or Honorary Secretary before their sixth hunt.

Cappers are to ride to the rear of their appropriate flight.

Cappers are permitted to hunt with the permission of the Masters.

Cappers must check-in with the Honorary Secretary at the meet.


Children under 16 must be accompanied by a responsible adult.

Please review the Smithtown Hunt Guidelines for attire and information on fox hunting.

## CAPPING FEES

Sundays	\$90 for Senior, \$45 Junior
Wednesdays	\$75 for Senior, \$30 Junior
Opening and Closing Hunt	\$120 for Senior, \$50 for Junior
Thanksgiving Day Hunt	\$120 for Senior, \$50 for Junior
New Year's Day Hunt	\$120 for Senior, \$50 for Junior





SMITHTOWN HUNT PHONE  
(631) 909-2940

thesmithtownhunt@aol.com  
<https://smithtownhunt.com/>



Illustrations- Betty Babcock

