

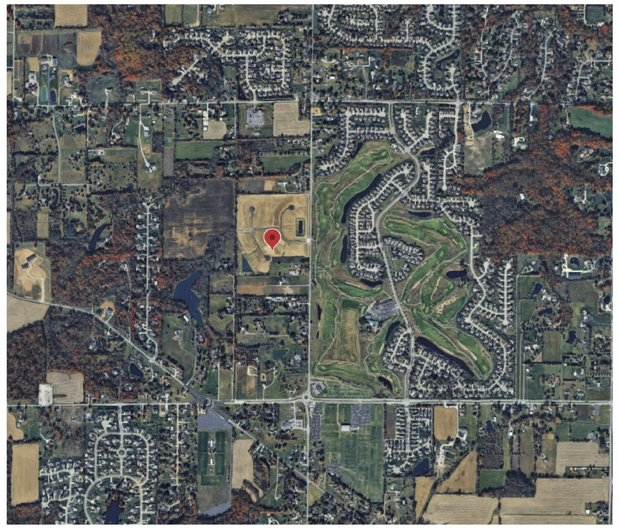

Prati Lot 10
Bargersville, IN 46106

NORMAN RESIDENCE

SFR NEW CONSTRUCTION

OWNER

DOUG & MELANIE NORMAN

CONSTRUCTION

J. GREG ALLEN HOMES
1146 N Emerson Ave Suite 103
Greenwood, IN 46143
317.883.5524

ARCHITECTURE

SCHOCK DESIGN
317.696.2502

INTERIORS

J. GREG ALLEN HOMES
1146 N Emerson Ave Suite 103
Greenwood, IN 46143
317.883.5524

FIRST FLOOR FINISHED	2695 SF	
3 CAR GARAGE	992 SF	
BASEMENT FINISHED	1421 SF	
BASEMENT UNFINISHED	1038 SF	
MECH 1	185 SF	
FRONT COVERED PORCH	220 SF	
REAR COVERED PORCH	423 SF	
TOTAL SQFT	6973 SF	

SCHOCK DESIGN

SCHOCKDESIGN.COM

ADAM@SCHOCKDESIGN.COM

317-696-2502

NORMAN26

PRATI , LOT 10

JGA HOMES EST 1976

DISCLAIMER

Schock Design, the Designer, is responsible for the aesthetic design only as represented in these drawings (plans), but not for any structural information included or omitted. The Contractor (Builder) is responsible both for conforming these plans and constructing the residence to all applicable federal, state, and local building codes, ordinances, and laws, including but not limited to the following: egress, fire safety, technical codes, flood zone criteria, hurricane codes, pre-engineered trusses, framing members, flashing, and moisture protection. By use of these drawings the Owner, Contractor (Builder), and Subcontractors acknowledge and agree to this disclaimer.

DATE: 8/30/2026 6:36:45 PM

SIGNATURE:

0 1' 2' 4'
0 2'
1/2" = 1'-0"

Scale: 12" = 1'-0"

A0

TITLE



1	First Floor
SD1	1/4" = 1'-0"

FIRST FLOOR FINISHED	2695 SF	
3 CAR GARAGE	992 SF	
BASEMENT FINISHED	1421 SF	
BASEMENT UNFINISHED	1038 SF	
MECH 1	185 SF	
FRONT COVERED PORCH	220 SF	
REAR COVERED PORCH	423 SF	
TOTAL SQFT	6973 SF	

SCHOCK DESIGN

SCHOCKDESIGN.COM

ADAM@SCHOCKDESIGN.COM

317-696-2502

NORMAN26

PRATI , LOT 10

JGA HOMES EST 1976

DISCLAIMER

Schock Design, the Designer, is responsible for the aesthetic design only as represented in these drawings (plans), but not for any structural information included or omitted. The Contractor (Builder) is responsible both for conforming these plans and constructing the residence to all applicable federal, state, and local building codes, ordinances, and laws, including but not limited to the following: egress, fire safety, technical codes, flood zone criteria, hurricane codes, pre-engineered trusses, framing members, flashing, and moisture protection. By use of these drawings the Owner, Contractor (Builder), and Subcontractors acknowledge and agree to this disclaimer.

DATE: 8/30/2026 6:36:46 PM

SIGNATURE:

0 1' 2' 4'

0 2'

1/2" = 1'-0"

Scale: 1/4" = 1'-0"

SD1

FIRST FLOOR SCHEMATIC



1 FRONT
A2 1/4" = 1'-0"



2 REAR
A2 1/4" = 1'-0"

SCHOCK DESIGN

SCHOCKDESIGN.COM

ADAM@SCHOCKDESIGN.COM

317-696-2502

NORMAN26

PRATI , LOT 10

JGA HOMES EST 1976

DISCLAIMER

Schock Design, the Designer, is responsible for the aesthetic design only as represented in these drawings (plans), but not for any structural information included or omitted. The Contractor (Builder) is responsible both for conforming these plans and constructing the residence to all applicable federal, state, and local building codes, ordinances, and laws, including but not limited to the following: egress, fire safety, technical codes, flood zone criteria, hurricane codes, pre-engineered trusses, framing members, flashing, and moisture protection. By use of these drawings the Owner, Contractor (Builder), and Subcontractors acknowledge and agree to this disclaimer.

DATE: 8/30/2026 6:36:51 PM

SIGNATURE:

0 1' 2' 4'
0 2'
1/2" = 1'-0"

Scale: 1/4" = 1'-0"

A2

Elevations



1 RIGHT
A3 1/4" = 1'-0"



2 LEFT
A3 1/4" = 1'-0"

SCHOCK DESIGN

SCHOCKDESIGN.COM

ADAM@SCHOCKDESIGN.COM

317-696-2502

NORMAN26

PRATI , LOT 10

JGA HOMES EST 1976

DISCLAIMER

Schock Design, the Designer, is responsible for the aesthetic design only as represented in these drawings (plans), but not for any structural information included or omitted. The Contractor (Builder) is responsible both for conforming these plans and constructing the residence to all applicable federal, state, and local building codes, ordinances, and laws, including but not limited to the following: egress, fire safety, technical codes, flood zone criteria, hurricane codes, pre-engineered trusses, framing members, flashing, and moisture protection. By use of these drawings the Owner, Contractor (Builder), and Subcontractors acknowledge and agree to this disclaimer.

DATE: 8/30/2026 6:36:56 PM

SIGNATURE:

0 1' 2' 4'
0 2'
1/2" = 1'-0"

Scale: 1/4" = 1'-0"

A3

Elevations

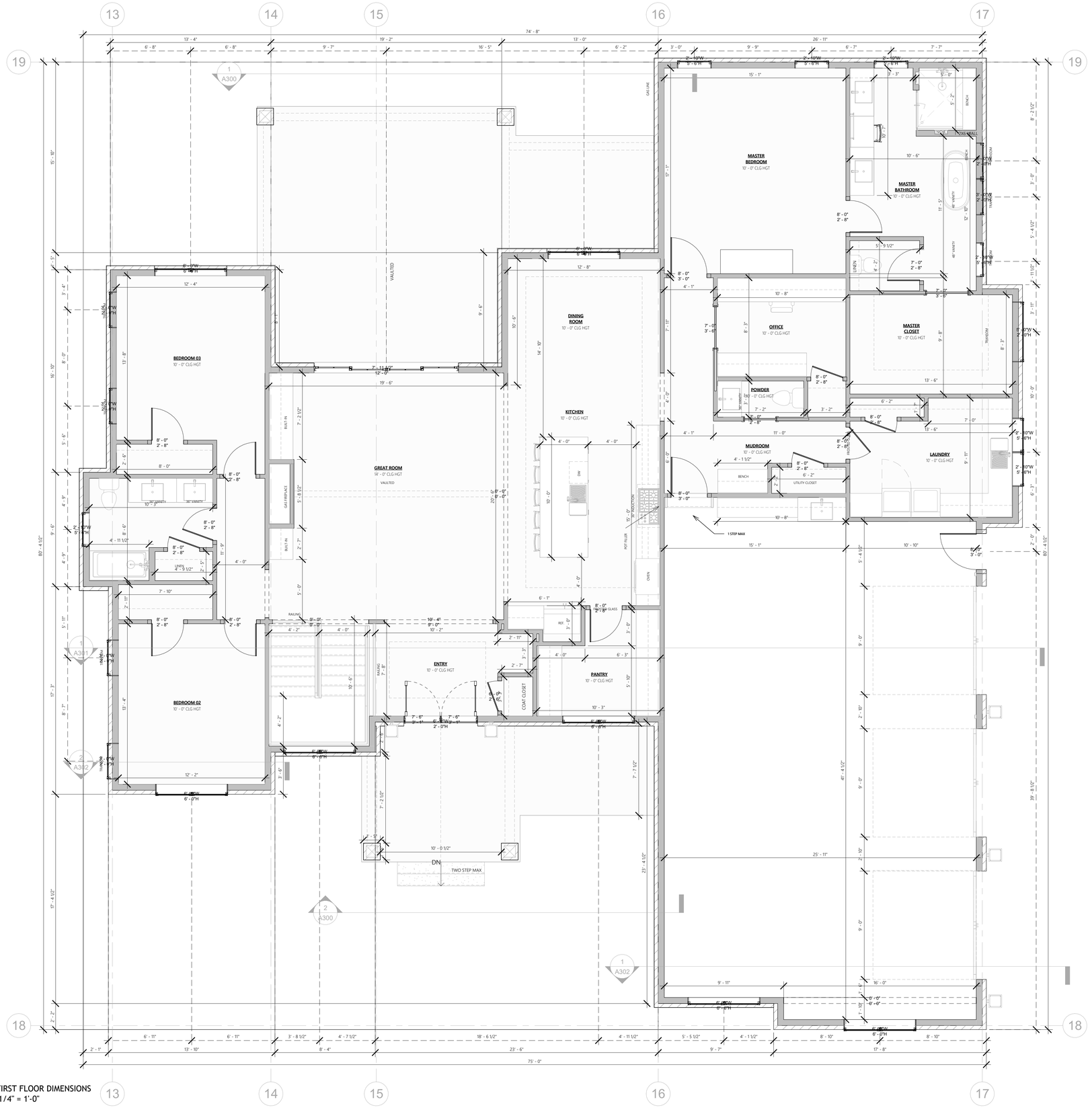

FIRST FLOOR FINISHED	2695 SF	
3 CAR GARAGE	992 SF	
BASEMENT FINISHED	1421 SF	
BASEMENT UNFINISHED	1038 SF	
MECH 1	185 SF	
FRONT COVERED PORCH	220 SF	
REAR COVERED PORCH	423 SF	
TOTAL SQFT	6973 SF	

1 / A5 FIRST FLOOR DIMENSIONS
1/4" = 1'-0"

SCHOCK DESIGN

SCHOCKDESIGN.COM

ADAM@SCHOCKDESIGN.COM

317-696-2502

NORMAN26

PRATI , LOT 10

JGA HOMES EST 1976

DISCLAIMER

Schock Design, the Designer, is responsible for the aesthetic design only as represented in these drawings (plans), but not for any structural information included or omitted. The Contractor (Builder) is responsible both for conforming these plans and constructing the residence to all applicable federal, state, and local building codes, ordinances, and laws, including but not limited to the following: egress, fire safety, technical codes, flood zone criteria, hurricane codes, pre-engineered trusses, framing members, flashing, and moisture protection. By use of these drawings the Owner, Contractor (Builder), and Subcontractors acknowledge and agree to this disclaimer.

DATE: 8/30/2026 6:36:57 PM

SIGNATURE:

0 1' 2' 4'
0 2'
1/2" = 1'-0"

Scale: 1/4" = 1'-0"

A5

First Floor Plan

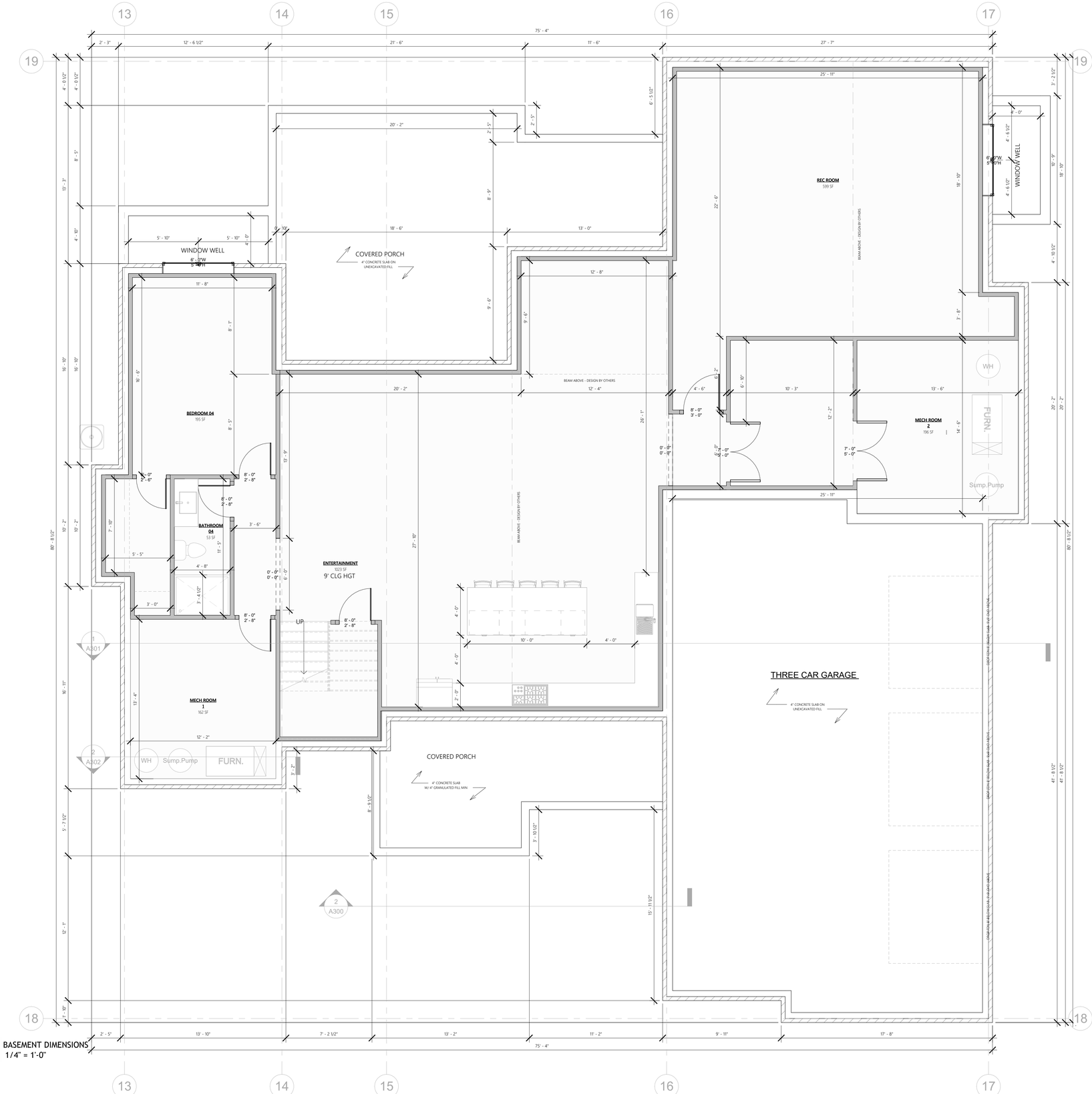

1 BASEMENT DIMENSIONS
A6 1/4" = 1'-0"

FIRST FLOOR FINISHED	2695 SF	
3 CAR GARAGE	992 SF	
BASEMENT FINISHED	1421 SF	
BASEMENT UNFINISHED	1038 SF	
MECH 1	185 SF	
FRONT COVERED PORCH	220 SF	
REAR COVERED PORCH	423 SF	
TOTAL SQFT	6973 SF	

SCHOCK DESIGN

SCHOCKDESIGN.COM

ADAM@SCHOCKDESIGN.COM

317-696-2502

NORMAN26

PRATI , LOT 10

JGA HOMES EST 1976

DISCLAIMER

Schock Design, the Designer, is responsible for the aesthetic design only as represented in these drawings (plans), but not for any structural information included or omitted. The Contractor (Builder) is responsible both for conforming these plans and constructing the residence to all applicable federal, state, and local building codes, ordinances, and laws, including but not limited to the following: egress, fire safety, technical codes, flood zone criteria, hurricane codes, pre-engineered trusses, framing members, flashing, and moisture protection. By use of these drawings the Owner, Contractor (Builder), and Subcontractors acknowledge and agree to this disclaimer.

DATE: 8/30/2026 6:36:58 PM

SIGNATURE:

0 1' 2' 4'
0 2'
1/2" = 1'-0"

Scale: 1/4" = 1'-0"

A6

Basement Plan

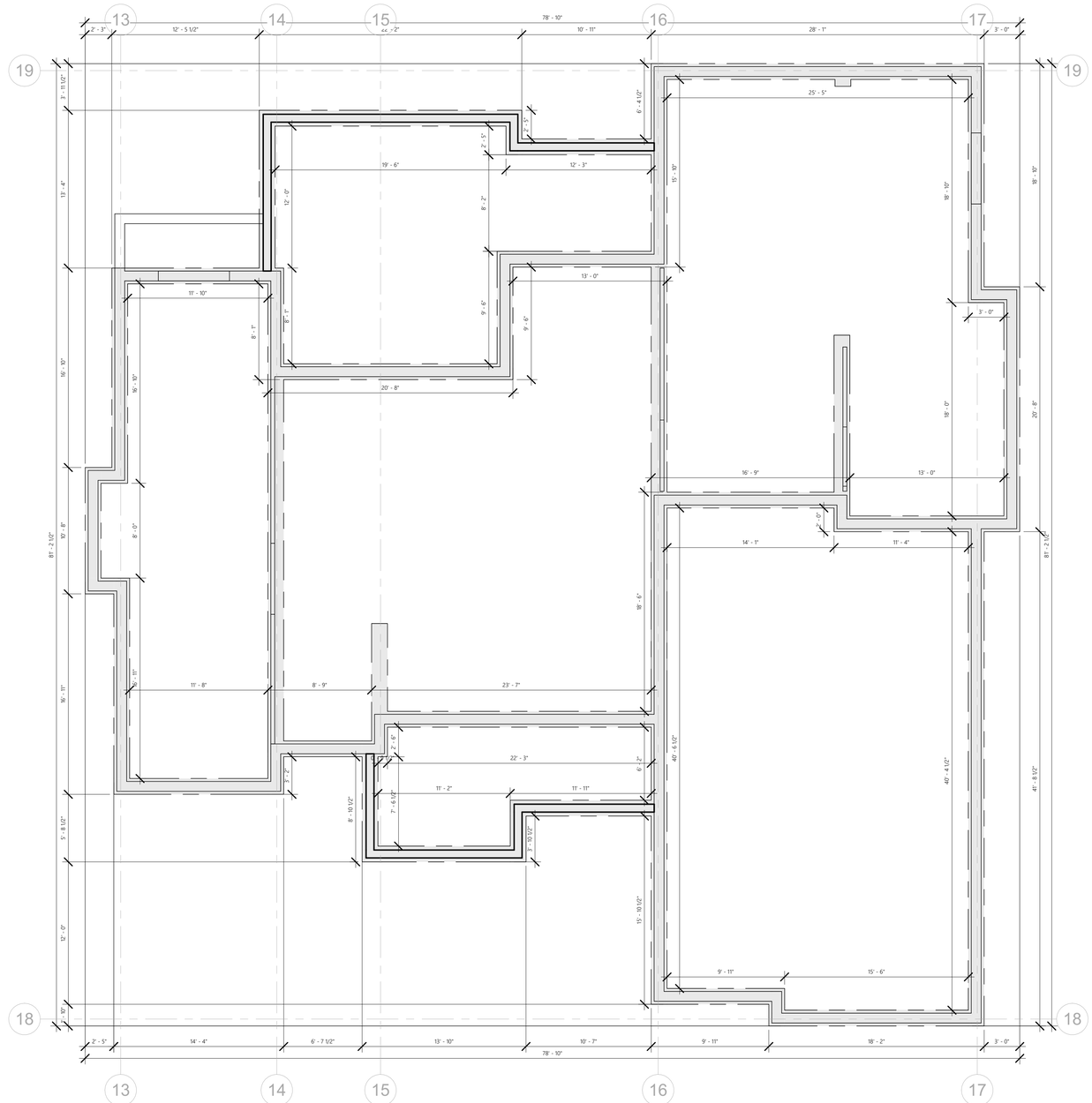

1 S0 Foundation
3/16" = 1'-0"

SCHOCK DESIGN

SCHOCKDESIGN.COM

ADAM@SCHOCKDESIGN.COM

317-696-2502

NORMAN26

PRATI , LOT 10

JGA HOMES EST 1976

DISCLAIMER

Schock Design, the Designer, is responsible for the aesthetic design only as represented in these drawings (plans), but not for any structural information included or omitted. The Contractor (Builder) is responsible both for conforming these plans and constructing the residence to all applicable federal, state, and local building codes, ordinances, and laws, including but not limited to the following: egress, fire safety, technical codes, flood zone criteria, hurricane codes, pre-engineered trusses, framing members, flashing, and moisture protection. By use of these drawings the Owner, Contractor (Builder), and Subcontractors acknowledge and agree to this disclaimer.

DATE: 8/30/2026 6:36:58 PM

SIGNATURE:

0 1' 2' 4'
0 2'
1/2" = 1'-0"

Scale: 3/16" = 1'-0"

S0

Foundation Plan

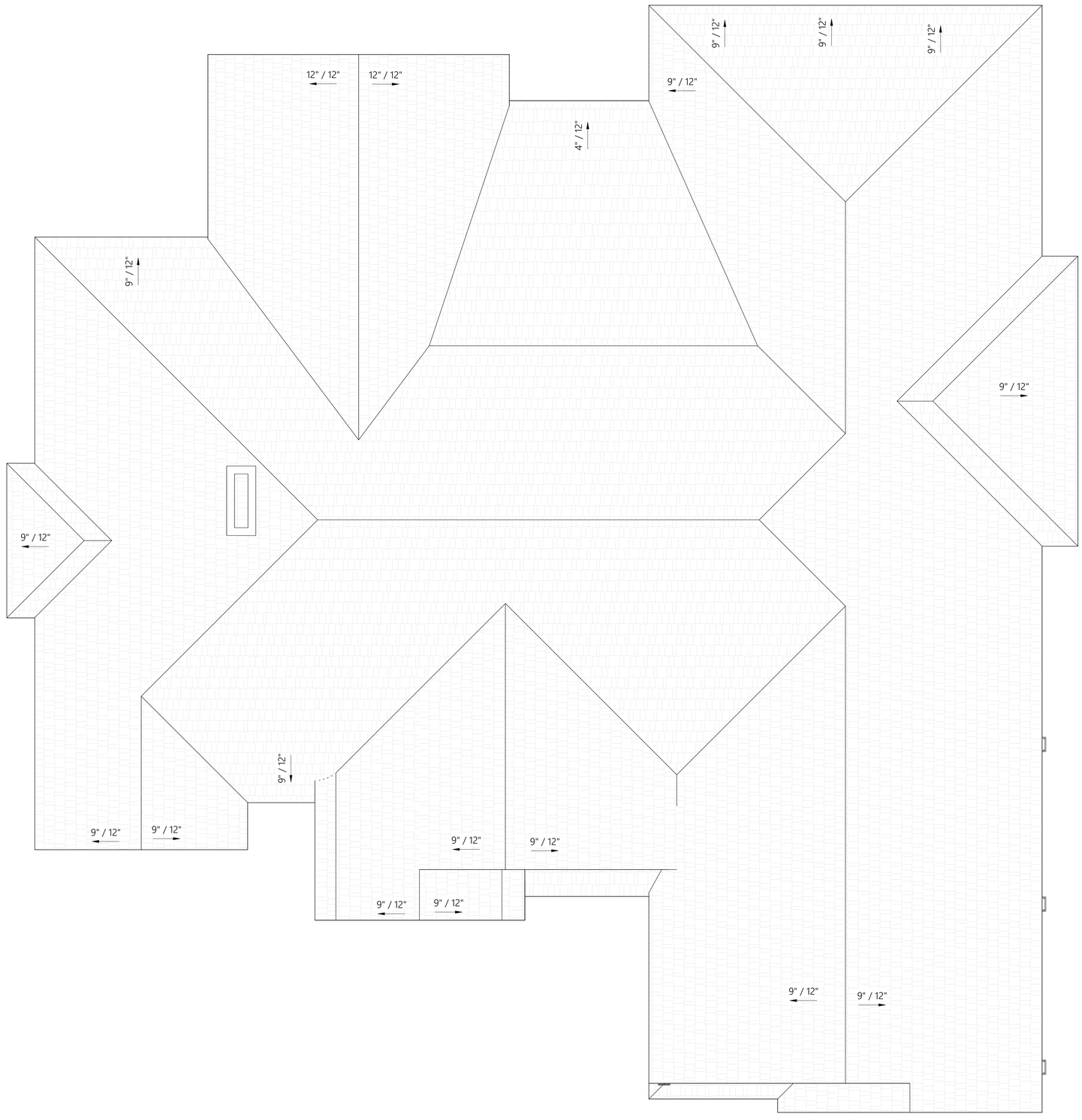

1 Roof Plan
A7 1/4" = 1'-0"

SCHOCK DESIGN

SCHOCKDESIGN.COM

ADAM@SCHOCKDESIGN.COM

317-696-2502

NORMAN26

PRATI , LOT 10

JGA HOMES EST 1976

DISCLAIMER

Schock Design, the Designer, is responsible for the aesthetic design only as represented in these drawings (plans), but not for any structural information included or omitted. The Contractor (Builder) is responsible both for conforming these plans and constructing the residence to all applicable federal, state, and local building codes, ordinances, and laws, including but not limited to the following: egress, fire safety, technical codes, flood zone criteria, hurricane codes, pre-engineered trusses, framing members, flashing, and moisture protection. By use of these drawings the Owner, Contractor (Builder), and Subcontractors acknowledge and agree to this disclaimer.

DATE: 8/30/2026 6:36:58 PM

SIGNATURE:

0 1' 2' 4'
0 2'
1/2" = 1'-0"

Scale: 1/4" = 1'-0"

A7

Roof Plan

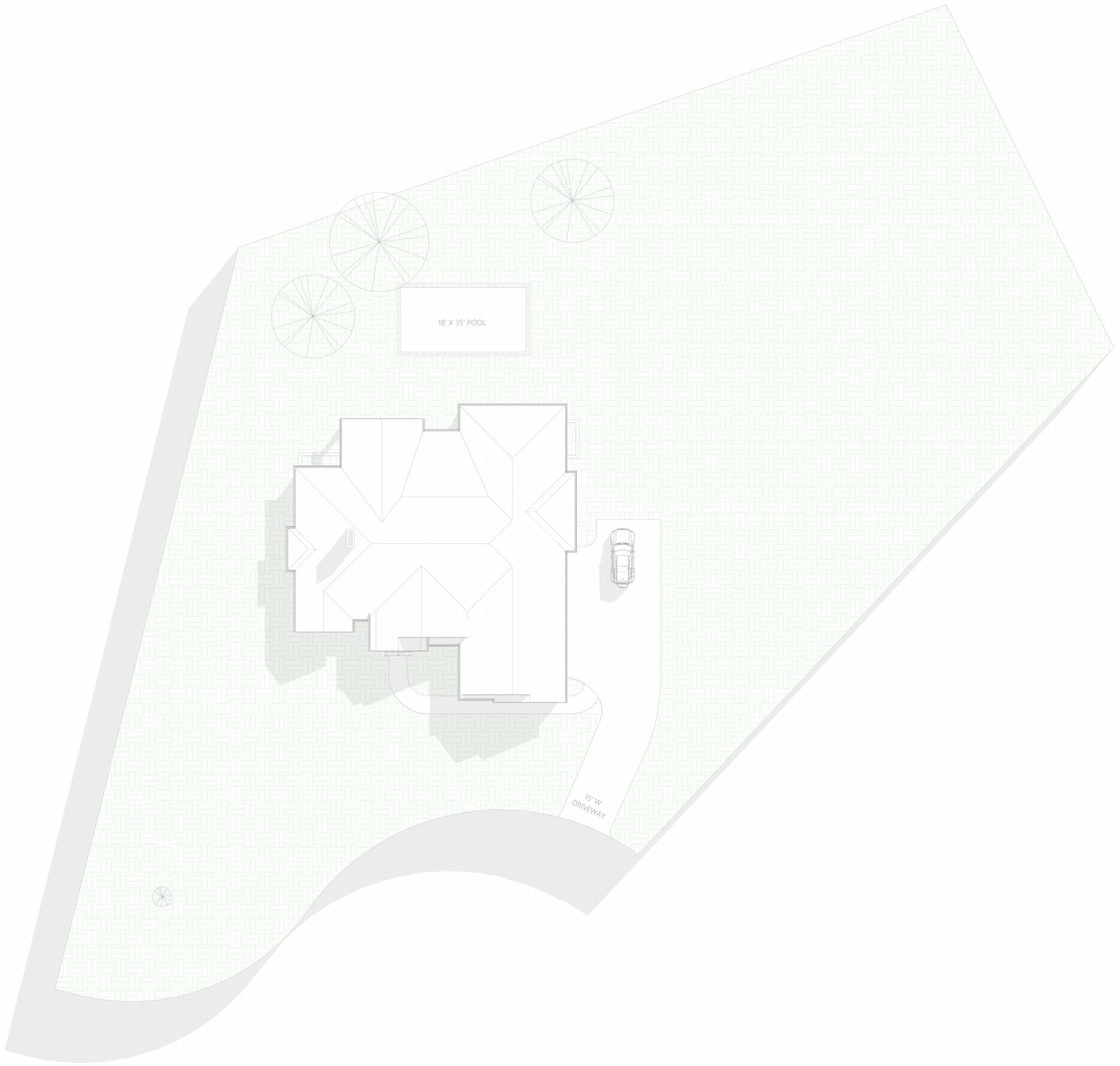

1 Site Plan Copy 1 Copy 1
C1 1/16" = 1'-0"

SCHOCK DESIGN

SCHOCKDESIGN.COM
ADAM@SCHOCKDESIGN.COM
317-696-2502

NORMAN26

PRATI , LOT 10

JGA
HOMES
EST 1976

DISCLAIMER

Schock Design, the Designer, is responsible for the aesthetic design only as represented in these drawings (plans), but not for any structural information included or omitted. The Contractor (Builder) is responsible both for conforming these plans and constructing the residence to all applicable federal, state, and local building codes, ordinances, and laws, including but not limited to the following: egress, fire safety, technical codes, flood zone criteria, hurricane codes, pre-engineered trusses, framing members, flashing, and moisture protection. By use of these drawings the Owner, Contractor (Builder), and Subcontractors acknowledge and agree to this disclaimer.

DATE: 8/30/2026 6:37:03 PM

SIGNATURE:

0 1' 2' 4'
0 2'
1/2" = 1'-0"

Scale: 1/16" = 1'-0"

C1

Site Plan

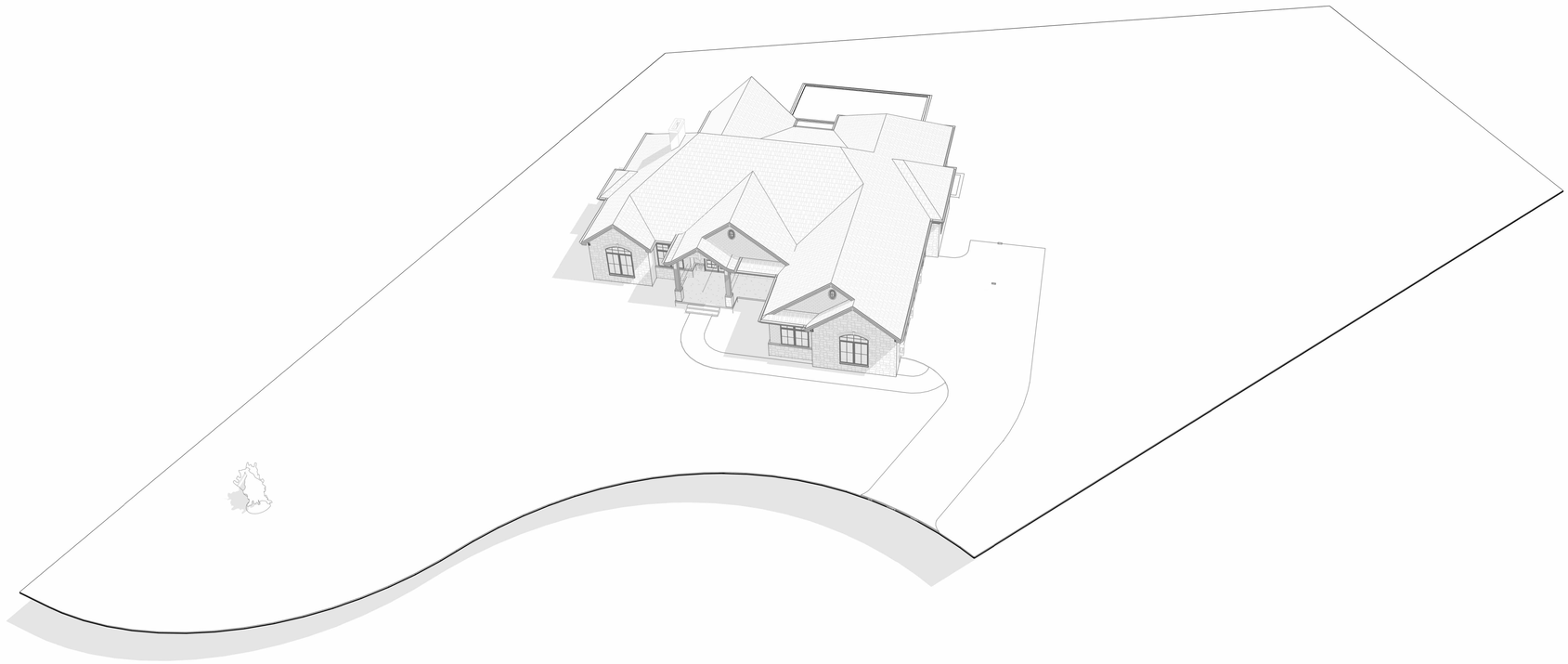

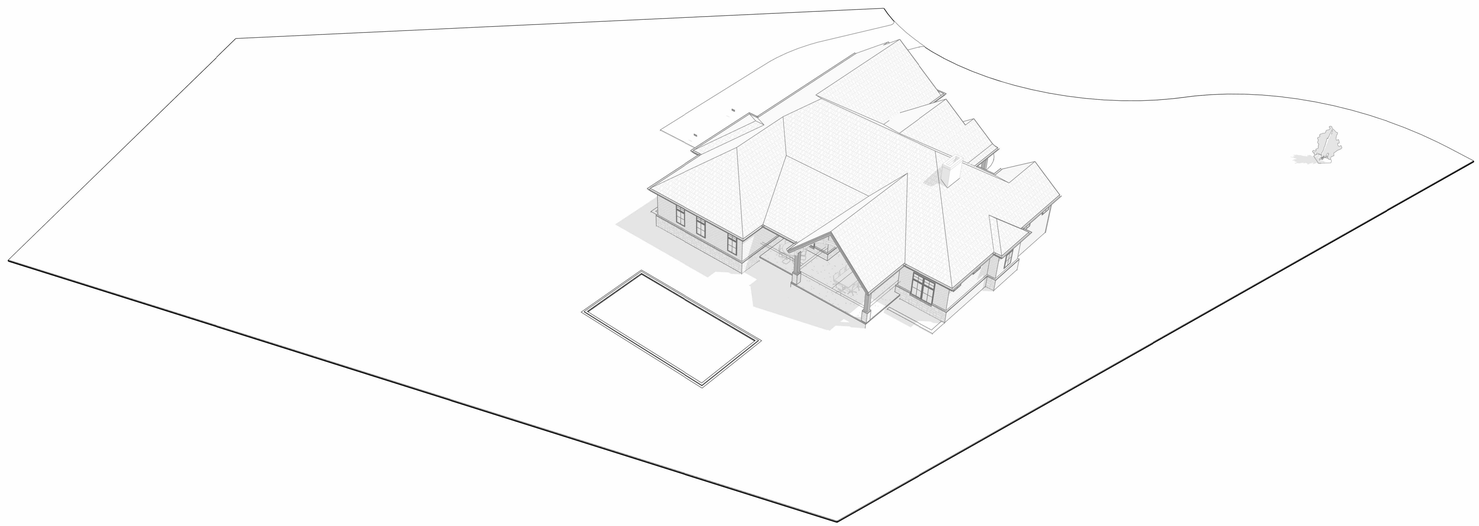

SCHOCK DESIGN

SCHOCKDESIGN.COM

ADAM@SCHOCKDESIGN.COM

317-696-2502

NORMAN26

PRATI , LOT 10

JGA

HOMES

EST 1976

DISCLAIMER

Schock Design, the Designer, is responsible for the aesthetic design only as represented in these drawings (plans), but not for any structural information included or omitted. The Contractor (Builder) is responsible both for conforming these plans and constructing the residence to all applicable federal, state, and local building codes, ordinances, and laws, including but not limited to the following: egress, fire safety, technical codes, flood zone criteria, hurricane codes, pre-engineered trusses, framing members, flashing, and moisture protection. By use of these drawings the Owner, Contractor (Builder), and Subcontractors acknowledge and agree to this disclaimer.

DATE: 8/30/2026 6:37:07 PM

SIGNATURE:

0 1' 2' 4'

0 2'

1/2" = 1'-0"

Scale:

A10

3d site

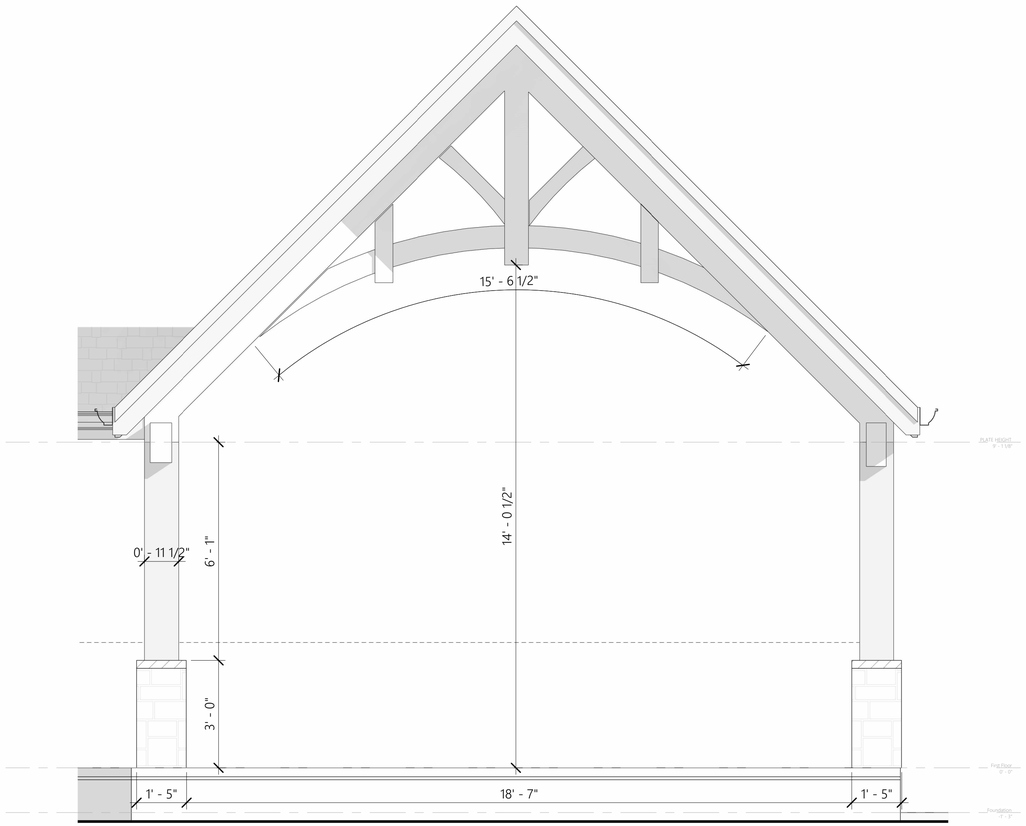

1 A300 Section 17
1/2" = 1'-0"

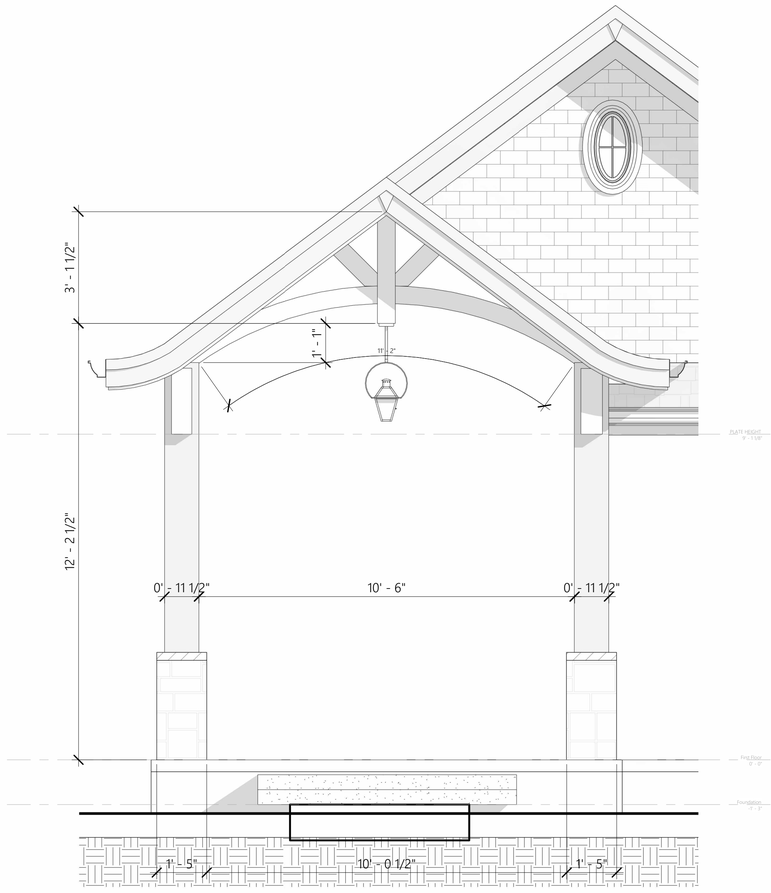

2 A300 Section 16
1/2" = 1'-0"

SCHOCK DESIGN

SCHOCKDESIGN.COM

ADAM@SCHOCKDESIGN.COM

317-696-2502

NORMAN26

PRATI , LOT 10

JGA HOMES EST 1976

DISCLAIMER

Schock Design, the Designer, is responsible for the aesthetic design only as represented in these drawings (plans), but not for any structural information included or omitted. The Contractor (Builder) is responsible both for conforming these plans and constructing the residence to all applicable federal, state, and local building codes, ordinances, and laws, including but not limited to the following: egress, fire safety, technical codes, flood zone criteria, hurricane codes, pre-engineered trusses, framing members, flashing, and moisture protection. By use of these drawings the Owner, Contractor (Builder), and Subcontractors acknowledge and agree to this disclaimer.

DATE: 8/30/2026 6:37:10 PM

SIGNATURE:

0 1' 2' 4'
0 2'
1/2" = 1'-0"

Scale: 1/2" = 1'-0"

A300

Building Sections



1 FRONT SECTION (FULL)
3/8" = 1'-0"

SCHOCK DESIGN

SCHOCKDESIGN.COM

ADAM@SCHOCKDESIGN.COM

317-696-2502

NORMAN26

PRATI , LOT 10

JGA HOMES EST 1976

DISCLAIMER

Schock Design, the Designer, is responsible for the aesthetic design only as represented in these drawings (plans), but not for any structural information included or omitted. The Contractor (Builder) is responsible both for conforming these plans and constructing the residence to all applicable federal, state, and local building codes, ordinances, and laws, including but not limited to the following: egress, fire safety, technical codes, flood zone criteria, hurricane codes, pre-engineered trusses, framing members, flashing, and moisture protection. By use of these drawings the Owner, Contractor (Builder), and Subcontractors acknowledge and agree to this disclaimer.

DATE: 8/30/2026 6:37:15 PM

SIGNATURE:

0 1' 2' 4'
0 2'
1/2" = 1'-0"

Scale: 3/8" = 1'-0"

A301

Building Sections



1 FRONT GARAGE SECTION
1/2" = 1'-0"

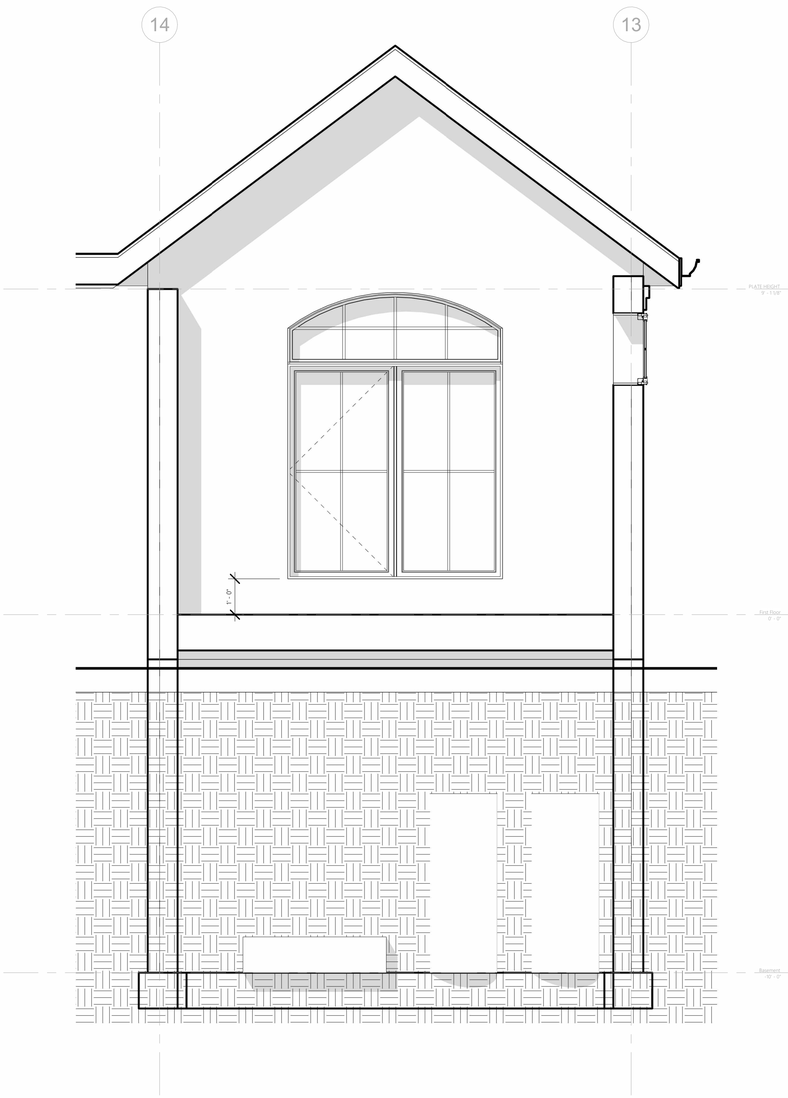

2 FRONT BEDROOM SECTION
1/2" = 1'-0"

SCHOCK DESIGN

SCHOCKDESIGN.COM

ADAM@SCHOCKDESIGN.COM

317-696-2502

NORMAN26

PRATI , LOT 10

JGA HOMES EST 1976

DISCLAIMER

Schock Design, the Designer, is responsible for the aesthetic design only as represented in these drawings (plans), but not for any structural information included or omitted. The Contractor (Builder) is responsible both for conforming these plans and constructing the residence to all applicable federal, state, and local building codes, ordinances, and laws, including but not limited to the following: egress, fire safety, technical codes, flood zone criteria, hurricane codes, pre-engineered trusses, framing members, flashing, and moisture protection. By use of these drawings the Owner, Contractor (Builder), and Subcontractors acknowledge and agree to this disclaimer.

DATE: 8/30/2026 6:37:19 PM

SIGNATURE:

0 1' 2' 4'
0 2'
1/2" = 1'-0"

Scale: 1/2" = 1'-0"

A302

Building Sections

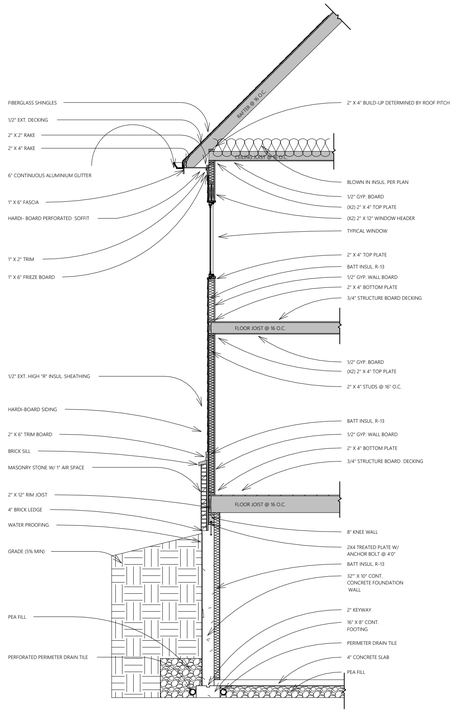

1 A304 TYPICAL WALL SECTION
1/4" = 1'-0"

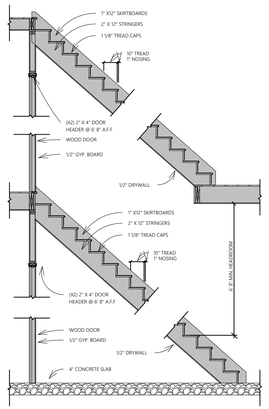

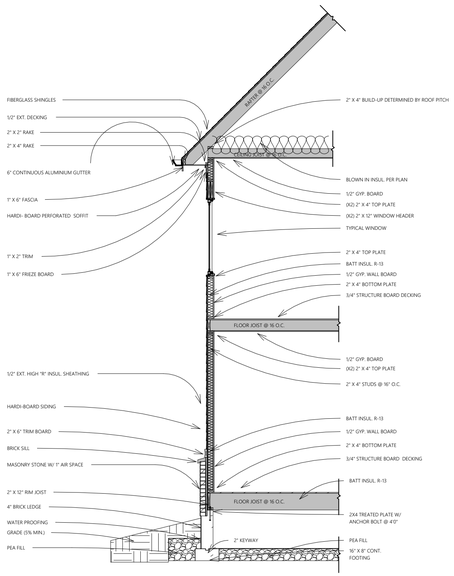

3 A304 WALL SECTION ON CRAWL
1/4" = 1'-0"

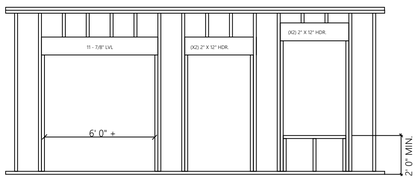

4 A304 WINDOW AND DOOR FRAMING DETAIL
1/4" = 1'-0"

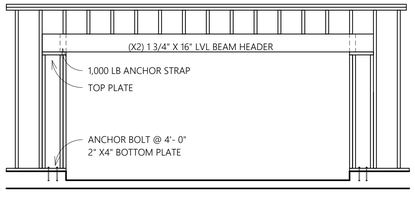

2 A304 GARAGE DOOR FRAMING DETAIL
1/4" = 1'-0"

WALL INTERSECTIONS AT POSTS AND COLUMNS

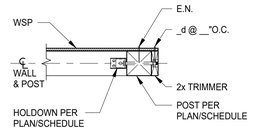

A PLAN SECTION

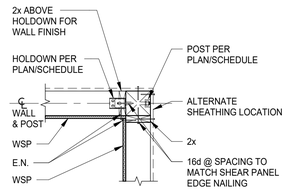

E PLAN SECTION
INSIDE CORNER SHOWN (WSP ON EXTERIOR)

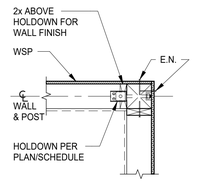

B PLAN SECTION
OUTSIDE CORNER SHOWN (WSP ON EXTERIOR)

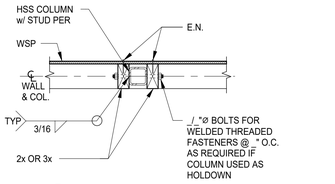

F PLAN SECTION

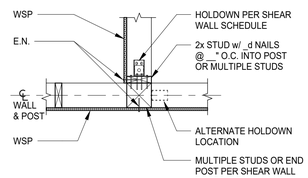

C PLAN SECTION

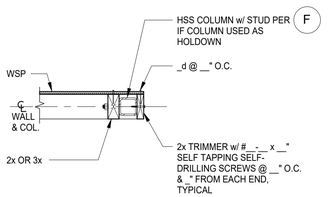

G PLAN SECTION

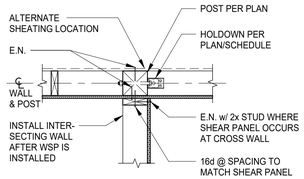

D PLAN SECTION

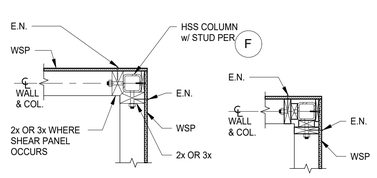

ALT

H PLAN SECTION

NOTE:
WSP = WOOD STRUCTURAL PANEL

6 A304 WALL INT. @ POSTS AND COL.
3/4" = 1'-0"

BEAM COLLUMN CONNECTION

5 A304 BEAM COLUMN CONNECTION
1" = 1'-0"

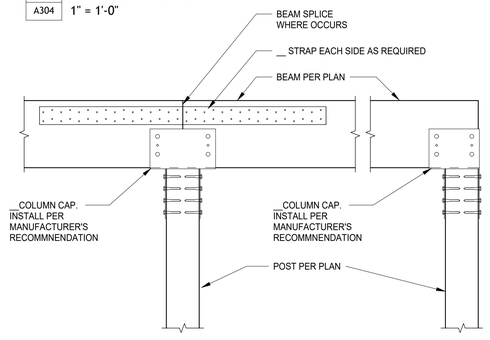

AT CONTINUOUS BEAM AT END BEAM

SCHOCK DESIGN

SCHOCKDESIGN.COM
ADAM@SCHOCKDESIGN.COM
317-696-2502

NORMAN26
PRATI , LOT 10

JGA HOMES EST 1976

DISCLAIMER
Schock Design, the Designer, is responsible for the aesthetic design only as represented in these drawings (plans), but not for any structural information included or omitted. The Contractor (Builder) is responsible both for conforming these plans and constructing the residence to all applicable federal, state, and local building codes, ordinances, and laws, including but not limited to the following: egress, fire safety, technical codes, flood zone criteria, hurricane codes, pre-engineered trusses, framing members, flashing, and moisture protection. By use of these drawings the Owner, Contractor (Builder), and Subcontractors acknowledge and agree to this disclaimer.

DATE: 8/30/2026 6:37:20 PM

SIGNATURE:

0 1' 2' 4'
0 2'
1/2" = 1'-0"

Scale: As indicated

A304
Wall Sections

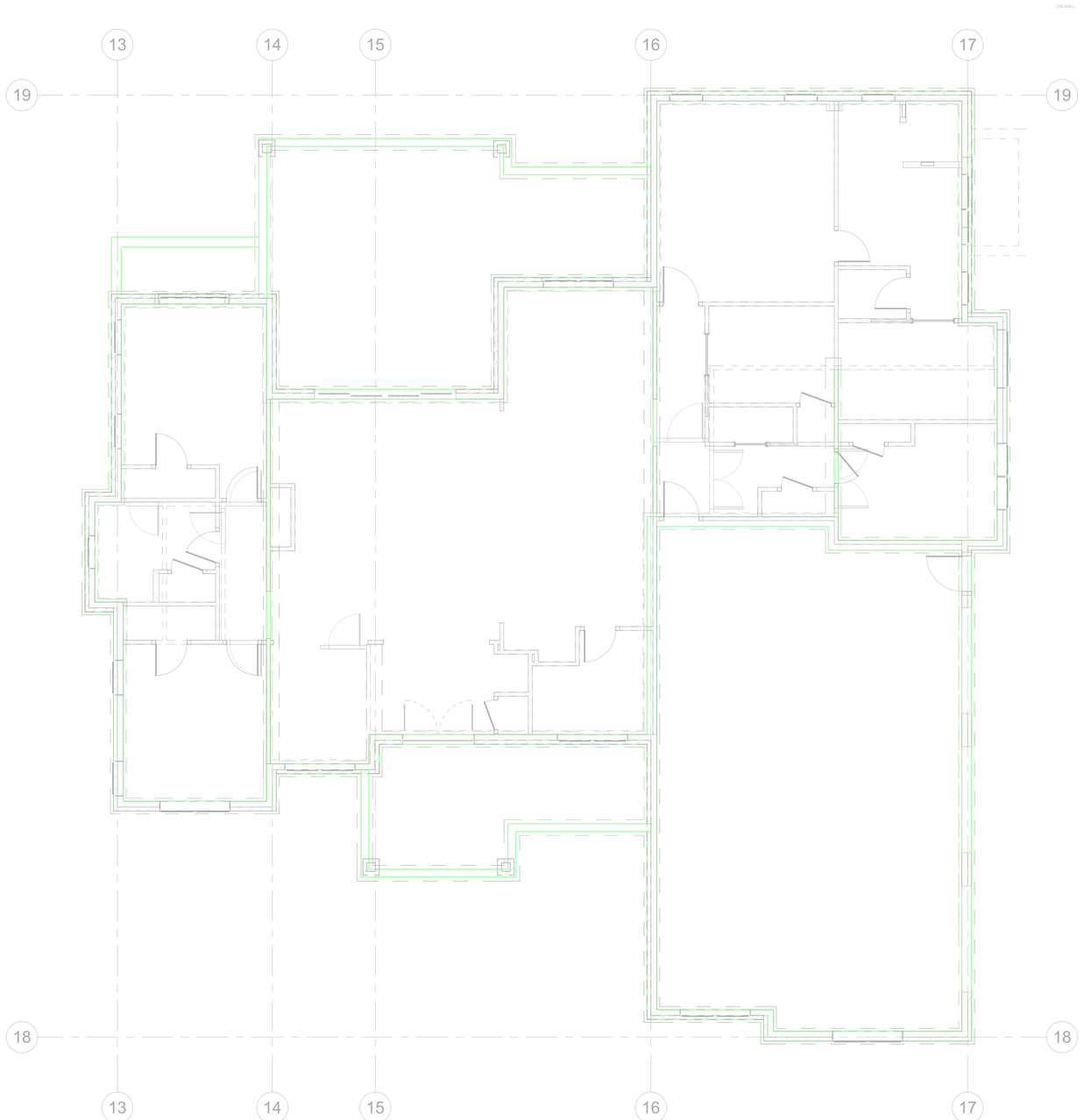

BASEMENT WALLS BEARING (HIGHLIGHTED GREEN)

FIRST FLOOR BEARING (STANDARD)

FOUNDATION (DASHED)

FIRST FLOOR INTERIOR (HALFTONE)

BASEMENT INTERIOR (HALFTONE - DASHED)

1 / S1 STACKED FLOOR PLAN
3/16" = 1'-0"

SCHOCK DESIGN

SCHOCKDESIGN.COM

ADAM@SCHOCKDESIGN.COM

317-696-2502

NORMAN26

PRATI , LOT 10

JGA HOMES EST 1976

DISCLAIMER

Schock Design, the Designer, is responsible for the aesthetic design only as represented in these drawings (plans), but not for any structural information included or omitted. The Contractor (Builder) is responsible both for conforming these plans and constructing the residence to all applicable federal, state, and local building codes, ordinances, and laws, including but not limited to the following: egress, fire safety, technical codes, flood zone criteria, hurricane codes, pre-engineered trusses, framing members, flashing, and moisture protection. By use of these drawings the Owner, Contractor (Builder), and Subcontractors acknowledge and agree to this disclaimer.

DATE: 8/30/2026 6:37:20 PM

SIGNATURE:

0 1' 2' 4'
0 2'
1/2" = 1'-0"

Scale: As indicated

S1

STACKED FLOOR PLAN