



PRATI MODEL

PROJECT: RESIDENTIAL NEW BUILD (SPEC HOME)

ADDRESS: LOT 6 , LUCIUS LANE, PRATI

OWNER: J. GREG ALLEN HOMES

CONTRACTING: J. GREG ALLEN HOMES

ARCHITECTURE:SCHOCK DESIGN

Area Schedule (FINISHED)

FINISHED FIRST FLOOR	2480 SF
FINISHED SECOND FLOOR	1547 SF
FINISHED BASEMENT	2055 SF
TOTAL FINISHED AREA	6082 SF

Area Schedule (UNFINISHED)

MECH. / STORAGE	342 SF
COVERED REAR PORCH	312 SF
COVERED FRONT PORCH	115 SF
4 CAR GARAGE	1008 SF
TOTAL UNFINISHED AREA	1777 SF


TOTAL AREA : 7,859 SQFT



LOT 6 , LUCIUS LANE, PRATI



SCHOCK DESIGN



SCHOCK DESIGN

SCHOCKINTERIORS.COM

INFO@SCHOCKINTERIORS.COM

317-696-2502

PRATI MODEL
LOT 6 , LUCIUS LANE, PRATI



Project number Project Number

Date

CLIENT APPROVAL

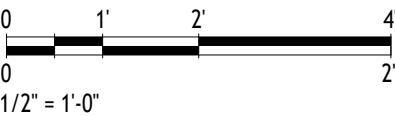
SIGNATURE:

DATE: 6/30/2025 7:46:40 AM

A000

Scale

Details




ARCHITECTURAL NOTES:

- 1.VERIFY ALL EXISTING CONDITIONS PRIOR TO THE START OF CONSTRUCTION. NOTIFY THE ARCHITECT IMMEDIATELY OF ANY CONFLICTS PRIOR TO PROCEEDING WITH WORK.
- 2.THE CONTRACTOR SHALL FILE ALL DRAWINGS FOR PERMIT APPLICATION OR OTHER MATERIALS REQUIRED TO SECURE ANY AND ALL NECESSARY BUILDING PERMITS AS MIGHT BE REQUIRED BY ANY LOCAL ORDINANCES TO PERFORM THIS WORK.
- 3.THE DRAWINGS ARE NOT TO BE SCALED. FOR INFORMATION CONCERNING EXISTING PARTITIONS, ETC., VERIFICATION MUST BE DONE IN THE FIELD.
- 4.THE USE OF THE WORDS "PROVIDE" OR "PROVIDED" IN CONNECTION WITH ANY ITEM SPECIFIED, IS INTENDED TO MEAN, UNLESS OTHERWISE NOTED, THAT SUCH SHALL BE FURNISHED AND INSTALLED FOLLOWING MANUFACTURER'S INSTRUCTIONS AND RECOMMENDATIONS, AND SUPPLYING AND INSTALLING ALL ASSOCIATED ITEMS AND ACCESSORIES AS REQUIRED, AND CONNECTED WHERE SO REQUIRED FOR A COMPLETE INSTALLATION.
- 5.UPON COMPLETION OF PROJECT, OBTAIN ALL FINAL INSPECTIONS AS REQUIRED BY LOCAL JURISDICTIONS AND FURNISH OWNER WITH EVIDENCE OF ALL SUCH INSPECTIONS AND CERTIFICATES OF OCCUPANCY.
- 6.UPON COMPLETION OF PROJECT, PROVIDE OWNER WITH ALL INSTRUCTION MANUALS, WARRANTIES OR OTHER DOCUMENTS REQUIRED FOR OPERATION OR MAINTENANCE OF ANY ITEM IN THE CONTRACTOR'S WORK.

- 7.THESE CONSTRUCTION NOTES AND/OR DRAWINGS ARE SUPPLIED TO ILLUSTRATE THE DESIGN AND GENERAL TYPE OF CONSTRUCTION DESIRED AND ARE INTENDED TO IMPLY THE FINAL QUALITY OF CONSTRUCTION, MATERIAL AND WORKMANSHIP THROUGHOUT.
- 8.THE GENERAL CONTRACTOR SHALL MAINTAIN A CURRENT AND COMPLETE SET OF CONSTRUCTION DRAWINGS ON THE SITE DURING ALL PHASES OF CONSTRUCTION FOR USE OF THE TRADES.
- 9.ALL DIMENSIONS ARE TO EXISTING FINISHED WALL SURFACE OR NEW FINISHED WALL SURFACE, UNLESS NOTED.
- 10.THE CONTRACTOR SHALL PROTECT ALL EXISTING AND NEW MATERIALS AND FINISHES FROM DAMAGE WHICH MAY OCCUR FROM CONSTRUCTION, DEMOLITION, PAINT, DUST, WATER, ETC. ALL SUCH DAMAGE SHALL BE REPAIRED OR REPLACED TO THE SATISFACTION OF THE ARCHITECT AND OWNER AT THE CONTRACTOR'S EXPENSE.
- 11.THE GENERAL CONTRACTOR SHALL PROVIDE A THOROUGH CLEAN-UP AT CLOSE-OUT, INCLUDING VACUUMING AND CLEANING ALL CARPETING.
- 12.PROVIDE WOOD BLOCKING IN WALLS AS REQUIRED FOR ALL WALL-SUPPORTED ITEMS. SEE DRAWINGS FOR CASEWORK ITEMS.

GENERAL NOTES:

- 1.DO NOT SCALE THE DRAWINGS.
- 2.REPORT ALL DIMENSIONAL DISCREPANCIES TO ARCHITECT FOR RESOLUTION.
- 3.ALL NON-PERPENDICULAR WALLS SHALL BE AT 45 DEGREES UNLESS OTHERWISE NOTED.
- 4.ALIGN FINISHED FACE OF NEW CONSTRUCTION WITH FINISHED FACE OF EXISTING WALLS.
- 5.ALL DIMENSIONS ARE TO FACE OF NEW GYPSUM BOARD FINISH OR EXISTING FINISHES UNLESS OTHERWISE NOTED.
- 6.HINGE SIDE OF ALL DOORS SHALL BE 5' OFF THE FACE OF ADJACENT WALL, UNLESS NOTED OTHERWISE.
- 7.PATCH FINISHES OF EXISTING WALLS AND CEILING TO REMAIN AS REQUIRED FOR UNIFORM, CLEAN APPEARANCE.
- 8.INSTALL WOOD BLOCKING IN WALLS BEHIND WALL-HUNG ITEMS AND TOILET ACCESSORIES.
- 9.INSTALL R-11 SOUND BATT INSULATION IN ALL WALLS, UNLESS NOTED OTHERWISE.



SCHOCK DESIGN

SCHOCKINTERIORS.COM

INFO@SCHOCKINTERIOS.COM

317-696-2502

PRATI MODEL
LOT 6 , LUCIUS LANE, PRATI



REVISION NUMBER: Project Number

DATE PUBLISHED: 6/30/2025 7:46:29 AM

APPROVED BY

J. GREG ALLEN

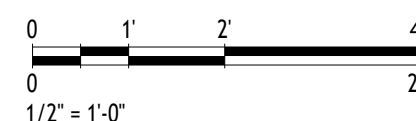
SIGNATURE: _____

DATE: _____

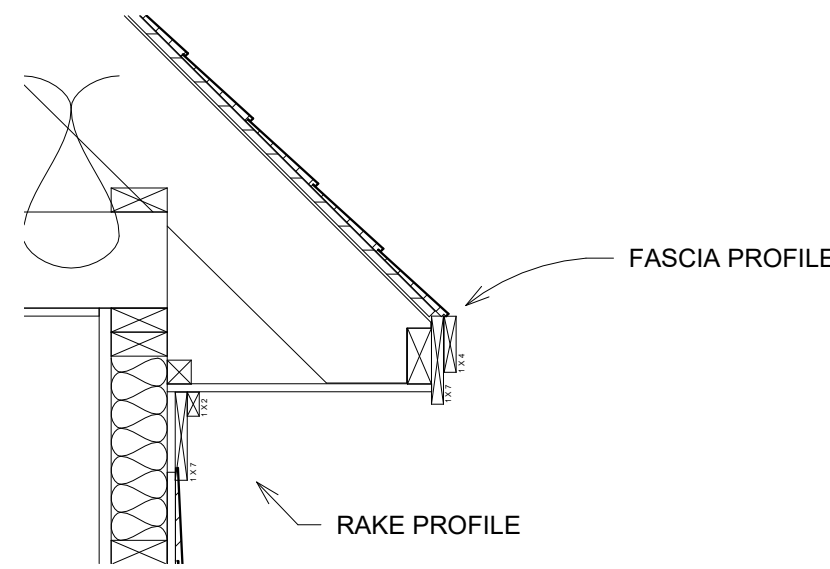
A200

Scale As indicated


Elevations



ENTRY DEC. ARCH



② FASCIA PROFILE
1" = 1'-0"



TOP OF ROOF
32' - 4 1/2"

Roof
19' - 5 1/2"

Level 9
12' - 4"

Second Floor
10' - 4 1/4"

WATER TABLE
1' - 2"

First Floor
0' - 0"

Foundation
-1' - 3"




ARCHITECTURAL NOTES:

- 1.VERIFY ALL EXISTING CONDITIONS PRIOR TO THE START OF CONSTRUCTION. NOTIFY THE ARCHITECT IMMEDIATELY OF ANY CONFLICTS PRIOR TO PROCEEDING WITH WORK.
- 2.THE CONTRACTOR SHALL FILE ALL DRAWINGS FOR PERMIT APPLICATION OR OTHER MATERIALS REQUIRED TO SECURE ANY AND ALL NECESSARY BUILDING PERMITS AS MIGHT BE REQUIRED BY ANY LOCAL ORDINANCES TO PERFORM THIS WORK.
- 3.THE DRAWINGS ARE NOT TO BE SCALED. FOR INFORMATION CONCERNING EXISTING PARTITIONS, ETC., VERIFICATION MUST BE DONE IN THE FIELD.
- 4.THE USE OF THE WORDS "PROVIDE" OR "PROVIDED" IN CONNECTION WITH ANY ITEM SPECIFIED, IS INTENDED TO MEAN, UNLESS OTHERWISE NOTED, THAT SUCH SHALL BE FURNISHED AND INSTALLED FOLLOWING MANUFACTURERS' INSTRUCTIONS AND RECOMMENDATIONS, AND SUPPLYING AND INSTALLING ALL ASSOCIATED ITEMS AND ACCESSORIES AS REQUIRED, AND CONNECTED WHERE SO REQUIRED FOR A COMPLETE INSTALLATION.
- 5.UPON COMPLETION OF PROJECT, OBTAIN ALL FINAL INSPECTIONS AS REQUIRED BY LOCAL JURISDICTIONS AND FURNISH OWNER WITH EVIDENCE OF ALL SUCH INSPECTIONS AND CERTIFICATES OF OCCUPANCY.
- 6.UPON COMPLETION OF PROJECT, PROVIDE OWNER WITH ALL INSTRUCTION MANUALS, WARRANTIES OR OTHER DOCUMENTS REQUIRED FOR OPERATION OR MAINTENANCE OF ANY ITEM IN THE CONTRACTOR'S WORK.

- 7.THESE CONSTRUCTION NOTES AND/OR DRAWINGS ARE SUPPLIED TO ILLUSTRATE THE DESIGN AND GENERAL TYPE OF CONSTRUCTION DESIRED AND ARE INTENDED TO IMPLY THE FINAL QUALITY OF CONSTRUCTION, MATERIAL AND WORKMANSHIP THROUGHOUT.
- 8.THE GENERAL CONTRACTOR SHALL MAINTAIN A CURRENT AND COMPLETE SET OF CONSTRUCTION DRAWINGS ON THE SITE DURING ALL PHASES OF CONSTRUCTION FOR USE OF THE TRADES.
- 9.ALL DIMENSIONS ARE TO EXISTING FINISHED WALL SURFACE OR NEW FINISHED WALL SURFACE, UNLESS NOTED.
- 10.THE CONTRACTOR SHALL PROTECT ALL EXISTING AND NEW MATERIALS AND FINISHES FROM DAMAGE WHICH MAY OCCUR FROM CONSTRUCTION, DEMOLITION, PAINT, DUST, WATER, ETC. ALL SUCH DAMAGE SHALL BE REPAIRED OR REPLACED TO THE SATISFACTION OF THE ARCHITECT AND OWNER AT THE CONTRACTOR'S EXPENSE.
- 11.THE GENERAL CONTRACTOR SHALL PROVIDE A THOROUGH CLEAN-UP AT CLOSE-OUT, INCLUDING VACUUMING AND CLEANING ALL CARPETING.
- 12.PROVIDE WOOD BLOCKING IN WALLS AS REQUIRED FOR ALL WALL-SUPPORTED ITEMS. SEE DRAWINGS FOR CASEWORK ITEMS.

GENERAL NOTES:

- 1.DO NOT SCALE THE DRAWINGS.
- 2.REPORT ALL DIMENSIONAL DISCREPANCIES TO ARCHITECT FOR RESOLUTION.
- 3.ALL NON-PERPENDICULAR WALLS SHALL BE AT 45 DEGREES UNLESS OTHERWISE NOTED.
- 4.ALIGN FINISHED FACE OF NEW CONSTRUCTION WITH FINISHED FACE OF EXISTING WALLS.
- 5.ALL DIMENSIONS ARE TO FACE OF NEW GYPSUM BOARD FINISH OR EXISTING FINISHES UNLESS OTHERWISE NOTED.
- 6.HINGE SIDE OF ALL DOORS SHALL BE 5" OFF THE FACE OF ADJACENT WALL, UNLESS NOTED OTHERWISE.
- 7.PATCH FINISHES OF EXISTING WALLS AND CEILING TO REMAIN AS REQUIRED FOR UNIFORM, CLEAN APPEARANCE.
- 8.INSTALL WOOD BLOCKING IN WALLS BEHIND WALL-HUNG ITEMS AND TOILET ACCESSORIES.
- 9.INSTALL R-11 SOUND BATT INSULATION IN ALL WALLS, UNLESS NOTED OTHERWISE.



SCHOCK DESIGN

SCHOCKINTERIORS.COM

INFO@SCHOCKINTERIOS.COM

317-696-2502

PRATI MODEL
LOT 6 , LUCIUS LANE, PRATI



REVISION NUMBER: Project Number

DATE PUBLISHED: 6/30/2025 7:46:32 AM

APPROVED BY

J. GREG ALLEN

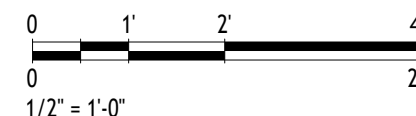
SIGNATURE: _____

DATE: _____

A201

Scale 3/16" = 1'-0"

Elevations



TOP OF ROOF
32' - 4 1/2"

Roof
19' - 5 1/2"

Level 9
12' - 4"

Second Floor
10' - 4 1/4"

WATER TABLE
First Floor
Foundation
-1' - 3"

1 REAR
A201 3/16" = 1'-0"

TOP OF ROOF
32' - 4 1/2"

Roof
19' - 5 1/2"

Level 9
12' - 4"

Second Floor
10' - 4 1/4"

WATER TABLE
1' - 2" Floor
Foundation
-1' - 3"

2 LEFT
A201 3/16" = 1'-0"

TOP OF ROOF
32' - 4 1/2"

Roof
19' - 5 1/2"

Second Floor
10' - 4 1/4"

WATER TABLE
1' - 2" Floor
Foundation
-1' - 3"

3 RIGHT
A201 3/16" = 1'-0"


ARCHITECTURAL NOTES:

- 1.VERIFY ALL EXISTING CONDITIONS PRIOR TO THE START OF CONSTRUCTION. NOTIFY THE ARCHITECT IMMEDIATELY OF ANY CONFLICTS PRIOR TO PROCEEDING WITH WORK.
- 2.THE CONTRACTOR SHALL FILE ALL DRAWINGS FOR PERMIT APPLICATION OR OTHER MATERIALS REQUIRED TO SECURE ANY AND ALL NECESSARY BUILDING PERMITS AS MIGHT BE REQUIRED BY ANY LOCAL ORDINANCES TO PERFORM THIS WORK.
- 3.THE DRAWINGS ARE NOT TO BE SCALED. FOR INFORMATION CONCERNING EXISTING PARTITIONS, ETC., VERIFICATION MUST BE DONE IN THE FIELD.
- 4.THE USE OF THE WORDS "PROVIDE" OR "PROVIDED" IN CONNECTION WITH ANY ITEM SPECIFIED, IS INTENDED TO MEAN, UNLESS OTHERWISE NOTED, THAT SUCH SHALL BE FURNISHED AND INSTALLED FOLLOWING MANUFACTURERS INSTRUCTIONS AND RECOMMENDATIONS, AND SUPPLYING AND INSTALLING ALL ASSOCIATED ITEMS AND ACCESSORIES AS REQUIRED, AND CONNECTED WHERE SO REQUIRED FOR A COMPLETE INSTALLATION.
- 5.UPON COMPLETION OF PROJECT, OBTAIN ALL FINAL INSPECTIONS AS REQUIRED BY LOCAL JURISDICTIONS AND FURNISH OWNER WITH EVIDENCE OF ALL SUCH INSPECTIONS AND CERTIFICATES OF OCCUPANCY.
- 6.UPON COMPLETION OF PROJECT, PROVIDE OWNER WITH ALL INSTRUCTION MANUALS, WARRANTIES OR OTHER DOCUMENTS REQUIRED FOR OPERATION OR MAINTENANCE OF ANY ITEM IN THE CONTRACTOR'S WORK.

- 7.THESE CONSTRUCTION NOTES AND/OR DRAWINGS ARE SUPPLIED TO ILLUSTRATE THE DESIGN AND GENERAL TYPE OF CONSTRUCTION DESIRED AND ARE INTENDED TO IMPLY THE FINAL QUALITY OF CONSTRUCTION, MATERIAL AND WORKMANSHIP THROUGHOUT.
- 8.THE GENERAL CONTRACTOR SHALL MAINTAIN A CURRENT AND COMPLETE SET OF CONSTRUCTION DRAWINGS ON THE SITE DURING ALL PHASES OF CONSTRUCTION FOR USE OF THE TRADES.
- 9.ALL DIMENSIONS ARE TO EXISTING FINISHED WALL SURFACE OR NEW FINISHED WALL SURFACE, UNLESS NOTED.
- 10.THE CONTRACTOR SHALL PROTECT ALL EXISTING AND NEW MATERIALS AND FINISHES FROM DAMAGE WHICH MAY OCCUR FROM CONSTRUCTION, DEMOLITION, PAINT, DUST, WATER, ETC. ALL SUCH DAMAGE SHALL BE REPAIRED OR REPLACED TO THE SATISFACTION OF THE ARCHITECT AND OWNER AT THE CONTRACTOR'S EXPENSE.
- 11.THE GENERAL CONTRACTOR SHALL PROVIDE A THOROUGH CLEAN-UP AT CLOSE-OUT, INCLUDING VACUUMING AND CLEANING ALL CARPETING.
- 12.PROVIDE WOOD BLOCKING IN WALLS AS REQUIRED FOR ALL WALL-SUPPORTED ITEMS. SEE DRAWINGS FOR CASEWORK ITEMS.

GENERAL NOTES:

- 1.DO NOT SCALE THE DRAWINGS.
- 2.REPORT ALL DIMENSIONAL DISCREPANCIES TO ARCHITECT FOR RESOLUTION.
- 3.ALL NON-PERPENDICULAR WALLS SHALL BE AT 45 DEGREES UNLESS OTHERWISE NOTED.
- 4.ALIGN FINISHED FACE OF NEW CONSTRUCTION WITH FINISHED FACE OF EXISTING WALLS.
- 5.ALL DIMENSIONS ARE TO FACE OF NEW GYPSUM BOARD FINISH OR EXISTING FINISHES UNLESS OTHERWISE NOTED.
- 6.HINGE SIDE OF ALL DOORS SHALL BE 5" OFF THE FACE OF ADJACENT WALL, UNLESS NOTED OTHERWISE.
- 7.PATCH FINISHES OF EXISTING WALLS AND CEILING TO REMAIN AS REQUIRED FOR UNIFORM, CLEAN APPEARANCE.
- 8.INSTALL WOOD BLOCKING IN WALLS BEHIND WALL-HUNG ITEMS AND TOILET ACCESSORIES.
- 9.INSTALL R-11 SOUND BATT INSULATION IN ALL WALLS, UNLESS NOTED OTHERWISE.



SCHOCK DESIGN

SCHOCKINTERIORS.COM

INFO@SCHOCKINTERIOS.COM

317-696-2502

PRATI MODEL

LOT 6 , LUCIUS LANE, PRATI



REVISION NUMBER: Project Number
DATE PUBLISHED: 6/30/2025 7:46:33 AM

APPROVED BY

J. GREG ALLEN

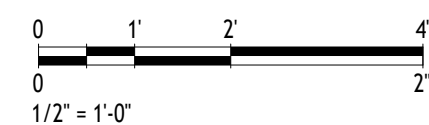
SIGNATURE: _____

DATE: _____

A101

Scale 1/4" = 1'-0"

First Floor Plan



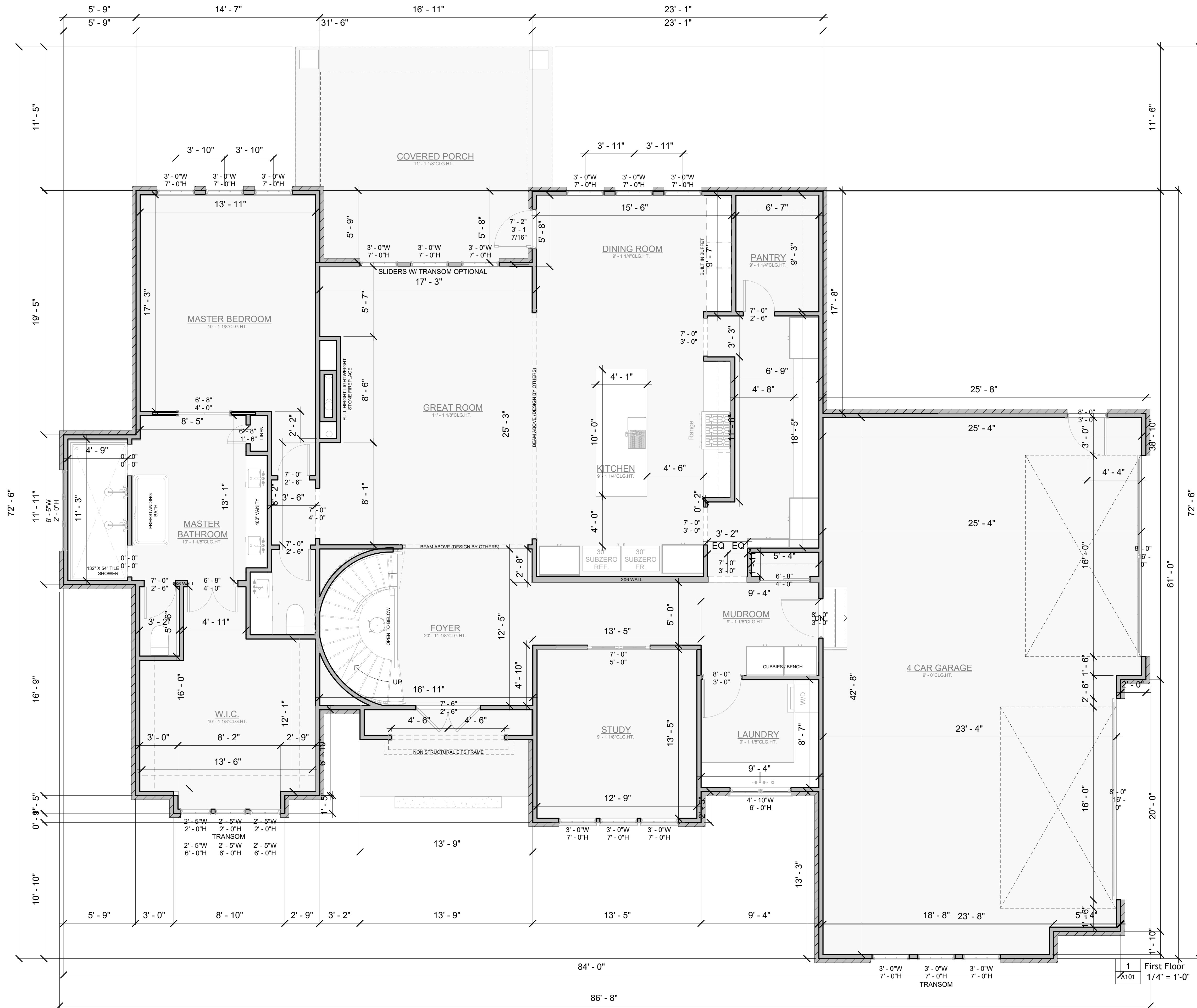
Area Schedule (FINISHED)

FINISHED FIRST FLOOR	2480 SF
FINISHED SECOND FLOOR	1547 SF
FINISHED BASEMENT	2055 SF
TOTAL FINISHED AREA	6082 SF

Area Schedule (UNFINISHED)

MECH. / STORAGE	342 SF
COVERED REAR PORCH	312 SF
COVERED FRONT PORCH	115 SF
4 CAR GARAGE	1008 SF
TOTAL UNFINISHED AREA	1777 SF

TOTAL AREA : 7,859 SQFT




ARCHITECTURAL NOTES:

- 1.VERIFY ALL EXISTING CONDITIONS PRIOR TO THE START OF CONSTRUCTION. NOTIFY THE ARCHITECT IMMEDIATELY OF ANY CONFLICTS PRIOR TO PROCEEDING WITH WORK.
- 2.THE CONTRACTOR SHALL FILE ALL DRAWINGS FOR PERMIT APPLICATION OR OTHER MATERIALS REQUIRED TO SECURE ANY AND ALL NECESSARY BUILDING PERMITS AS MIGHT BE REQUIRED BY ANY LOCAL ORDINANCES TO PERFORM THIS WORK.
- 3.THE DRAWINGS ARE NOT TO BE SCALED. FOR INFORMATION CONCERNING EXISTING PARTITIONS, ETC., VERIFICATION MUST BE DONE IN THE FIELD.
- 4.THE USE OF THE WORDS "PROVIDE" OR "PROVIDED" IN CONNECTION WITH ANY ITEM SPECIFIED, IS INTENDED TO MEAN, UNLESS OTHERWISE NOTED, THAT SUCH SHALL BE FURNISHED AND INSTALLED FOLLOWING MANUFACTURERS INSTRUCTIONS AND RECOMMENDATIONS, AND SUPPLYING AND INSTALLING ALL ASSOCIATED ITEMS AND ACCESSORIES AS REQUIRED, AND CONNECTED WHERE SO REQUIRED FOR A COMPLETE INSTALLATION.
- 5.UPON COMPLETION OF PROJECT, OBTAIN ALL FINAL INSPECTIONS AS REQUIRED BY LOCAL JURISDICTIONS AND FURNISH OWNER WITH EVIDENCE OF ALL SUCH INSPECTIONS AND CERTIFICATES OF OCCUPANCY.
- 6.UPON COMPLETION OF PROJECT, PROVIDE OWNER WITH ALL INSTRUCTION MANUALS, WARRANTIES OR OTHER DOCUMENTS REQUIRED FOR OPERATION OR MAINTENANCE OF ANY ITEM IN THE CONTRACTOR'S WORK.

- 7.THESE CONSTRUCTION NOTES AND/OR DRAWINGS ARE SUPPLIED TO ILLUSTRATE THE DESIGN AND GENERAL TYPE OF CONSTRUCTION DESIRED AND ARE INTENDED TO IMPLY THE FINAL QUALITY OF CONSTRUCTION, MATERIAL AND WORKMANSHIP THROUGHOUT.
- 8.THE GENERAL CONTRACTOR SHALL MAINTAIN A CURRENT AND COMPLETE SET OF CONSTRUCTION DRAWINGS ON THE SITE DURING ALL PHASES OF CONSTRUCTION FOR USE OF THE TRADES.
- 9.ALL DIMENSIONS ARE TO EXISTING FINISHED WALL SURFACE OR NEW FINISHED WALL SURFACE, UNLESS NOTED.
- 10.THE CONTRACTOR SHALL PROTECT ALL EXISTING AND NEW MATERIALS AND FINISHES FROM DAMAGE WHICH MAY OCCUR FROM CONSTRUCTION, DEMOLITION, PAINT, DUST, WATER, ETC. ALL SUCH DAMAGE SHALL BE REPAIRED OR REPLACED TO THE SATISFACTION OF THE ARCHITECT AND OWNER AT THE CONTRACTOR'S EXPENSE.
- 11.THE GENERAL CONTRACTOR SHALL PROVIDE A THOROUGH CLEAN-UP AT CLOSE-OUT, INCLUDING VACUUMING AND CLEANING ALL CARPETING.
- 12.PROVIDE WOOD BLOCKING IN WALLS AS REQUIRED FOR ALL WALL-SUPPORTED ITEMS. SEE DRAWINGS FOR CASEWORK ITEMS.

GENERAL NOTES:

- 1.DO NOT SCALE THE DRAWINGS.
- 2.REPORT ALL DIMENSIONAL DISCREPANCIES TO ARCHITECT FOR RESOLUTION.
- 3.ALL NON-PERPENDICULAR WALLS SHALL BE AT 45 DEGREES UNLESS OTHERWISE NOTED.
- 4.ALIGN FINISHED FACE OF NEW CONSTRUCTION WITH FINISHED FACE OF EXISTING WALLS.
- 5.ALL DIMENSIONS ARE TO FACE OF NEW GYPSUM BOARD FINISH OR EXISTING FINISHES UNLESS OTHERWISE NOTED.
- 6.HINGE SIDE OF ALL DOORS SHALL BE 5' OFF THE FACE OF ADJACENT WALL, UNLESS NOTED OTHERWISE.
- 7.PATCH FINISHES OF EXISTING WALLS AND CEILING TO REMAIN AS REQUIRED FOR UNIFORM, CLEAN APPEARANCE.
- 8.INSTALL WOOD BLOCKING IN WALLS BEHIND WALL-HUNG ITEMS AND TOILET ACCESSORIES.
- 9.INSTALL R-11 SOUND BATT INSULATION IN ALL WALLS, UNLESS NOTED OTHERWISE.



SCHOCK DESIGN

SCHOCKINTERIORS.COM

INFO@SCHOCKINTERIOS.COM

317-696-2502

PRATI MODEL

LOT 6 , LUCIUS LANE, PRATI



REVISION NUMBER: Project Number
DATE PUBLISHED: 6/30/2025 7:46:34 AM

APPROVED BY

J. GREG ALLEN

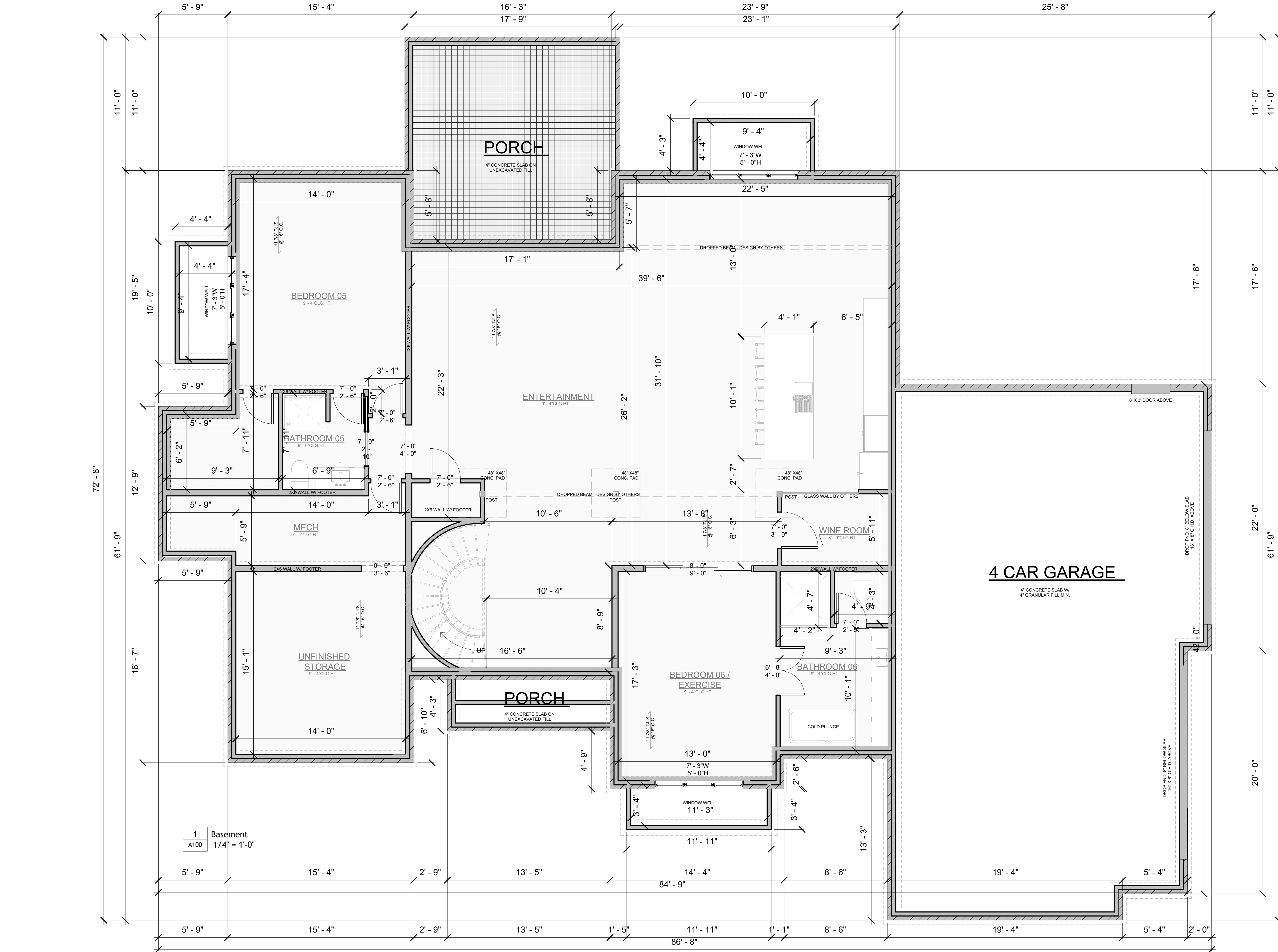
SIGNATURE: _____

DATE: _____

A100

Scale 1/4" = 1'-0"

Basement Plan



Area Schedule (FINISHED)

FINISHED FIRST FLOOR	2480 SF
FINISHED SECOND FLOOR	1547 SF
FINISHED BASEMENT	2055 SF
TOTAL FINISHED AREA	6082 SF

Area Schedule (UNFINISHED)

MECH. / STORAGE	342 SF
COVERED REAR PORCH	312 SF
COVERED FRONT PORCH	115 SF
4 CAR GARAGE	1008 SF
TOTAL UNFINISHED AREA	1777 SF

TOTAL AREA : 7,859 SQFT


ARCHITECTURAL NOTES:

- 1.VERIFY ALL EXISTING CONDITIONS PRIOR TO THE START OF CONSTRUCTION. NOTIFY THE ARCHITECT IMMEDIATELY OF ANY CONFLICTS PRIOR TO PROCEEDING WITH WORK.
- 2.THE CONTRACTOR SHALL FILE ALL DRAWINGS FOR PERMIT APPLICATION OR OTHER MATERIALS REQUIRED TO SECURE ANY AND ALL NECESSARY BUILDING PERMITS AS MIGHT BE REQUIRED BY ANY LOCAL ORDINANCES TO PERFORM THIS WORK.
- 3.THE DRAWINGS ARE NOT TO BE SCALED. FOR INFORMATION CONCERNING EXISTING PARTITIONS, ETC., VERIFICATION MUST BE DONE IN THE FIELD.
- 4.THE USE OF THE WORDS "PROVIDE" OR "PROVIDED" IN CONNECTION WITH ANY ITEM SPECIFIED, IS INTENDED TO MEAN, UNLESS OTHERWISE NOTED, THAT SUCH SHALL BE FURNISHED AND INSTALLED FOLLOWING MANUFACTURERS' INSTRUCTIONS AND RECOMMENDATIONS, AND SUPPLYING AND INSTALLING ALL ASSOCIATED ITEMS AND ACCESSORIES AS REQUIRED, AND CONNECTED WHERE SO REQUIRED FOR A COMPLETE INSTALLATION.
- 5.UPON COMPLETION OF PROJECT, OBTAIN ALL FINAL INSPECTIONS AS REQUIRED BY LOCAL JURISDICTIONS AND FURNISH OWNER WITH EVIDENCE OF ALL SUCH INSPECTIONS AND CERTIFICATES OF OCCUPANCY.
- 6.UPON COMPLETION OF PROJECT, PROVIDE OWNER WITH ALL INSTRUCTION MANUALS, WARRANTIES OR OTHER DOCUMENTS REQUIRED FOR OPERATION OR MAINTENANCE OF ANY ITEM IN THE CONTRACTOR'S WORK.

- 7.THESE CONSTRUCTION NOTES AND/OR DRAWINGS ARE SUPPLIED TO ILLUSTRATE THE DESIGN AND GENERAL TYPE OF CONSTRUCTION DESIRED AND ARE INTENDED TO IMPLY THE FINAL QUALITY OF CONSTRUCTION, MATERIAL AND WORKMANSHIP THROUGHOUT.
- 8.THE GENERAL CONTRACTOR SHALL MAINTAIN A CURRENT AND COMPLETE SET OF CONSTRUCTION DRAWINGS ON THE SITE DURING ALL PHASES OF CONSTRUCTION FOR USE OF THE TRADES.
- 9.ALL DIMENSIONS ARE TO EXISTING FINISHED WALL SURFACE OR NEW FINISHED WALL SURFACE, UNLESS NOTED.
- 10.THE CONTRACTOR SHALL PROTECT ALL EXISTING AND NEW MATERIALS AND FINISHES FROM DAMAGE WHICH MAY OCCUR FROM CONSTRUCTION, DEMOLITION, PAINT, DUST, WATER, ETC. ALL SUCH DAMAGE SHALL BE REPAIRED OR REPLACED TO THE SATISFACTION OF THE ARCHITECT AND OWNER AT THE CONTRACTOR'S EXPENSE.
- 11.THE GENERAL CONTRACTOR SHALL PROVIDE A THOROUGH CLEAN-UP AT CLOSE-OUT, INCLUDING VACUUMING AND CLEANING ALL CARPETING.
- 12.PROVIDE WOOD BLOCKING IN WALLS AS REQUIRED FOR ALL WALL-SUPPORTED ITEMS. SEE DRAWINGS FOR CASEWORK ITEMS.

GENERAL NOTES:

- 1.DO NOT SCALE THE DRAWINGS.
- 2.REPORT ALL DIMENSIONAL DISCREPANCIES TO ARCHITECT FOR RESOLUTION.
- 3.ALL NON-PERPENDICULAR WALLS SHALL BE AT 45 DEGREES UNLESS OTHERWISE NOTED.
- 4.ALIGN FINISHED FACE OF NEW CONSTRUCTION WITH FINISHED FACE OF EXISTING WALLS.
- 5.ALL DIMENSIONS ARE TO FACE OF NEW GYPSUM BOARD FINISH OR EXISTING FINISHES UNLESS OTHERWISE NOTED.
- 6.HINGE SIDE OF ALL DOORS SHALL BE 5" OFF THE FACE OF ADJACENT WALL, UNLESS NOTED OTHERWISE.
- 7.PATCH FINISHES OF EXISTING WALLS AND CEILING TO REMAIN AS REQUIRED FOR UNIFORM, CLEAN APPEARANCE.
- 8.INSTALL WOOD BLOCKING IN WALLS BEHIND WALL-HUNG ITEMS AND TOILET ACCESSORIES.
- 9.INSTALL R-11 SOUND BATT INSULATION IN ALL WALLS, UNLESS NOTED OTHERWISE.



SCHOCK DESIGN

SCHOCKINTERIORS.COM

INFO@SCHOCKINTERIOS.COM

317-696-2502

PRATI MODEL

LOT 6 , LUCIUS LANE, PRATI



REVISION NUMBER: Project Number

DATE PUBLISHED: 6/30/2025 7:46:34 AM

APPROVED BY

J. GREG ALLEN

SIGNATURE: _____

DATE: _____

A102

Scale 1/4" = 1'-0"

Second Floor Plan

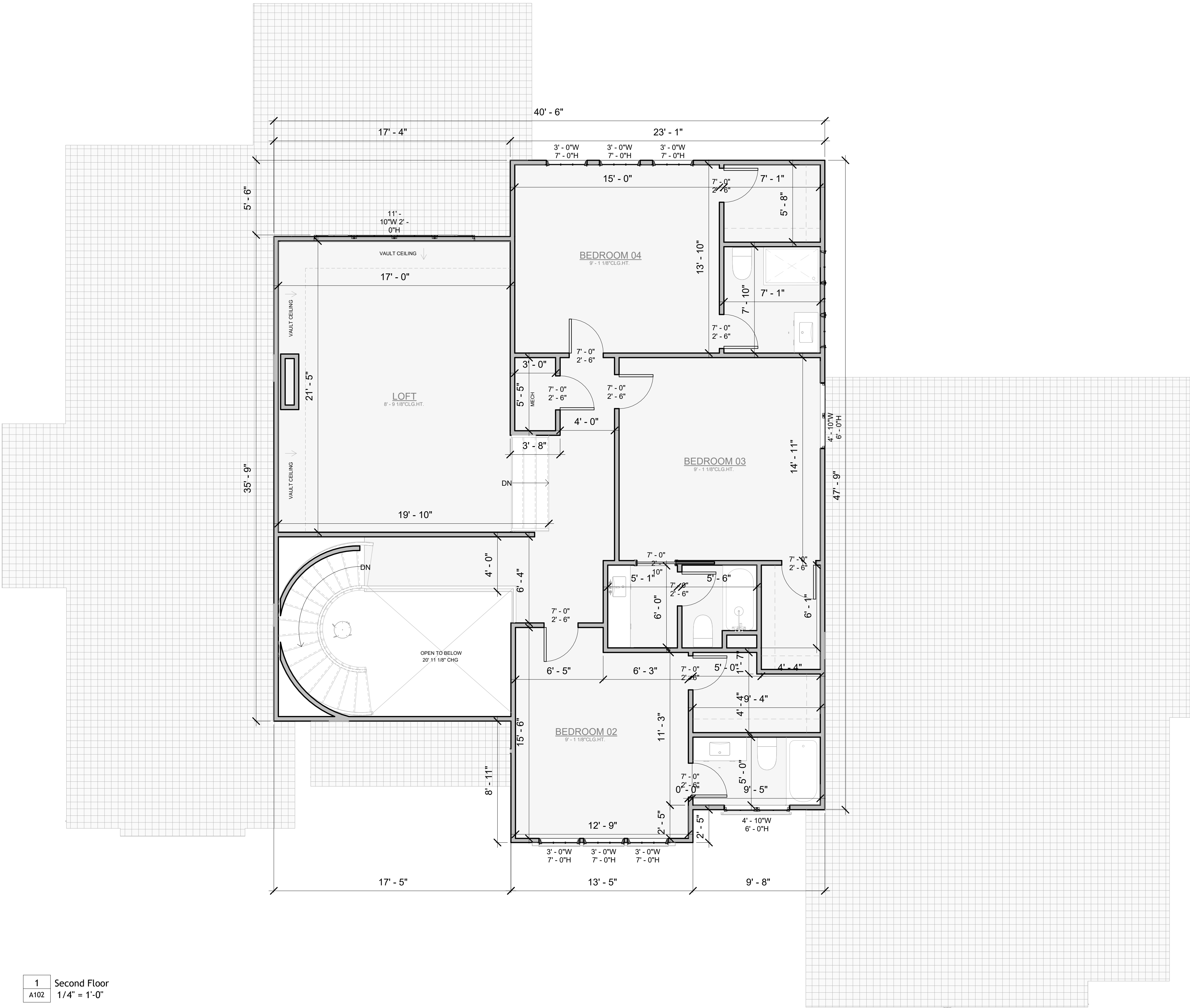
Area Schedule (FINISHED)

FINISHED FIRST FLOOR	2480 SF
FINISHED SECOND FLOOR	1547 SF
FINISHED BASEMENT	2055 SF
TOTAL FINISHED AREA	6082 SF

Area Schedule (UNFINISHED)

MECH. / STORAGE	342 SF
COVERED REAR PORCH	312 SF
COVERED FRONT PORCH	115 SF
4 CAR GARAGE	1008 SF
TOTAL UNFINISHED AREA	1777 SF

TOTAL AREA : 7,859 SQFT



1 Second Floor
A102 1/4" = 1'-0"


ARCHITECTURAL NOTES:

- 1.VERIFY ALL EXISTING CONDITIONS PRIOR TO THE START OF CONSTRUCTION. NOTIFY THE ARCHITECT IMMEDIATELY OF ANY CONFLICTS PRIOR TO PROCEEDING WITH WORK.
- 2.THE CONTRACTOR SHALL FILE ALL DRAWINGS FOR PERMIT APPLICATION OR OTHER MATERIALS REQUIRED TO SECURE ANY AND ALL NECESSARY BUILDING PERMITS AS MIGHT BE REQUIRED BY ANY LOCAL ORDINANCES TO PERFORM THIS WORK.
- 3.THE DRAWINGS ARE NOT TO BE SCALED. FOR INFORMATION CONCERNING EXISTING PARTITIONS, ETC., VERIFICATION MUST BE DONE IN THE FIELD.
- 4.THE USE OF THE WORDS "PROVIDE" OR "PROVIDED" IN CONNECTION WITH ANY ITEM SPECIFIED, IS INTENDED TO MEAN, UNLESS OTHERWISE NOTED, THAT SUCH SHALL BE FURNISHED AND INSTALLED FOLLOWING MANUFACTURERS INSTRUCTIONS AND RECOMMENDATIONS, AND SUPPLYING AND INSTALLING ALL ASSOCIATED ITEMS AND ACCESSORIES AS REQUIRED, AND CONNECTED WHERE SO REQUIRED FOR A COMPLETE INSTALLATION.
- 5.UPON COMPLETION OF PROJECT, OBTAIN ALL FINAL INSPECTIONS AS REQUIRED BY LOCAL JURISDICTIONS AND FURNISH OWNER WITH EVIDENCE OF ALL SUCH INSPECTIONS AND CERTIFICATES OF OCCUPANCY.
- 6.UPON COMPLETION OF PROJECT, PROVIDE OWNER WITH ALL INSTRUCTION MANUALS, WARRANTIES OR OTHER DOCUMENTS REQUIRED FOR OPERATION OR MAINTENANCE OF ANY ITEM IN THE CONTRACTOR'S WORK.

- 7.THESE CONSTRUCTION NOTES AND/OR DRAWINGS ARE SUPPLIED TO ILLUSTRATE THE DESIGN AND GENERAL TYPE OF CONSTRUCTION DESIRED AND ARE INTENDED TO IMPLY THE FINAL QUALITY OF CONSTRUCTION, MATERIAL AND WORKMANSHIP THROUGHOUT.
- 8.THE GENERAL CONTRACTOR SHALL MAINTAIN A CURRENT AND COMPLETE SET OF CONSTRUCTION DRAWINGS ON THE SITE DURING ALL PHASES OF CONSTRUCTION FOR USE OF THE TRADES.
- 9.ALL DIMENSIONS ARE TO EXISTING FINISHED WALL SURFACE OR NEW FINISHED WALL SURFACE, UNLESS NOTED.
- 10.THE CONTRACTOR SHALL PROTECT ALL EXISTING AND NEW MATERIALS AND FINISHES FROM DAMAGE WHICH MAY OCCUR FROM CONSTRUCTION, DEMOLITION, PAINT, DUST, WATER, ETC. ALL SUCH DAMAGE SHALL BE REPAIRED OR REPLACED TO THE SATISFACTION OF THE ARCHITECT AND OWNER AT THE CONTRACTOR'S EXPENSE.
- 11.THE GENERAL CONTRACTOR SHALL PROVIDE A THOROUGH CLEAN-UP AT CLOSE-OUT, INCLUDING VACUUMING AND CLEANING ALL CARPETING.
- 12.PROVIDE WOOD BLOCKING IN WALLS AS REQUIRED FOR ALL WALL-SUPPORTED ITEMS. SEE DRAWINGS FOR CASEWORK ITEMS.

GENERAL NOTES:

- 1.DO NOT SCALE THE DRAWINGS.
- 2.REPORT ALL DIMENSIONAL DISCREPANCIES TO ARCHITECT FOR RESOLUTION.
- 3.ALL NON-PERPENDICULAR WALLS SHALL BE AT 45 DEGREES UNLESS OTHERWISE NOTED.
- 4.ALIGN FINISHED FACE OF NEW CONSTRUCTION WITH FINISHED FACE OF EXISTING WALLS.
- 5.ALL DIMENSIONS ARE TO FACE OF NEW GYPSUM BOARD FINISH OR EXISTING FINISHES UNLESS OTHERWISE NOTED.
- 6.HINGE SIDE OF ALL DOORS SHALL BE 5' OFF THE FACE OF ADJACENT WALL, UNLESS NOTED OTHERWISE.
- 7.PATCH FINISHES OF EXISTING WALLS AND CEILING TO REMAIN AS REQUIRED FOR UNIFORM, CLEAN APPEARANCE.
- 8.INSTALL WOOD BLOCKING IN WALLS BEHIND WALL-HUNG ITEMS AND TOILET ACCESSORIES.
- 9.INSTALL R-11 SOUND BATT INSULATION IN ALL WALLS, UNLESS NOTED OTHERWISE.



SCHOCK DESIGN

SCHOCKINTERIORS.COM

INFO@SCHOCKINTERIOS.COM

317-696-2502

PRATI MODEL

LOT 6 , LUCIUS LANE, PRATI



REVISION NUMBER: Project Number

DATE PUBLISHED: 6/30/2025 7:46:35 AM

APPROVED BY

J. GREG ALLEN

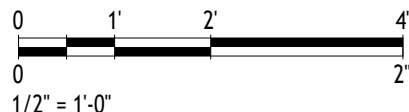
SIGNATURE:

DATE:

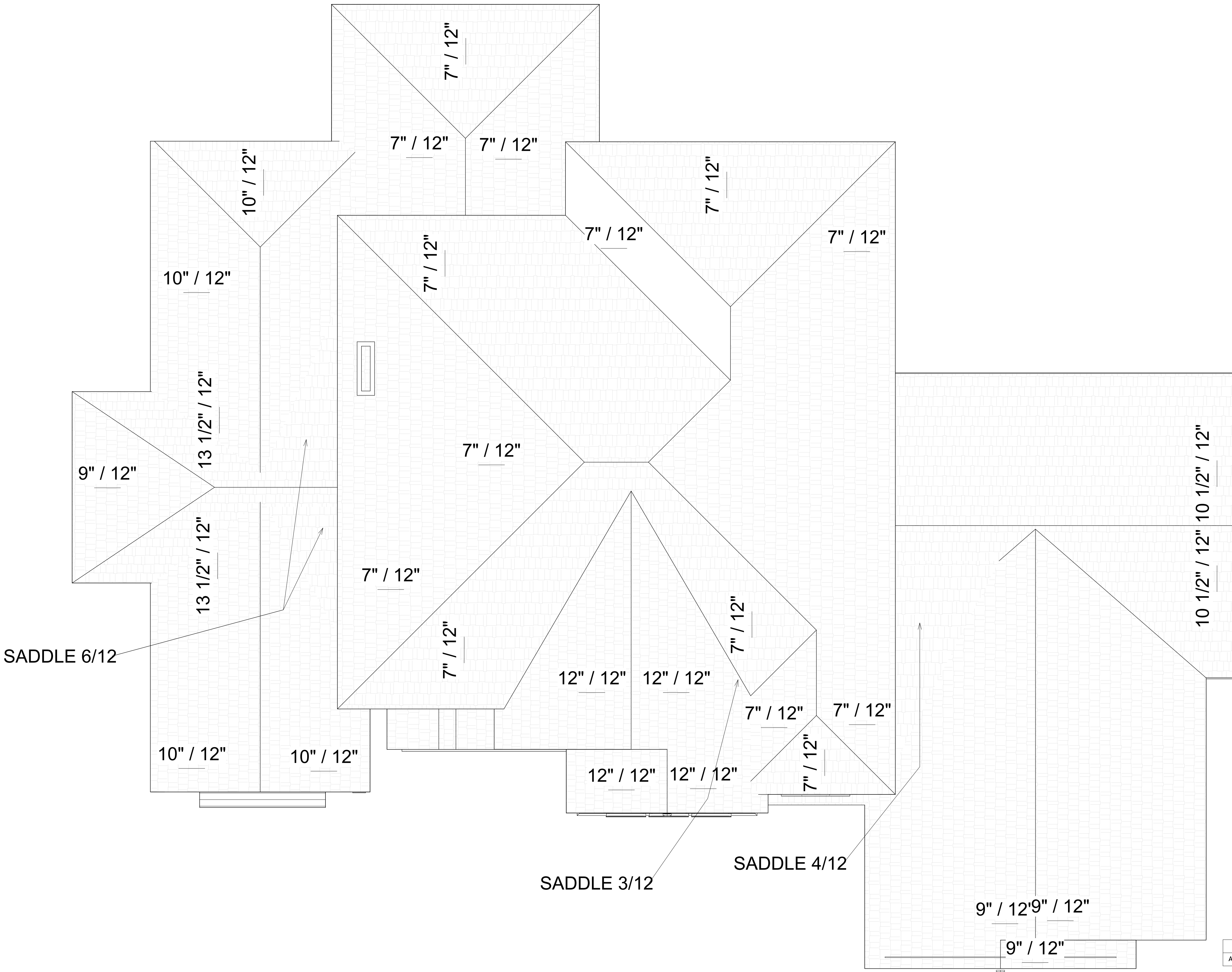
A106

Scale 1/4" = 1'-0"

Roof Plan



1/2" = 1'-0"



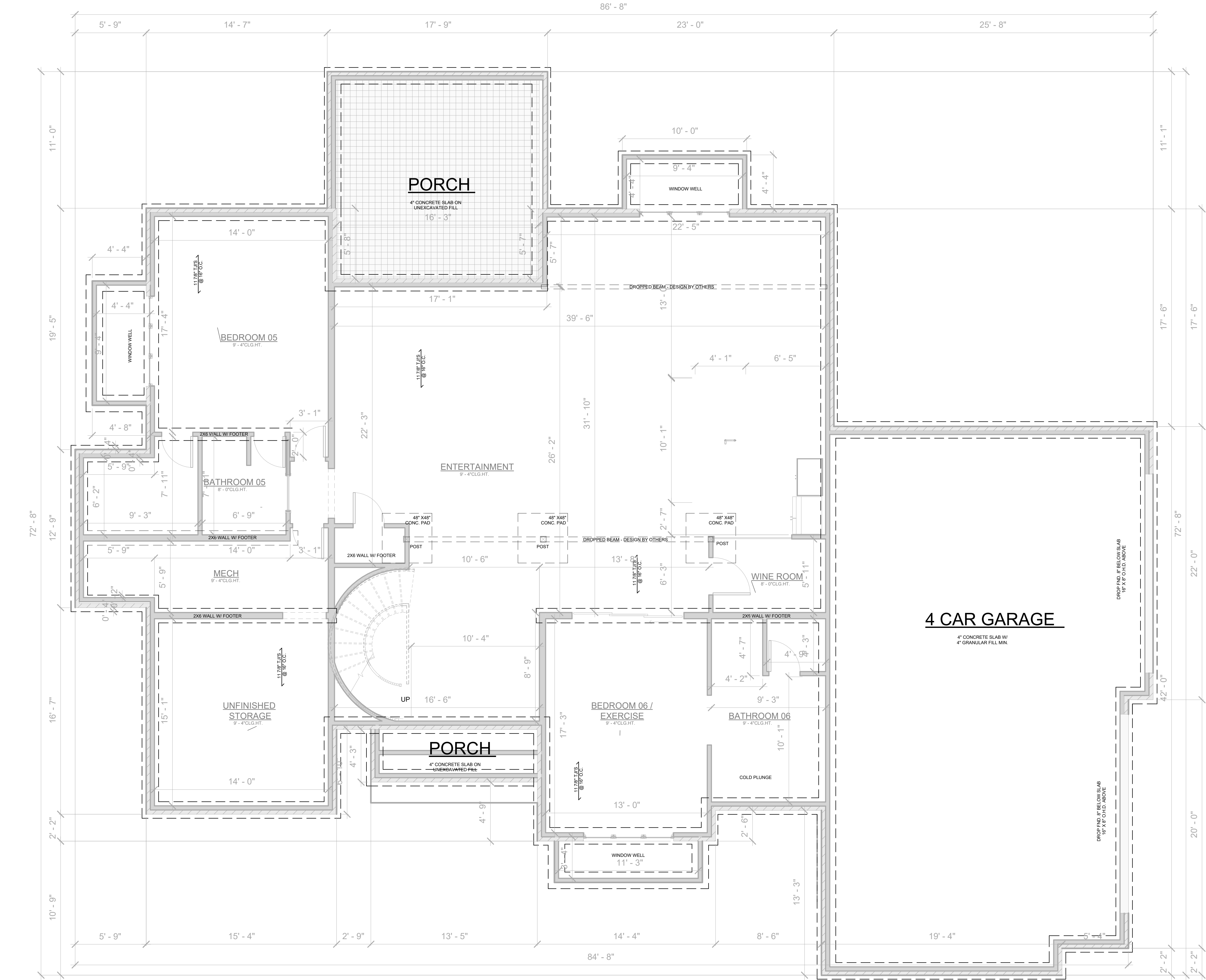
1
A106
Roof Plan
1/4" = 1'-0"

ARCHITECTURAL NOTES:


- 1.VERIFY ALL EXISTING CONDITIONS PRIOR TO THE START OF CONSTRUCTION. NOTIFY THE ARCHITECT IMMEDIATELY OF ANY CONFLICTS PRIOR TO PROCEEDING WITH WORK.
- 2.THE CONTRACTOR SHALL FILE ALL DRAWINGS FOR PERMIT APPLICATION OR OTHER MATERIALS REQUIRED TO SECURE ANY AND ALL NECESSARY BUILDING PERMITS AS MIGHT BE REQUIRED BY ANY LOCAL ORDINANCES TO PERFORM THIS WORK.
- 3.THE DRAWINGS ARE NOT TO BE SCALED. FOR INFORMATION CONCERNING EXISTING PARTITIONS, ETC., VERIFICATION MUST BE DONE IN THE FIELD.
- 4.THE USE OF THE WORDS "PROVIDE" OR "PROVIDED" IN CONNECTION WITH ANY ITEM SPECIFIED, IS INTENDED TO MEAN, UNLESS OTHERWISE NOTED, THAT SUCH SHALL BE FURNISHED AND INSTALLED FOLLOWING MANUFACTURERS INSTRUCTIONS AND RECOMMENDATIONS, AND SUPPLYING AND INSTALLING ALL ASSOCIATED ITEMS AND ACCESSORIES AS REQUIRED, AND CONNECTED WHERE SO REQUIRED FOR A COMPLETE INSTALLATION.
- 5.UPON COMPLETION OF PROJECT, OBTAIN ALL FINAL INSPECTIONS AS REQUIRED BY LOCAL JURISDICTIONS AND FURNISH OWNER WITH EVIDENCE OF ALL SUCH INSPECTIONS AND CERTIFICATES OF OCCUPANCY.
- 6.UPON COMPLETION OF PROJECT, PROVIDE OWNER WITH ALL INSTRUCTION MANUALS, WARRANTIES OR OTHER DOCUMENTS REQUIRED FOR OPERATION OR MAINTENANCE OF ANY ITEM IN THE CONTRACTOR'S WORK.

GENERAL NOTES:

- 1.DO NOT SCALE THE DRAWINGS.
- 2.REPORT ALL DIMENSIONAL DISCREPANCIES TO ARCHITECT FOR RESOLUTION.
- 3.ALL NON-PERPENDICULAR WALLS SHALL BE AT 45 DEGREES UNLESS OTHERWISE NOTED.
- 4.ALIGN FINISHED FACE OF NEW CONSTRUCTION WITH FINISHED FACE OF EXISTING WALLS.
- 5.ALL DIMENSIONS ARE TO FACE OF NEW GYPSUM BOARD FINISH OR EXISTING FINISHES UNLESS OTHERWISE NOTED.
- 6.HINGE SIDE OF ALL DOORS SHALL BE 5' OFF THE FACE OF ADJACENT WALL, UNLESS NOTED OTHERWISE.
- 7.PATCH FINISHES OF EXISTING WALLS AND CEILING TO REMAIN AS REQUIRED FOR UNIFORM, CLEAN APPEARANCE.
- 8.INSTALL WOOD BLOCKING IN WALLS BEHIND WALL-HUNG ITEMS AND TOILET ACCESSORIES.
- 9.INSTALL R-11 SOUND BATT INSULATION IN ALL WALLS, UNLESS NOTED OTHERWISE.



1 FOUNDATION PLAN
1/4" = 1'-0"



SCHOCK DESIGN

SCHOCKINTERIORS.COM

INFO@SCHOCKINTERIORS.COM

317-696-2502

PRATI MODEL

LOT 6 , LUCIUS LANE, PRATI

Project number Project Number

Date

CLIENT APPROVAL

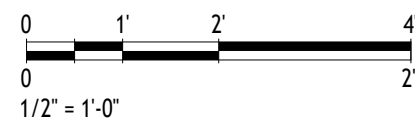
SIGNATURE:

DATE: 6/30/2025 7:46:35 AM

So

Scale 1/4" = 1'-0"

Foundation Plan



NOTE:
ALL ELECTRICAL DEVICES AND FIXTURES AND IN ALL LIVING QUARTERS TO BE PROTECTED WITH A.F.I. BREAKER

1. PREWIRE FOR SECURITY AND LOW VOLTAGE SYSTEMS

2. INSTALL RG-6 COAXIAL CABLE AND CAT-6 TWISTED PAIR WIRE (SEE BUILDER FOR DETAILS)







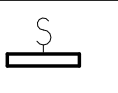
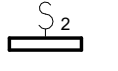
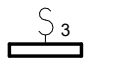
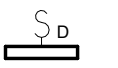




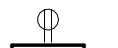







3. SEE SMOKE DETECTOR AND POOL ALARM NOTES BELOW

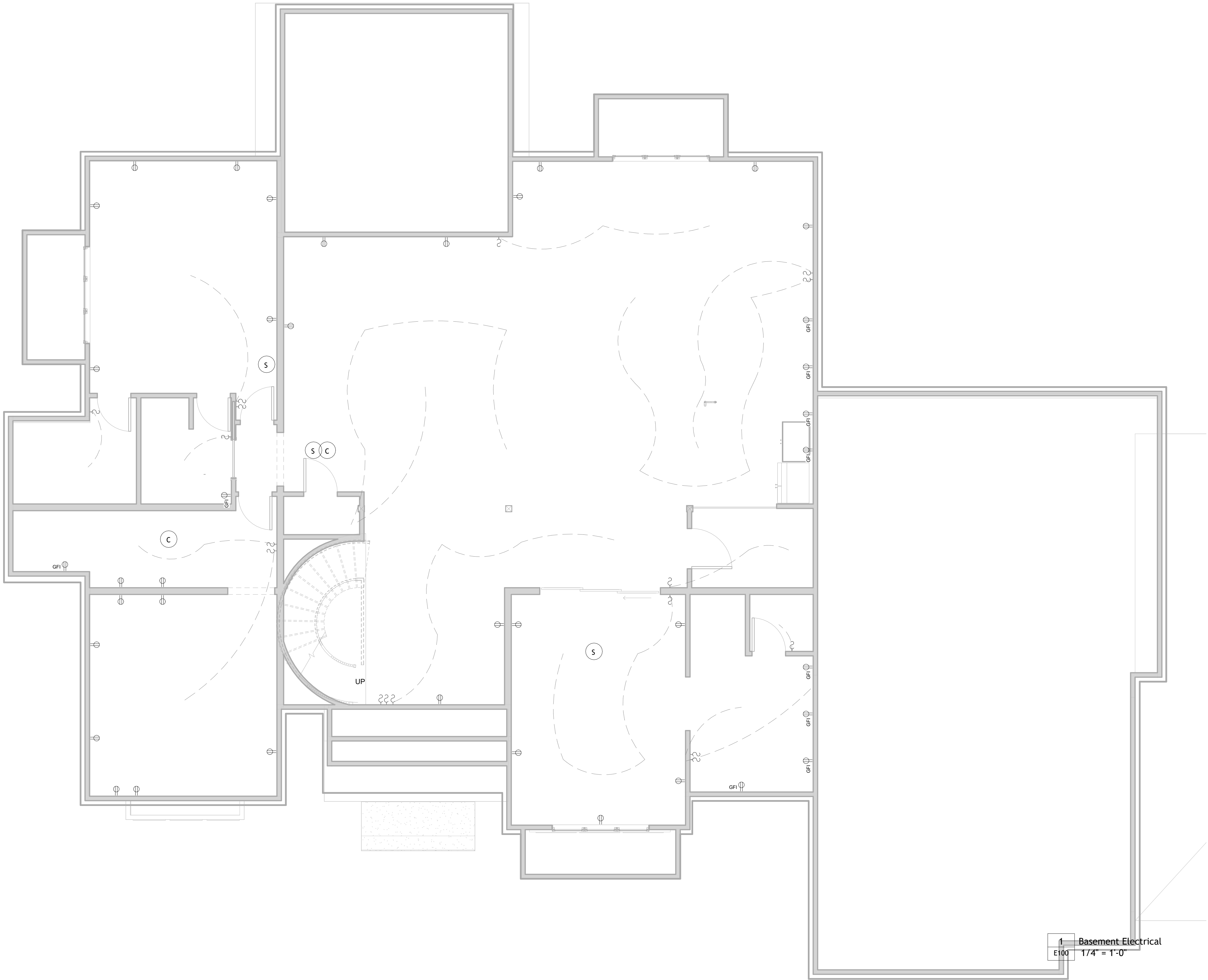
4.ALL ELECTRICAL SHALL BE IN ACCORDANCE WITH LOCAL CODES

SMOKE DETECTORS POWERED BY HOUSE ELECTRIC W/ BATTERY BACKUP AND INTERCONNECTED. INSTALLED IN EACH SLEEPING ROOM AND IN HALL OR AREA IMMEDIATELY OUTSIDE EACH ROOM AND AT HIGHEST POINT OF EACH STORY OF RESIDENCE


NOTE:
ELECTRICAL CONTRACTOR AND OR SECURITY SYSTEM CONTRACTOR SHALL BE RESPONSIBLE TO ENSURE THAT ALL DOORS AND WINDOWS PROVIDING DIRECT ACCESS FROM THE HOME TO THE POOL WILL BE EQUIPPED WITH AND EXIT ALARM THAT HAS A MINIMUM SOUND PRESSURE RATINGOF 85 DECIBALS AT 10 FEET

NOTE:
CARBON MONOXIDE PROTECTION SHALL BE PROVIDED WITHIN TEN FEET OF EACH ROOM USED FOR SLEEPING

ELECTRICAL LEGEND	
	CEILING LIGHT - LINEAR BOX
	EXT. FLOOD LAMP
	DECORATIVE WALL SCONCE
	DECORATIVE PENDANT
	DOWNLIGHT - RECESSED CAN (TYPE 2)
	DOWNLIGHT - RECESSED CAN (STANDARD)
	SWITCH-SINGLE (SINGLE)
	SWITCH- DOUBLE (DOUBLE)
	SWITCH- THREE WAY (THREE WAY)
	SWITCH- DIMMER (DIMMER)
	RECEPTACLE - 220V (STANDARD)
	OUTLET - TRIPLEX (SINGLE)
	OUTLET - RANGE (SINGLE)
	OUTLET - GFI (SINGLE)
	OUTLET - DUPLEX (SINGLE)
	OUTLET FLOOR - SINGLE (SINGLE)
	JUNCTION BOX
	CEILING FAN (DECORATIVE)
	FAN (STANDARD)
	TRANSFORMER SWITCHBOARD
	POWER PANEL
	LIGHTING PANEL



1 Basement Electrical
E100 1/4" = 1'-0"



SCHOCKINTERIORS.COM
INFO@SCHOCKINTERIOS.COM
317-696-2502

PRATI MODEL
LOT 6 , LUCIUS LANE, PRATI

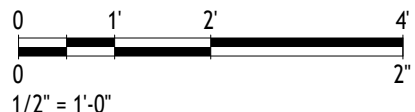


REVISION NUMBER: Project Number
DATE PUBLISHED: 6/30/2025 7:46:35 AM
APPROVED BY
J. GREG ALLEN

SIGNATURE: _____
DATE: _____

E100
Scale As indicated

Basement
Electrical Plan



ARCHITECTURAL NOTES:

- 1.VERIFY ALL EXISTING CONDITIONS PRIOR TO THE START OF CONSTRUCTION. NOTIFY THE ARCHITECT IMMEDIATELY OF ANY CONFLICTS PRIOR TO PROCEEDING WITH WORK.
- 2.THE CONTRACTOR SHALL FILE ALL DRAWINGS FOR PERMIT APPLICATION OR OTHER MATERIALS REQUIRED TO SECURE ANY AND ALL NECESSARY BUILDING PERMITS AS MIGHT BE REQUIRED BY ANY LOCAL ORDINANCES TO PERFORM THIS WORK.
- 3.THE DRAWINGS ARE NOT TO BE SCALED. FOR INFORMATION CONCERNING EXISTING PARTITIONS, ETC., VERIFICATION MUST BE DONE IN THE FIELD.
- 4.THE USE OF THE WORDS "PROVIDE" OR "PROVIDED" IN CONNECTION WITH ANY ITEM SPECIFIED, IS INTENDED TO MEAN, UNLESS OTHERWISE NOTED, THAT SUCH SHALL BE FURNISHED AND INSTALLED FOLLOWING MANUFACTURERS' INSTRUCTIONS AND RECOMMENDATIONS, AND SUPPLYING AND INSTALLING ALL ASSOCIATED ITEMS AND ACCESSORIES AS REQUIRED, AND CONNECTED WHERE SO REQUIRED FOR A COMPLETE INSTALLATION.
- 5.UPON COMPLETION OF PROJECT, OBTAIN ALL FINAL INSPECTIONS AS REQUIRED BY LOCAL JURISDICTIONS AND FURNISH OWNER WITH EVIDENCE OF ALL SUCH INSPECTIONS AND CERTIFICATES OF OCCUPANCY.
- 6.UPON COMPLETION OF PROJECT, PROVIDE OWNER WITH ALL INSTRUCTION MANUALS, WARRANTIES OR OTHER DOCUMENTS REQUIRED FOR OPERATION OR MAINTENANCE OF ANY ITEM IN THE CONTRACTOR'S WORK.

GENERAL NOTES:

- 1.DO NOT SCALE THE DRAWINGS.
- 2.REPORT ALL DIMENSIONAL DISCREPANCIES TO ARCHITECT FOR RESOLUTION.
- 3.ALL NON-PERPENDICULAR WALLS SHALL BE AT 45 DEGREES UNLESS OTHERWISE NOTED.
- 4.ALIGN FINISHED FACE OF NEW CONSTRUCTION WITH FINISHED FACE OF EXISTING WALLS.
- 5.ALL DIMENSIONS ARE TO FACE OF NEW GYPSUM BOARD FINISH OR EXISTING FINISHES UNLESS OTHERWISE NOTED.
- 6.HINGE SIDE OF ALL DOORS SHALL BE 5" OFF THE FACE OF ADJACENT WALL, UNLESS NOTED OTHERWISE.
- 7.PATCH FINISHES OF EXISTING WALLS AND CEILING TO REMAIN AS REQUIRED FOR UNIFORM, CLEAN APPEARANCE.
- 8.INSTALL WOOD BLOCKING IN WALLS BEHIND WALL-HUNG ITEMS AND TOILET ACCESSORIES.
- 9.INSTALL R-11 SOUND BATT INSULATION IN ALL WALLS, UNLESS NOTED OTHERWISE.

- 7.THESE CONSTRUCTION NOTES AND/OR DRAWINGS ARE SUPPLIED TO ILLUSTRATE THE DESIGN AND GENERAL TYPE OF CONSTRUCTION DESIRED AND ARE INTENDED TO IMPLY THE FINAL QUALITY OF CONSTRUCTION, MATERIAL AND WORKMANSHIP THROUGHOUT.
- 8.THE GENERAL CONTRACTOR SHALL MAINTAIN A CURRENT AND COMPLETE SET OF CONSTRUCTION DRAWINGS ON THE SITE DURING ALL PHASES OF CONSTRUCTION FOR USE OF THE TRADES.
- 9.ALL DIMENSIONS ARE TO EXISTING FINISHED WALL SURFACE OR NEW FINISHED WALL SURFACE, UNLESS NOTED.
- 10.THE CONTRACTOR SHALL PROTECT ALL EXISTING AND NEW MATERIALS AND FINISHES FROM DAMAGE WHICH MAY OCCUR FROM CONSTRUCTION, DEMOLITION, PAINT, DUST, WATER, ETC. ALL SUCH DAMAGE SHALL BE REPAIRED OR REPLACED TO THE SATISFACTION OF THE ARCHITECT AND OWNER AT THE CONTRACTOR'S EXPENSE.
- 11.THE GENERAL CONTRACTOR SHALL PROVIDE A THOROUGH CLEAN-UP AT CLOSE-OUT, INCLUDING VACUUMING AND CLEANING ALL CARPETING.
- 12.PROVIDE WOOD BLOCKING IN WALLS AS REQUIRED FOR ALL WALL-SUPPORTED ITEMS. SEE DRAWINGS FOR CASEWORK ITEMS.

NOTE:
ALL ELECTRICAL DEVICES AND FIXTURES AND IN ALL LIVING QUARTERS TO BE PROTECTED WITH A.F.I. BREAKER

1. PREWIRE FOR SECURITY AND LOW VOLTAGE SYSTEMS
2. INSTALL RG-6 COAXIAL CABLE AND CAT-6 TWISTED PAIR WIRE (SEE BUILDER FOR DETAILS)
3. SEE SMOKE DETECTOR AND POOL ALARM NOTES BELOW
- 4.ALL ELECTRICAL SHALL BE IN ACCORDANCE WITH LOCAL CODES

SMOKE DETECTORS POWERED BY HOUSE ELECTRIC W/ BATTERY BACKUP AND INTERCONNECTED. INSTALLED IN EACH SLEEPING ROOM AND IN HALL OR AREA IMMEDIATELY OUTSIDE EACH ROOM AND AT HIGHEST POINT OF EACH STORY OF RESIDENCE

NOTE:
ELECTRICAL CONTRACTOR AND OR SECURITY SYSTEM CONTRACTOR SHALL BE RESPONSIBLE TO ENSURE THAT ALL DOORS AND WINDOWS PROVIDING DIRECT ACCESS FROM THE HOME TO THE POOL WILL BE EQUIPPED WITH AND EXIT ALARM THAT HAS A MINIMUM SOUND PRESSURE RATING OF 85 DECIBELS AT 10 FEET

NOTE:
CARBON MONOXIDE PROTECTION SHALL BE PROVIDED WITHIN TEN FEET OF EACH ROOM USED FOR SLEEPING

ELECTRICAL LEGEND	
	CEILING LIGHT - LINEAR BOX
	EXT. FLOOD LAMP
	DECORATIVE WALL SCONCE
	DECORATIVE PENDANT
	DOWNLIGHT - RECESSED CAN (TYPE 2)
	DOWNLIGHT - RECESSED CAN (STANDARD)
	SWITCH-SINGLE (SINGLE)
	SWITCH- DOUBLE (DOUBLE)
	SWITCH- THREE WAY (THREE WAY)
	SWITCH- DIMMER (DIMMER)
	RECEPTACLE - 220V (STANDARD)
	OUTLET - TRIPLEX (SINGLE)
	OUTLET - RANGE (SINGLE)
	OUTLET - GFI (SINGLE)
	OUTLET - DUPLEX (SINGLE)
	OUTLET FLOOR - SINGLE (SINGLE)
	JUNCTION BOX
	CEILING FAN (DECORATIVE)
	FAN (STANDARD)
	TRANSFORMER SWITCHBOARD
	POWER PANEL
	LIGHTING PANEL



1 First Floor Electrical
E101 1/4" = 1'-0"



SCHOCKINTERIORS.COM
INFO@SCHOCKINTERIOS.COM
317-696-2502

PRATI MODEL
LOT 6 , LUCIUS LANE, PRATI



REVISION NUMBER: Project Number

DATE PUBLISHED: 6/30/2025 7:46:36 AM

APPROVED BY

J. GREG ALLEN

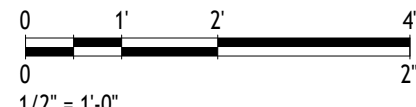
SIGNATURE: _____

DATE: _____

E101

Scale As indicated

First Floor
Electrical



ARCHITECTURAL NOTES:

- 1.VERIFY ALL EXISTING CONDITIONS PRIOR TO THE START OF CONSTRUCTION. NOTIFY THE ARCHITECT IMMEDIATELY OF ANY CONFLICTS PRIOR TO PROCEEDING WITH WORK.
- 2.THE CONTRACTOR SHALL FILE ALL DRAWINGS FOR PERMIT APPLICATION OR OTHER MATERIALS REQUIRED TO SECURE ANY AND ALL NECESSARY BUILDING PERMITS AS MIGHT BE REQUIRED BY ANY LOCAL ORDINANCES TO PERFORM THIS WORK.
- 3.THE DRAWINGS ARE NOT TO BE SCALED. FOR INFORMATION CONCERNING EXISTING PARTITIONS, ETC., VERIFICATION MUST BE DONE IN THE FIELD.
- 4.THE USE OF THE WORDS "PROVIDE" OR "PROVIDED" IN CONNECTION WITH ANY ITEM SPECIFIED, IS INTENDED TO MEAN, UNLESS OTHERWISE NOTED, THAT SUCH SHALL BE FURNISHED AND INSTALLED FOLLOWING MANUFACTURERS' INSTRUCTIONS AND RECOMMENDATIONS, AND SUPPLYING AND INSTALLING ALL ASSOCIATED ITEMS AND ACCESSORIES AS REQUIRED, AND CONNECTED WHERE SO REQUIRED FOR A COMPLETE INSTALLATION.
- 5.UPON COMPLETION OF PROJECT, OBTAIN ALL FINAL INSPECTIONS AS REQUIRED BY LOCAL JURISDICTIONS AND FURNISH OWNER WITH EVIDENCE OF ALL SUCH INSPECTIONS AND CERTIFICATES OF OCCUPANCY.
- 6.UPON COMPLETION OF PROJECT, PROVIDE OWNER WITH ALL INSTRUCTION MANUALS, WARRANTIES OR OTHER DOCUMENTS REQUIRED FOR OPERATION OR MAINTENANCE OF ANY ITEM IN THE CONTRACTOR'S WORK.

- 7.THESE CONSTRUCTION NOTES AND/OR DRAWINGS ARE SUPPLIED TO ILLUSTRATE THE DESIGN AND GENERAL TYPE OF CONSTRUCTION DESIRED AND ARE INTENDED TO IMPLY THE FINAL QUALITY OF CONSTRUCTION, MATERIAL AND WORKMANSHIP THROUGHOUT.
- 8.THE GENERAL CONTRACTOR SHALL MAINTAIN A CURRENT AND COMPLETE SET OF CONSTRUCTION DRAWINGS ON THE SITE DURING ALL PHASES OF CONSTRUCTION FOR USE OF THE TRADES.
- 9.ALL DIMENSIONS ARE TO EXISTING FINISHED WALL SURFACE OR NEW FINISHED WALL SURFACE, UNLESS NOTED.
- 10.THE CONTRACTOR SHALL PROTECT ALL EXISTING AND NEW MATERIALS AND FINISHES FROM DAMAGE WHICH MAY OCCUR FROM CONSTRUCTION, DEMOLITION, PAINT, DUST, WATER, ETC. ALL SUCH DAMAGE SHALL BE REPAIRED OR REPLACED TO THE SATISFACTION OF THE ARCHITECT AND OWNER AT THE CONTRACTOR'S EXPENSE.
- 11.THE GENERAL CONTRACTOR SHALL PROVIDE A THOROUGH CLEAN-UP AT CLOSE-OUT, INCLUDING VACUUMING AND CLEANING ALL CARPETING.
- 12.PROVIDE WOOD BLOCKING IN WALLS AS REQUIRED FOR ALL WALL-SUPPORTED ITEMS. SEE DRAWINGS FOR CASEWORK ITEMS.

GENERAL NOTES:

- 1.DO NOT SCALE THE DRAWINGS.
- 2.REPORT ALL DIMENSIONAL DISCREPANCIES TO ARCHITECT FOR RESOLUTION.
- 3.ALL NON-PERPENDICULAR WALLS SHALL BE AT 45 DEGREES UNLESS OTHERWISE NOTED.
- 4.ALIGN FINISHED FACE OF NEW CONSTRUCTION WITH FINISHED FACE OF EXISTING WALLS.
- 5.ALL DIMENSIONS ARE TO FACE OF NEW GYPSUM BOARD FINISH OR EXISTING FINISHES UNLESS OTHERWISE NOTED.
- 6.HINGE SIDE OF ALL DOORS SHALL BE 5" OFF THE FACE OF ADJACENT WALL, UNLESS NOTED OTHERWISE.
- 7.PATCH FINISHES OF EXISTING WALLS AND CEILING TO REMAIN AS REQUIRED FOR UNIFORM, CLEAN APPEARANCE.
- 8.INSTALL WOOD BLOCKING IN WALLS BEHIND WALL-HUNG ITEMS AND TOILET ACCESSORIES.
- 9.INSTALL R-11 SOUND BATT INSULATION IN ALL WALLS, UNLESS NOTED OTHERWISE.

NOTE:
ALL ELECTRICAL DEVICES AND FIXTURES AND IN ALL LIVING QUARTERS TO BE PROTECTED WITH A.F.I. BREAKER

1. PREWIRE FOR SECURITY AND LOW VOLTAGE SYSTEMS

2. INSTALL RG-8 COAXIAL CABLE AND CAT-6 TWISTED PAIR WIRE (SEE BUILDER FOR DETAILS)

3. SEE SMOKE DETECTOR AND POOL ALARM NOTES BELOW























4.ALL ELECTRICAL SHALL BE IN ACCORDANCE WITH LOCAL CODES

SMOKE DETECTORS POWERED BY HOUSE ELECTRIC W/ BATTERY BACKUP AND INTERCONNECTED. INSTALLED IN EACH SLEEPING ROOM AND IN HALL OR AREA IMMEDIATELY OUTSIDE EACH ROOM AND AT HIGHEST POINT OF EACH STORY OF RESIDENCE

NOTE:
ELECTRICAL CONTRACTOR AND OR SECURITY SYSTEM CONTRACTOR SHALL BE RESPONSIBLE TO ENSURE THAT ALL DOORS AND WINDOWS PROVIDING DIRECT ACCESS FROM THE HOME TO THE POOL WILL BE EQUIPPED WITH AND EXIT ALARM THAT HAS A MINIMUM SOUND PRESSURE RATINGOF 85 DECIBALS AT 10 FEET


NOTE:
CARBON MONOXIDE PROTECTION SHALL BE PROVIDED WITHIN TEN FEET OF EACH ROOM USED FOR SLEEPING

ELECTRICAL LEGEND

	CEILING LIGHT - LINEAR BOX
	EXT. FLOOD LAMP
	DECORATIVE WALL SCONCE
	DECORATIVE PENDANT
	DOWNLIGHT - RECESSED CAN (TYPE 2)
	DOWNLIGHT - RECESSED CAN (STANDARD)
	SWITCH-SINGLE (SINGLE)
	SWITCH- DOUBLE (DOUBLE)
	SWITCH- THREE WAY (THREE WAY)
	SWITCH- DIMMER (DIMMER)
	RECEPTACLE - 220V (STANDARD)
	OUTLET - TRIPLEX (SINGLE)
	OUTLET - RANGE (SINGLE)
	OUTLET - GFI (SINGLE)
	OUTLET - DUPLEX (SINGLE)
	OUTLET FLOOR - SINGLE (SINGLE)
	JUNCTION BOX
	CEILING FAN (DECORATIVE)
	FAN (STANDARD)
	TRANSFORMER SWITCHBOARD
	POWER PANEL
	LIGHTING PANEL



1 Second Floor Copy 1
E102 1/4" = 1'-0"



SCHOCKINTERIORS.COM
INFO@SCHOCKINTERIOS.COM
317-696-2502

PRATI MODEL
LOT 6 , LUCIUS LANE, PRATI

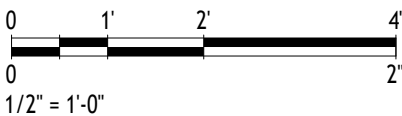


REVISION NUMBER: Project Number
DATE PUBLISHED: 6/30/2025 7:46:36 AM
APPROVED BY
J. GREG ALLEN

SIGNATURE: _____
DATE: _____

E102
Scale As indicated

Second Floor
Electrical



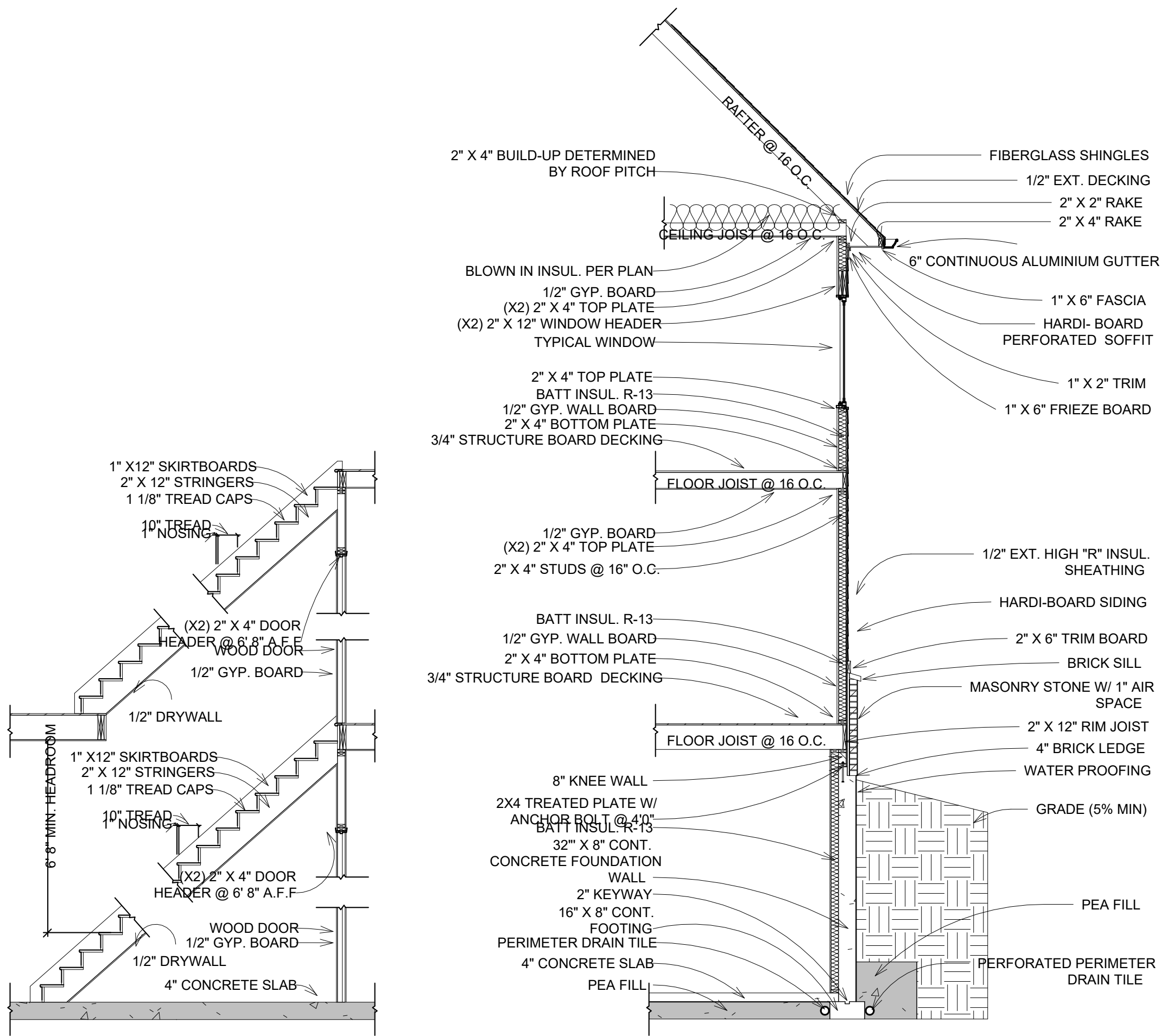
ARCHITECTURAL NOTES:

- 1.VERIFY ALL EXISTING CONDITIONS PRIOR TO THE START OF CONSTRUCTION. NOTIFY THE ARCHITECT IMMEDIATELY OF ANY CONFLICTS PRIOR TO PROCEEDING WITH WORK.
- 2.THE CONTRACTOR SHALL FILE ALL DRAWINGS FOR PERMIT APPLICATION OR OTHER MATERIALS REQUIRED TO SECURE ANY AND ALL NECESSARY BUILDING PERMITS AS MIGHT BE REQUIRED BY ANY LOCAL ORDINANCES TO PERFORM THIS WORK.
- 3.THE DRAWINGS ARE NOT TO BE SCALED. FOR INFORMATION CONCERNING EXISTING PARTITIONS, ETC., VERIFICATION MUST BE DONE IN THE FIELD.
- 4.THE USE OF THE WORDS "PROVIDE" OR "PROVIDED" IN CONNECTION WITH ANY ITEM SPECIFIED, IS INTENDED TO MEAN, UNLESS OTHERWISE NOTED, THAT SUCH SHALL BE FURNISHED AND INSTALLED FOLLOWING MANUFACTURERS' INSTRUCTIONS AND RECOMMENDATIONS, AND SUPPLYING AND INSTALLING ALL ASSOCIATED ITEMS AND ACCESSORIES AS REQUIRED, AND CONNECTED WHERE SO REQUIRED FOR A COMPLETE INSTALLATION.
- 5.UPON COMPLETION OF PROJECT, OBTAIN ALL FINAL INSPECTIONS AS REQUIRED BY LOCAL JURISDICTIONS AND FURNISH OWNER WITH EVIDENCE OF ALL SUCH INSPECTIONS AND CERTIFICATES OF OCCUPANCY.
- 6.UPON COMPLETION OF PROJECT, PROVIDE OWNER WITH ALL INSTRUCTION MANUALS, WARRANTIES OR OTHER DOCUMENTS REQUIRED FOR OPERATION OR MAINTENANCE OF ANY ITEM IN THE CONTRACTOR'S WORK.

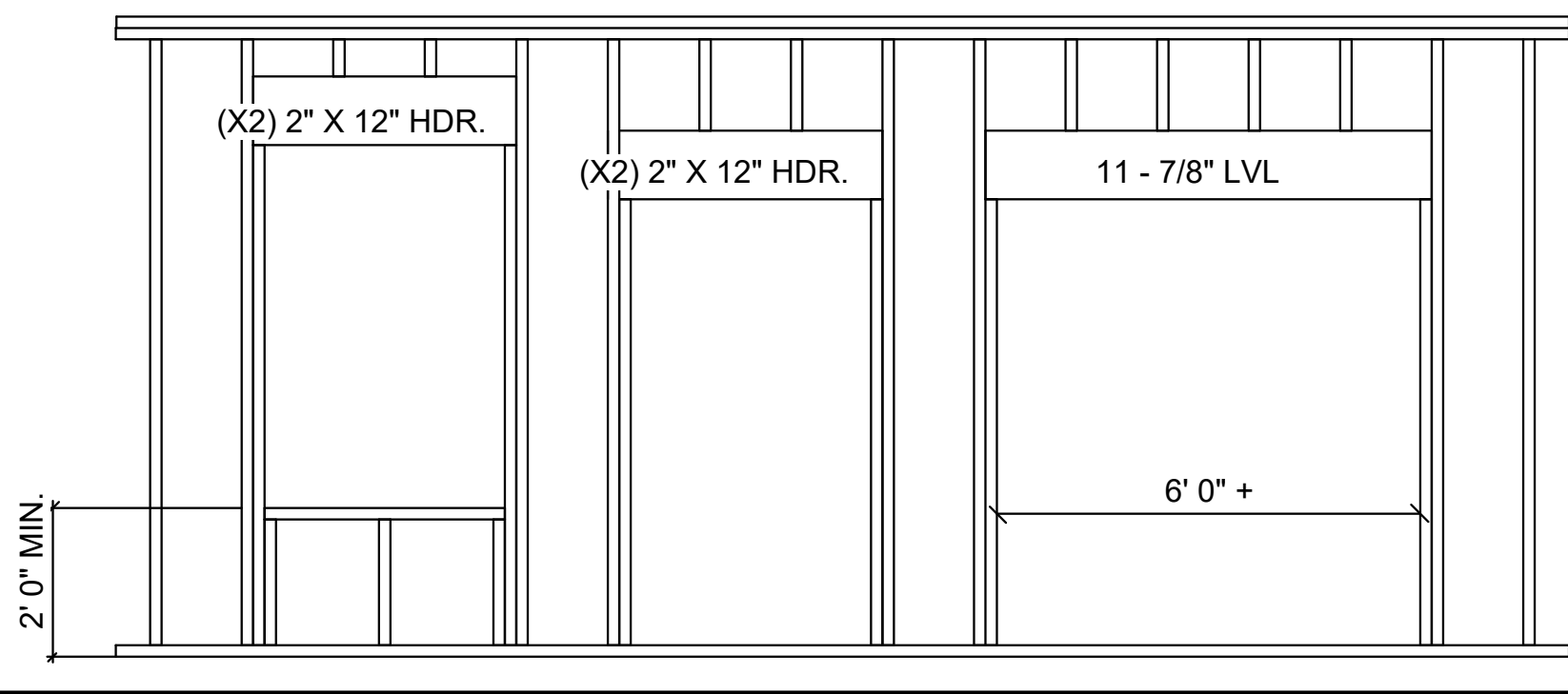
GENERAL NOTES:

- 1.DO NOT SCALE THE DRAWINGS.
- 2.REPORT ALL DIMENSIONAL DISCREPANCIES TO ARCHITECT FOR RESOLUTION.
- 3.ALL NON-PERPENDICULAR WALLS SHALL BE AT 45 DEGREES UNLESS OTHERWISE NOTED.
- 4.ALIGN FINISHED FACE OF NEW CONSTRUCTION WITH FINISHED FACE OF EXISTING WALLS.
- 5.ALL DIMENSIONS ARE TO FACE OF NEW GYPSUM BOARD FINISH OR EXISTING FINISHES UNLESS OTHERWISE NOTED.
- 6.HINGE SIDE OF ALL DOORS SHALL BE 5" OFF THE FACE OF ADJACENT WALL, UNLESS NOTED OTHERWISE.
- 7.PATCH FINISHES OF EXISTING WALLS AND CEILING TO REMAIN AS REQUIRED FOR UNIFORM, CLEAN APPEARANCE.
- 8.INSTALL WOOD BLOCKING IN WALLS BEHIND WALL-HUNG ITEMS AND TOILET ACCESSORIES.
- 9.INSTALL R-11 SOUND BATT INSULATION IN ALL WALLS, UNLESS NOTED OTHERWISE.

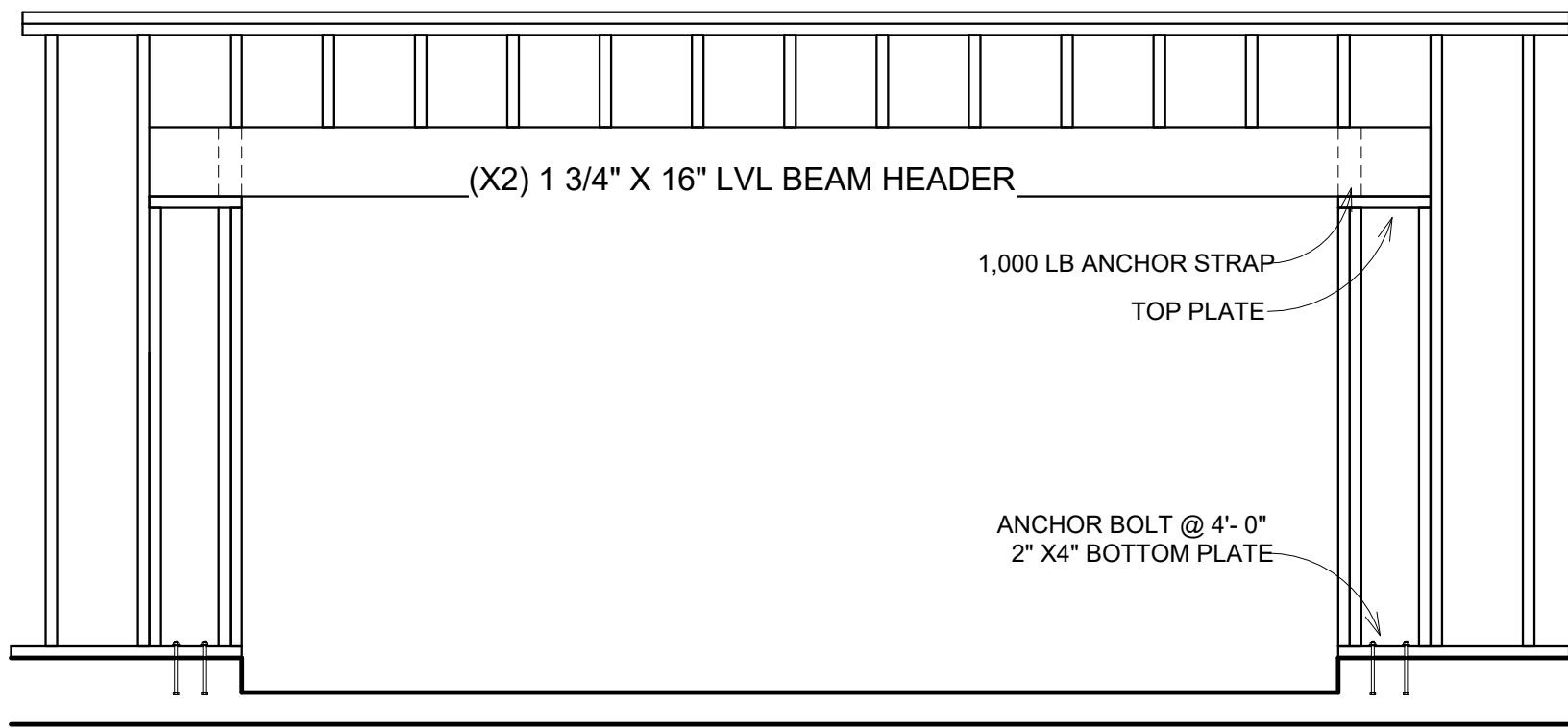
- 7.THESE CONSTRUCTION NOTES AND/OR DRAWINGS ARE SUPPLIED TO ILLUSTRATE THE DESIGN AND GENERAL TYPE OF CONSTRUCTION DESIRED AND ARE INTENDED TO IMPLY THE FINAL QUALITY OF CONSTRUCTION, MATERIAL AND WORKMANSHIP THROUGHOUT.
- 8.THE GENERAL CONTRACTOR SHALL MAINTAIN A CURRENT AND COMPLETE SET OF CONSTRUCTION DRAWINGS ON THE SITE DURING ALL PHASES OF CONSTRUCTION FOR USE OF THE TRADES.
- 9.ALL DIMENSIONS ARE TO EXISTING FINISHED WALL SURFACE OR NEW FINISHED WALL SURFACE, UNLESS NOTED.
- 10.THE CONTRACTOR SHALL PROTECT ALL EXISTING AND NEW MATERIALS AND FINISHES FROM DAMAGE WHICH MAY OCCUR FROM CONSTRUCTION, DEMOLITION, PAINT, DUST, WATER, ETC. ALL SUCH DAMAGE SHALL BE REPAIRED OR REPLACED TO THE SATISFACTION OF THE ARCHITECT AND OWNER AT THE CONTRACTOR'S EXPENSE.
- 11.THE GENERAL CONTRACTOR SHALL PROVIDE A THOROUGH CLEAN-UP AT CLOSE-OUT, INCLUDING VACUUMING AND CLEANING ALL CARPETING.
- 12.PROVIDE WOOD BLOCKING IN WALLS AS REQUIRED FOR ALL WALL-SUPPORTED ITEMS. SEE DRAWINGS FOR CASEWORK ITEMS.



1 TYPICAL WALL SECTION
1/4" = 1'-0"

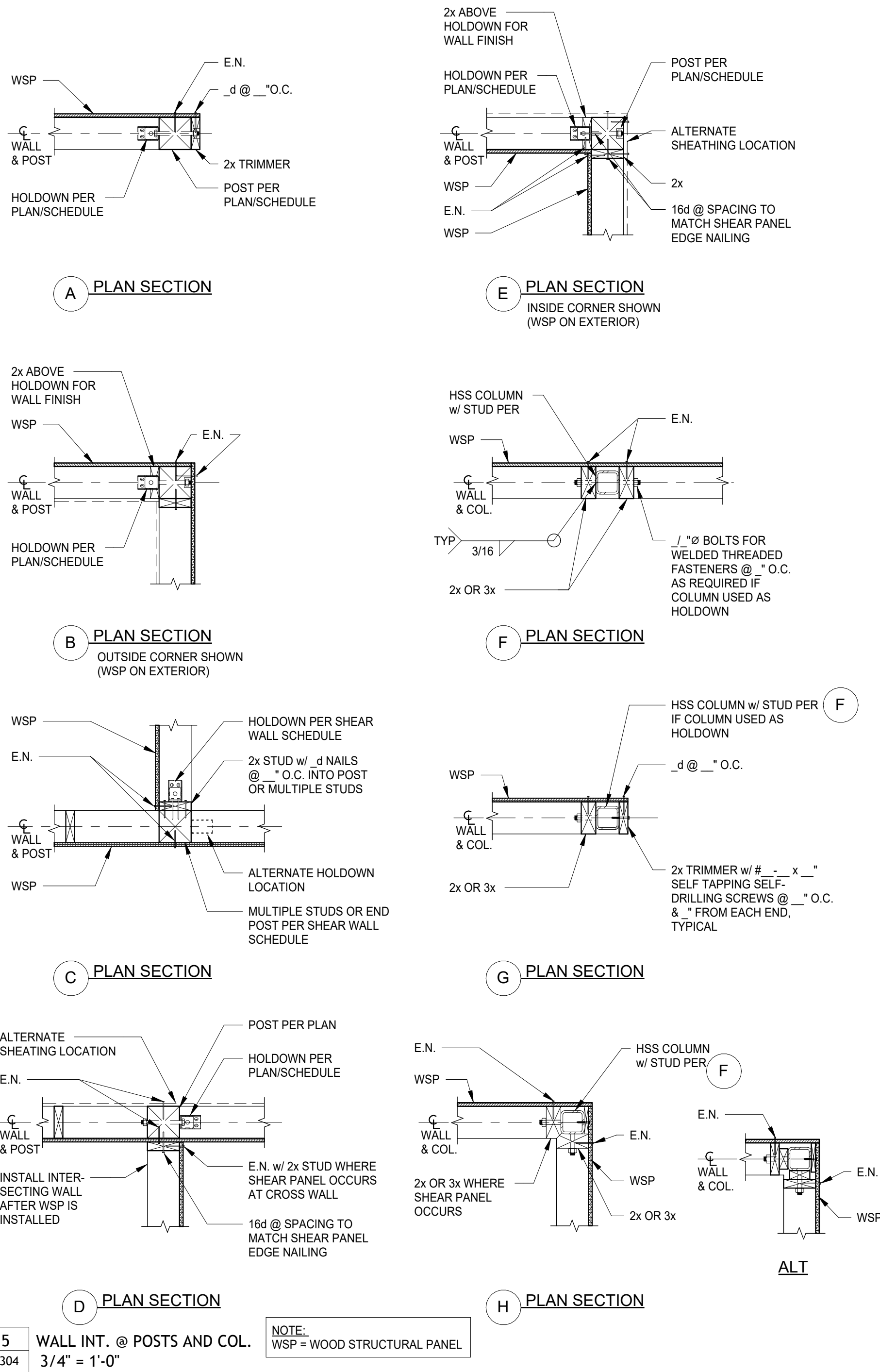


4 WINDOW AND DOOR FRAMING
DETAIL
3/8" = 1'-0"



2 GARAGE DOOR FRAMING DETAIL
3/8" = 1'-0"

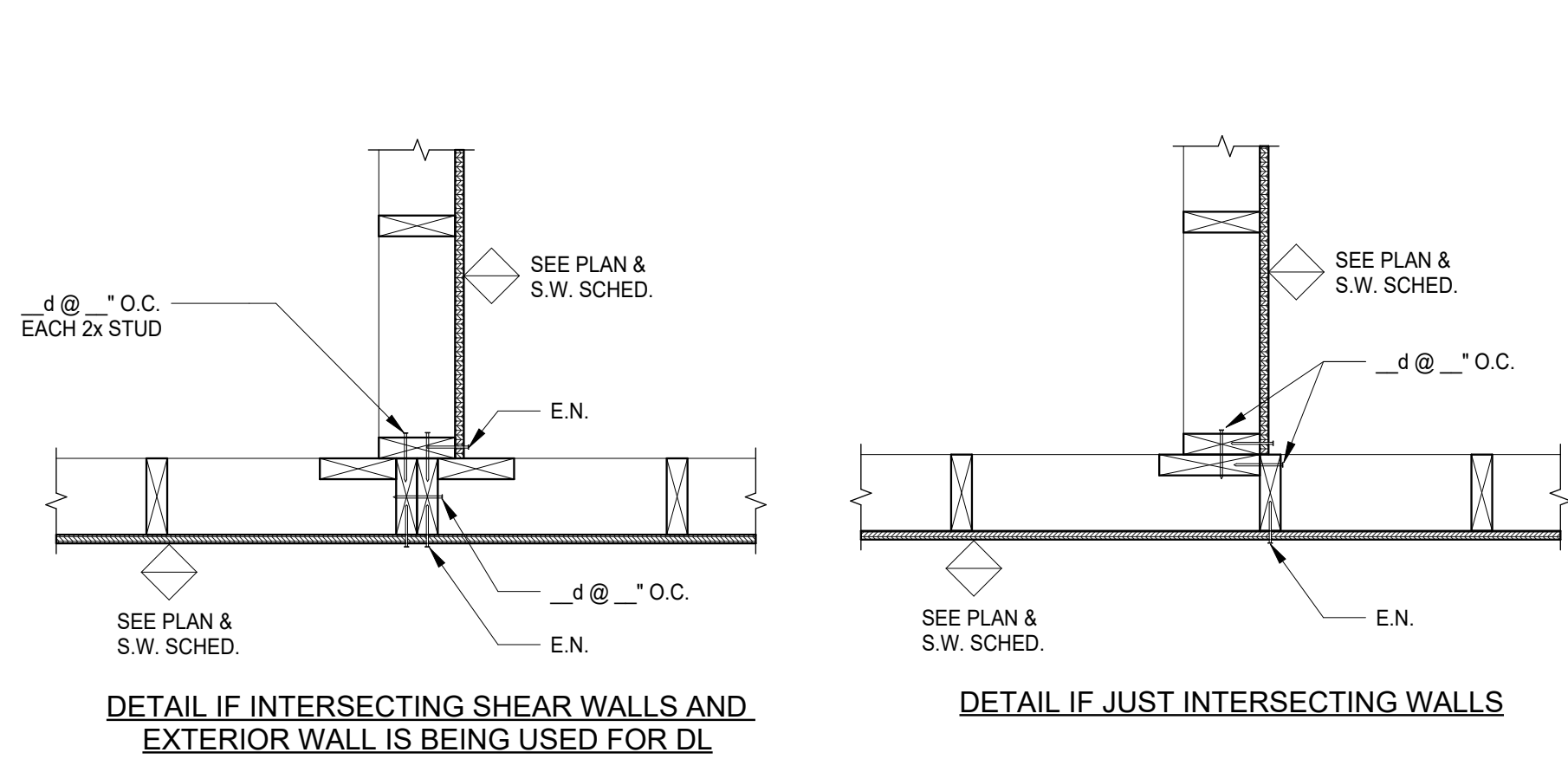
WALL INTERSECTIONS AT POSTS AND COLUMNS



5 WALL INT. @ POSTS AND COL.
3/4" = 1'-0"

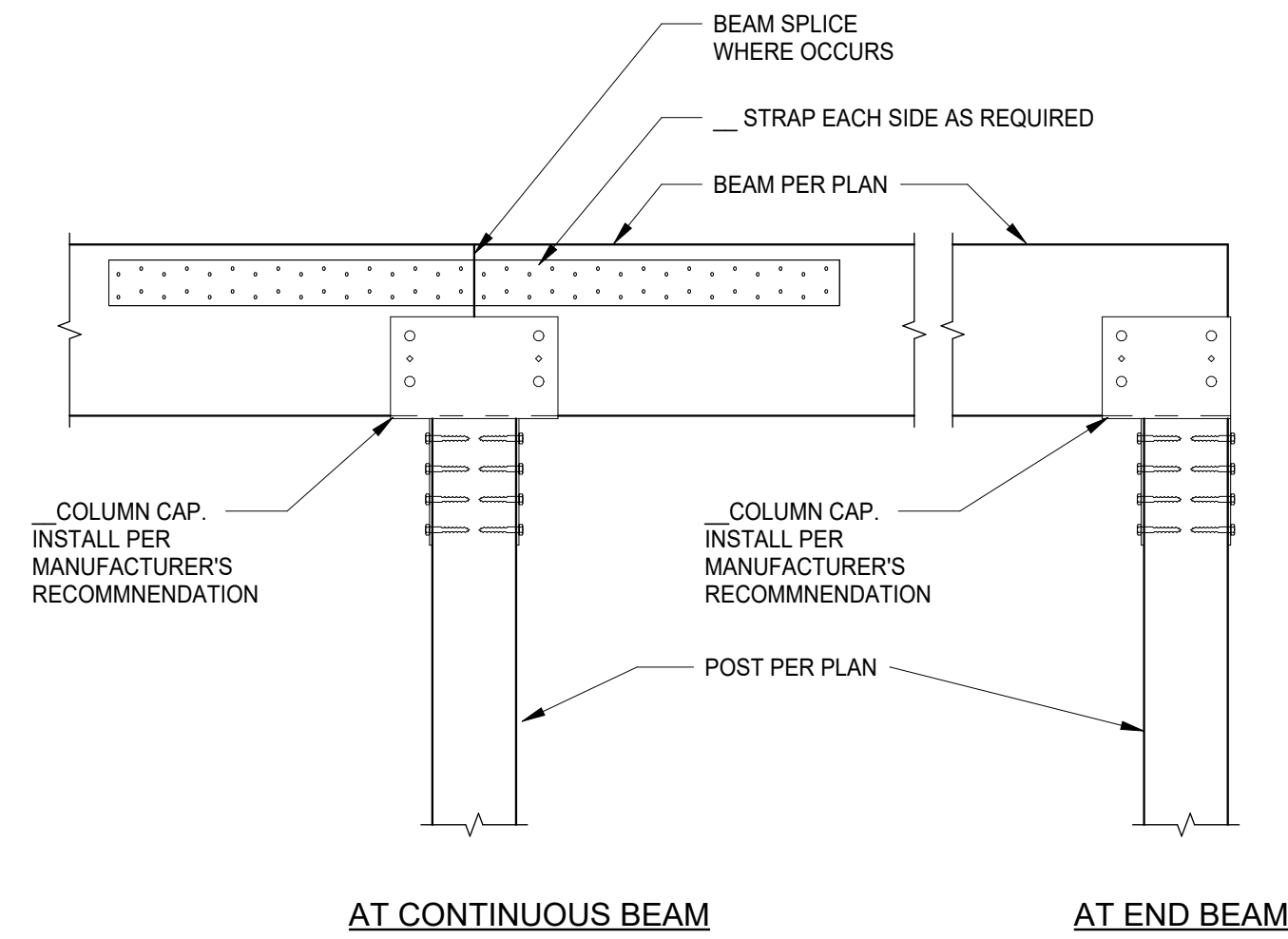
NOTE:
WSP = WOOD STRUCTURAL PANEL

STUD WALL AT INTERSECTION

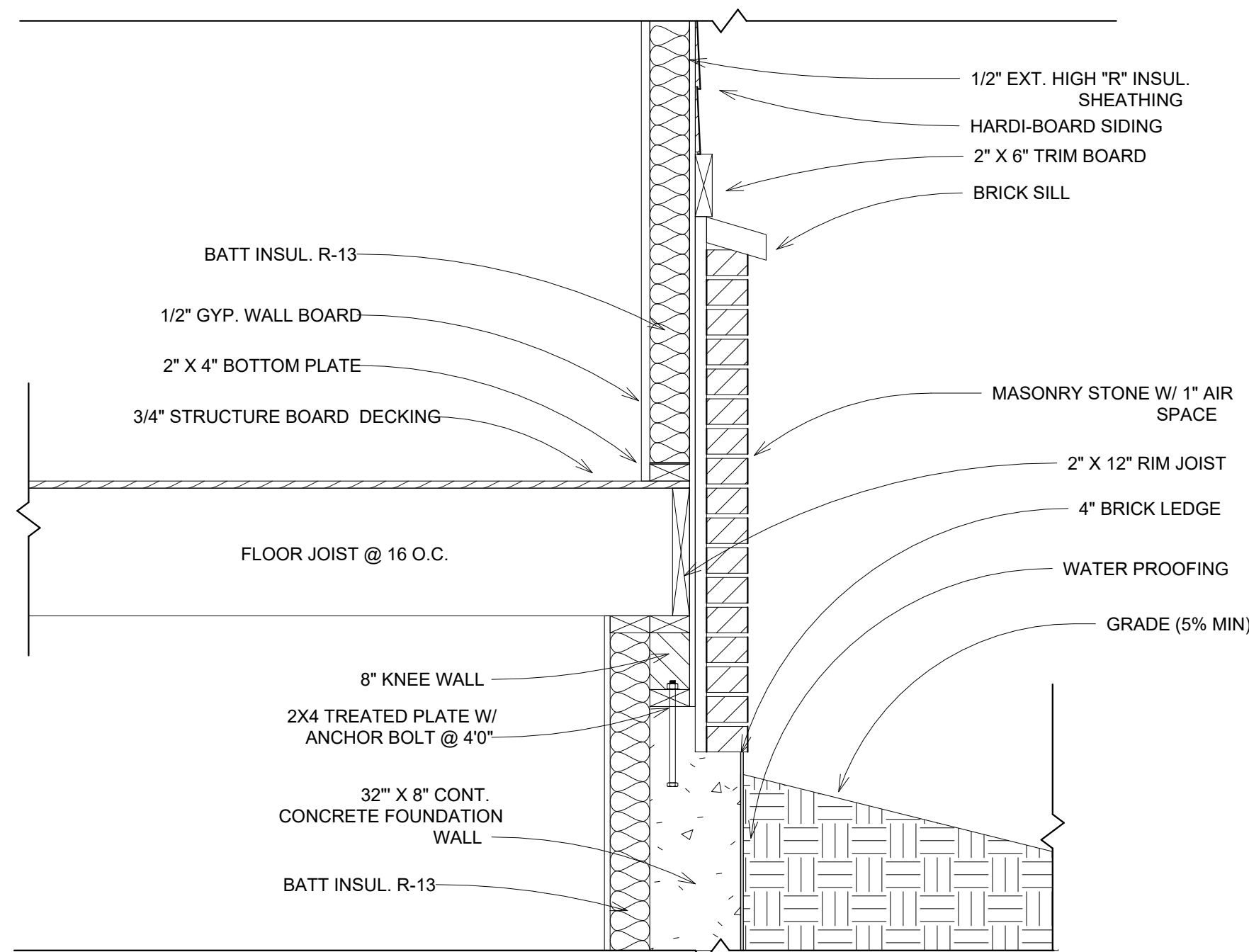


3 STUD WALL AT INTERSECTION
1" = 1'-0"


BEAM COLUMN CONNECTION



7 BEAM COLUMN CONNECTION
1" = 1'-0"



6 BASEMENT "CHICKEN WALL"
1" = 1'-0"



SCHOCK DESIGN

SCHOCKINTERIORS.COM
INFO@SCHOCKINTERIORS.COM
317-696-2502

PRATI MODEL

LOT 6 , LUCIUS LANE, PRATI

Project number Project Number
Date

CLIENT APPROVAL

SIGNATURE:
DATE: 6/30/2025 7:46:37 AM

A304

Scale As indicated

Wall Sections

0 1' 2' 4'
0 1/2" = 1'-0"

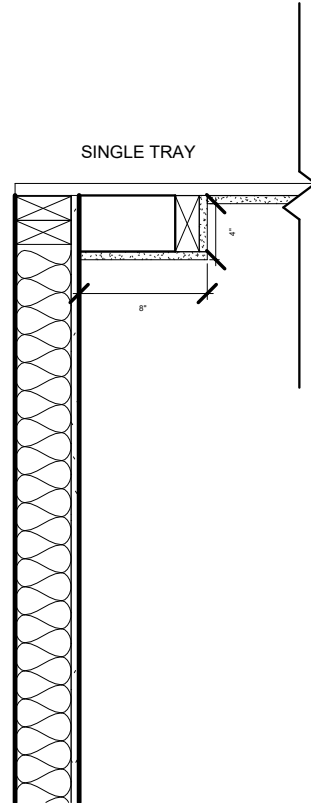
ARCHITECTURAL NOTES:

- 1.VERIFY ALL EXISTING CONDITIONS PRIOR TO THE START OF CONSTRUCTION. NOTIFY THE ARCHITECT IMMEDIATELY OF ANY CONFLICTS PRIOR TO PROCEEDING WITH WORK.
- 2.THE CONTRACTOR SHALL FILE ALL DRAWINGS FOR PERMIT APPLICATION OR OTHER MATERIALS REQUIRED TO SECURE ANY AND ALL NECESSARY BUILDING PERMITS AS MIGHT BE REQUIRED BY ANY LOCAL ORDINANCES TO PERFORM THIS WORK.
- 3.THE DRAWINGS ARE NOT TO BE SCALED. FOR INFORMATION CONCERNING EXISTING PARTITIONS, ETC., VERIFICATION MUST BE DONE IN THE FIELD.
- 4.THE USE OF THE WORDS "PROVIDE" OR "PROVIDED" IN CONNECTION WITH ANY ITEM SPECIFIED, IS INTENDED TO MEAN, UNLESS OTHERWISE NOTED, THAT SUCH SHALL BE FURNISHED AND INSTALLED FOLLOWING MANUFACTURER'S INSTRUCTIONS AND RECOMMENDATIONS, AND SUPPLYING AND INSTALLING ALL ASSOCIATED ITEMS AND ACCESSORIES AS REQUIRED, AND CONNECTED WHERE SO REQUIRED FOR A COMPLETE INSTALLATION.
- 5.UPON COMPLETION OF PROJECT, OBTAIN ALL FINAL INSPECTIONS AS REQUIRED BY LOCAL JURISDICTIONS AND FURNISH OWNER WITH EVIDENCE OF ALL SUCH INSPECTIONS AND CERTIFICATES OF OCCUPANCY.
- 6.UPON COMPLETION OF PROJECT, PROVIDE OWNER WITH ALL INSTRUCTION MANUALS, WARRANTIES OR OTHER DOCUMENTS REQUIRED FOR OPERATION OR MAINTENANCE OF ANY ITEM IN THE CONTRACTORS WORK.

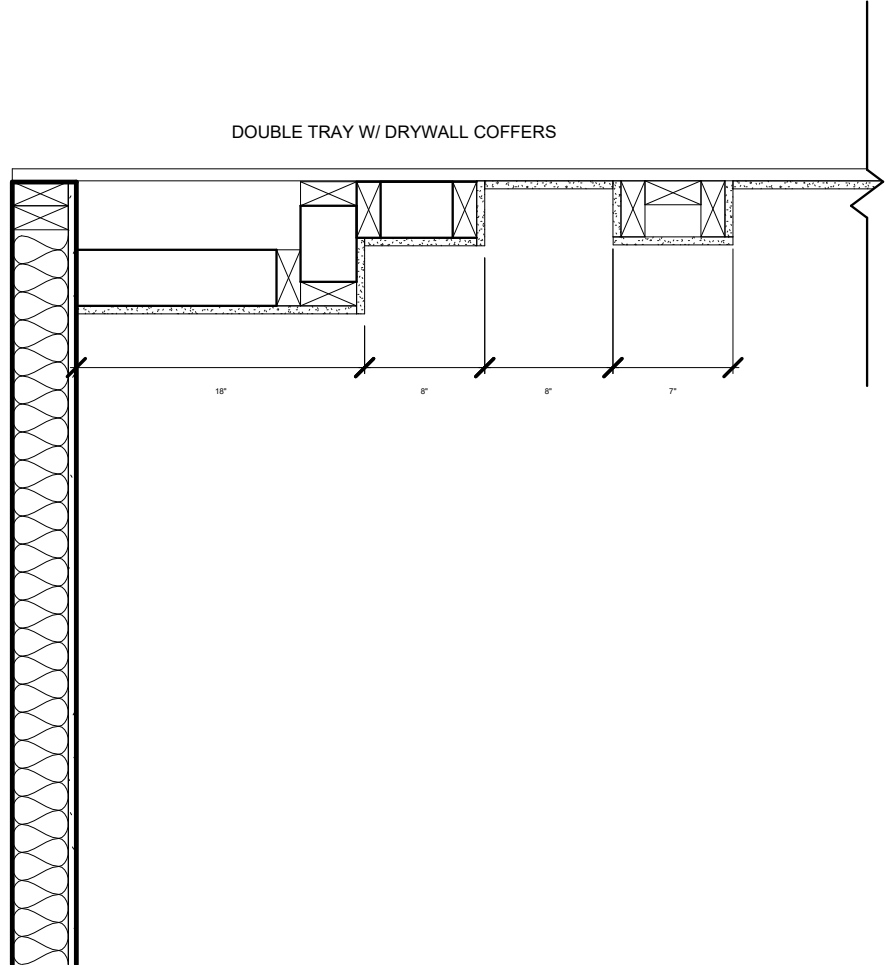
- 7.THESE CONSTRUCTION NOTES AND/OR DRAWINGS ARE SUPPLIED TO ILLUSTRATE THE DESIGN AND GENERAL TYPE OF CONSTRUCTION DESIRED AND ARE INTENDED TO IMPLY THE FINAL QUALITY OF CONSTRUCTION, MATERIAL AND WORKMANSHIP THROUGHOUT.
- 8.THE GENERAL CONTRACTOR SHALL MAINTAIN A CURRENT AND COMPLETE SET OF CONSTRUCTION DRAWINGS ON THE SITE DURING ALL PHASES OF CONSTRUCTION FOR USE OF THE TRADES.
- 9.ALL DIMENSIONS ARE TO EXISTING FINISHED WALL SURFACE OR NEW FINISHED WALL SURFACE, UNLESS NOTED.
- 10.THE CONTRACTOR SHALL PROTECT ALL EXISTING AND NEW MATERIALS AND FINISHES FROM DAMAGE WHICH MAY OCCUR FROM CONSTRUCTION, DEMOLITION, PAINT, DUST, WATER, ETC. ALL SUCH DAMAGE SHALL BE REPAIRED OR REPLACED TO THE SATISFACTION OF THE ARCHITECT AND OWNER AT THE CONTRACTORS EXPENSE.
- 11.THE GENERAL CONTRACTOR SHALL PROVIDE A THOROUGH CLEAN-UP AT CLOSE-OUT, INCLUDING VACUUMING AND CLEANING ALL CARPETING.
- 12.PROVIDE WOOD BLOCKING IN WALLS AS REQUIRED FOR ALL WALL-SUPPORTED ITEMS. SEE DRAWINGS FOR CASEWORK ITEMS.

GENERAL NOTES:

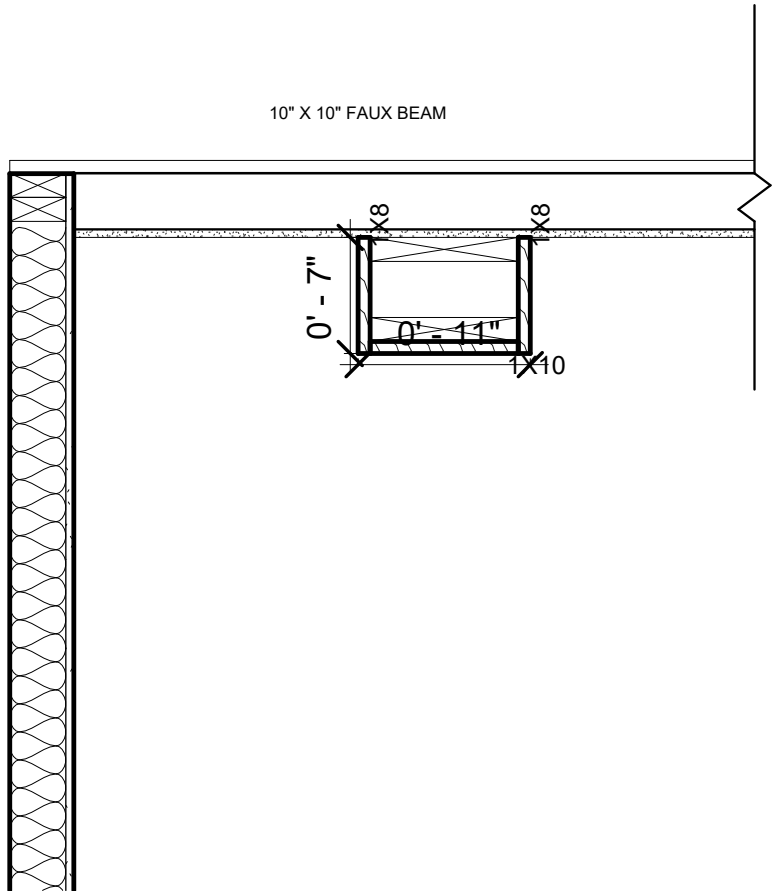
- 1.DO NOT SCALE THE DRAWINGS.
- 2.REPORT ALL DIMENSIONAL DISCREPANCIES TO ARCHITECT FOR RESOLUTION.
- 3.ALL NON-PERPENDICULAR WALLS SHALL BE AT 45 DEGREES UNLESS OTHERWISE NOTED.
- 4.ALIGN FINISHED FACE OF NEW CONSTRUCTION WITH FINISHED FACE OF EXISTING WALLS.
- 5.ALL DIMENSIONS ARE TO FACE OF NEW GYPSUM BOARD, FINISH OR EXISTING FINISHES UNLESS OTHERWISE NOTED.
- 6.HINGE SIDE OF ALL DOORS SHALL BE 5" OFF THE FACE OF ADJACENT WALL, UNLESS NOTED OTHERWISE.
- 7.PATCH FINISHES OF EXISTING WALLS AND CEILING TO REMAIN AS REQUIRED FOR UNIFORM, CLEAN APPEARANCE.
- 8.INSTALL WOOD BLOCKING IN WALLS BEHIND WALL-HUNG ITEMS AND TOILET ACCESSORIES.
- 9.INSTALL R-11 SOUND BATT INSULATION IN ALL WALLS, UNLESS NOTED OTHERWISE.



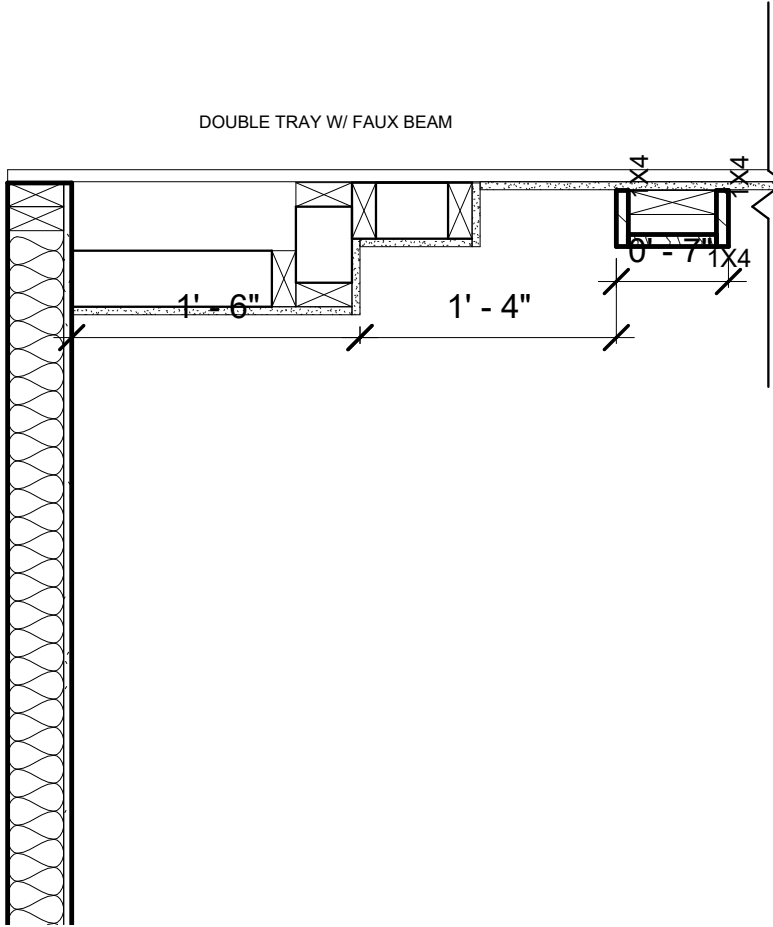
1 SINGLE TRAY
ID300 1" = 1'-0"



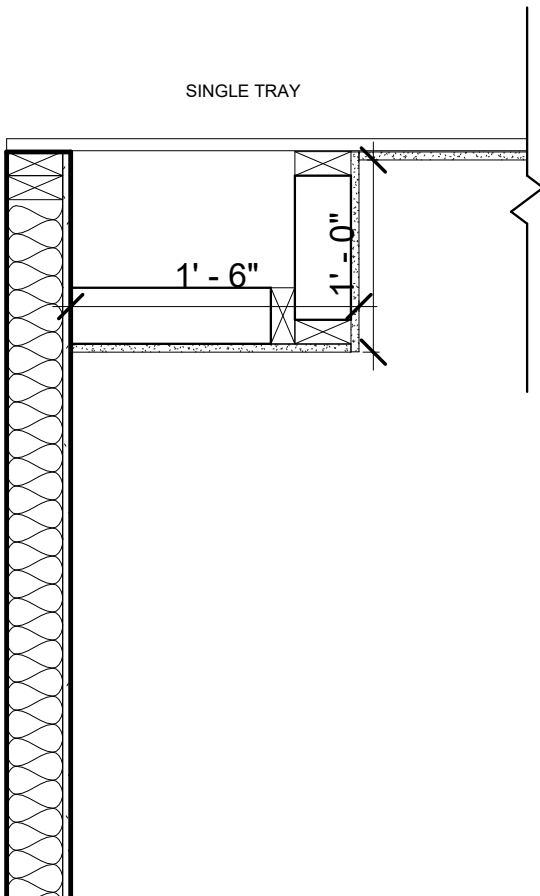
2 DOUBLE TRAY W/ DRYWALL COFFERS
ID300 1" = 1'-0"



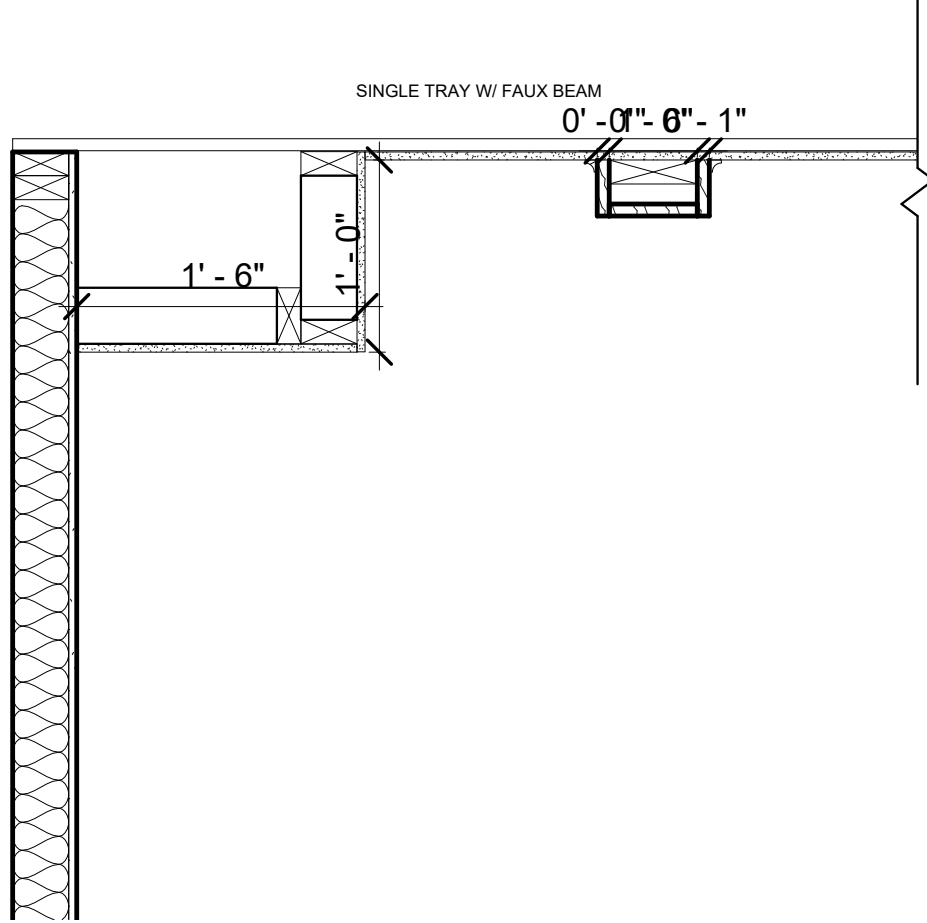
4 FAUX BEAM
ID300 1" = 1'-0"



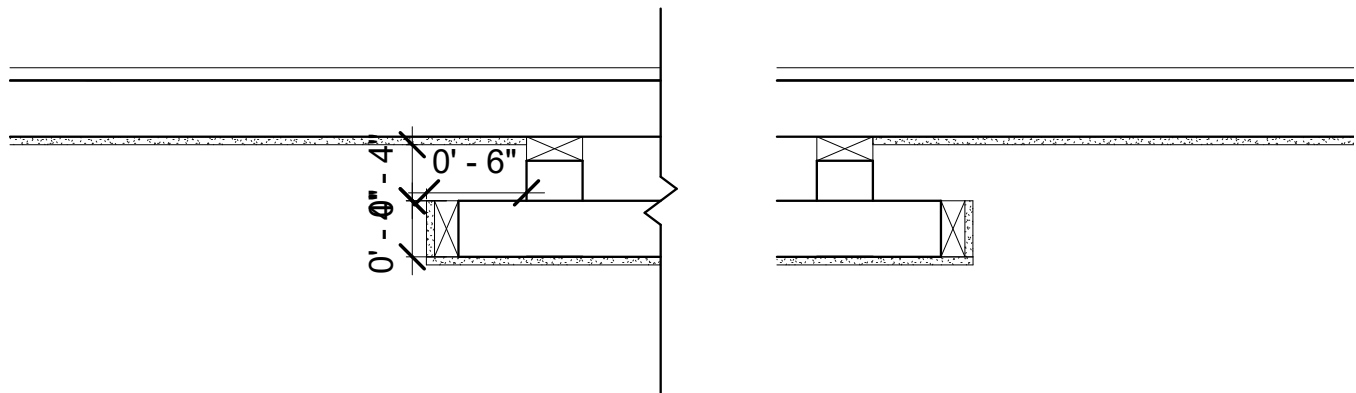
5 DOUBLE TRAY W/ FAUX BEAM
ID300 1" = 1'-0"




6 SINGLE TRAY 1\"/>



7 SINGLE TRAY W/ FAUX BEAM
ID300 1" = 1'-0"



3 OVER ISLAND DROP DOWN
ID300 1" = 1'-0"



SCHOCKINTERIORS.COM
INFO@SCHOCKINTERIOS.COM

317-696-2502

PRATI MODEL
LOT 6 , LUCIUS LANE, PRATI



REVISION NUMBER: Project Number

DATE PUBLISHED: 6/30/2025 7:46:38 AM

APPROVED BY

J. GREG ALLEN

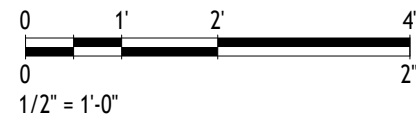
SIGNATURE: _____


DATE: _____

ID300

Scale 1" = 1'-0"

CEILING DETAILS





SCHOCK DESIGN

SCHOCKINTERIORS.COM

INFO@SCHOCKINTERIOS.COM

317-696-2502

PRATI MODEL

LOT 6 , LUCIUS LANE, PRATI



REVISION NUMBER: Project Number

DATE PUBLISHED: 6/30/2025 7:46:41 AM

APPROVED BY

J. GREG ALLEN

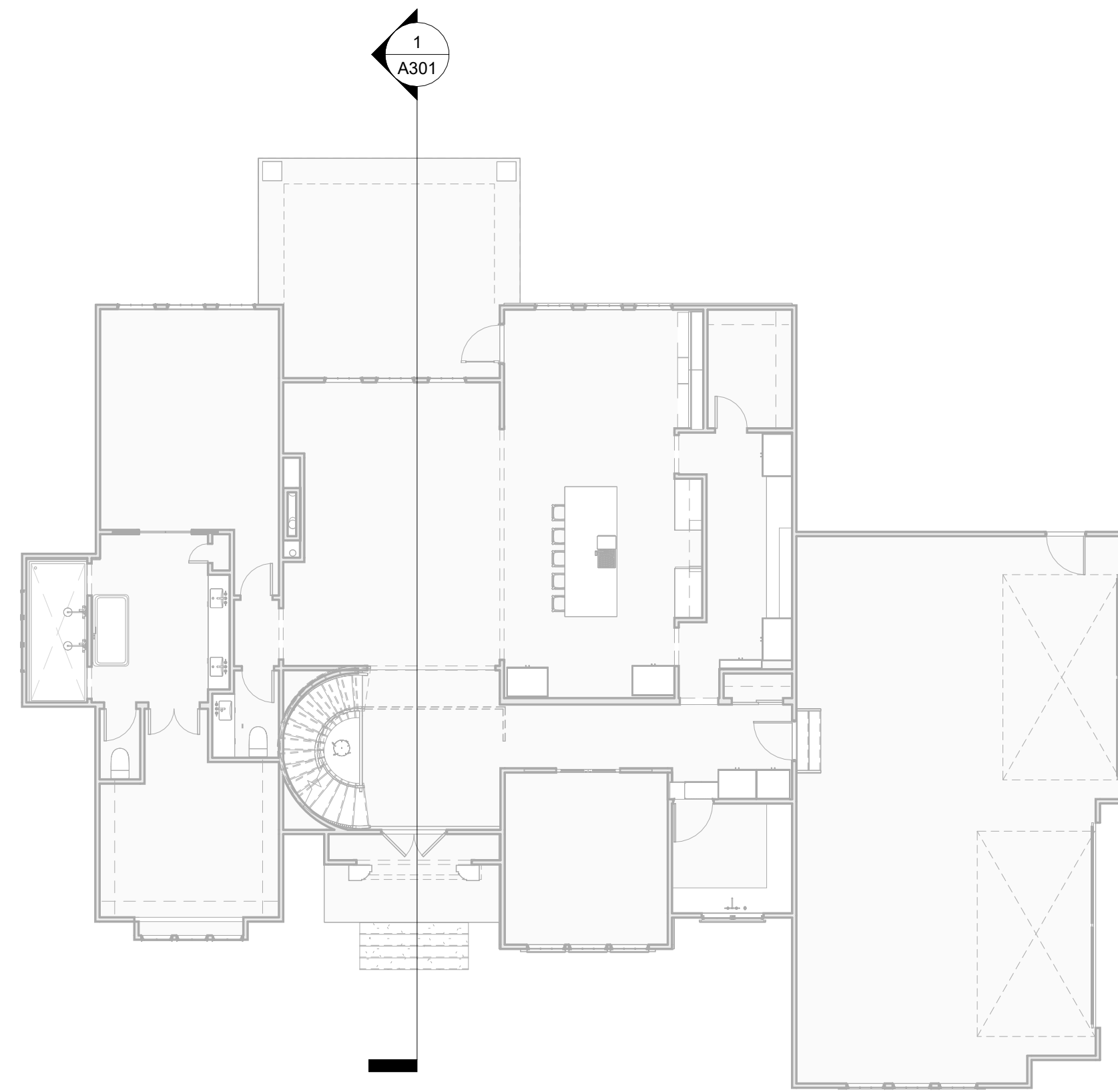
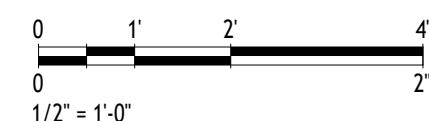
SIGNATURE: _____

DATE: _____

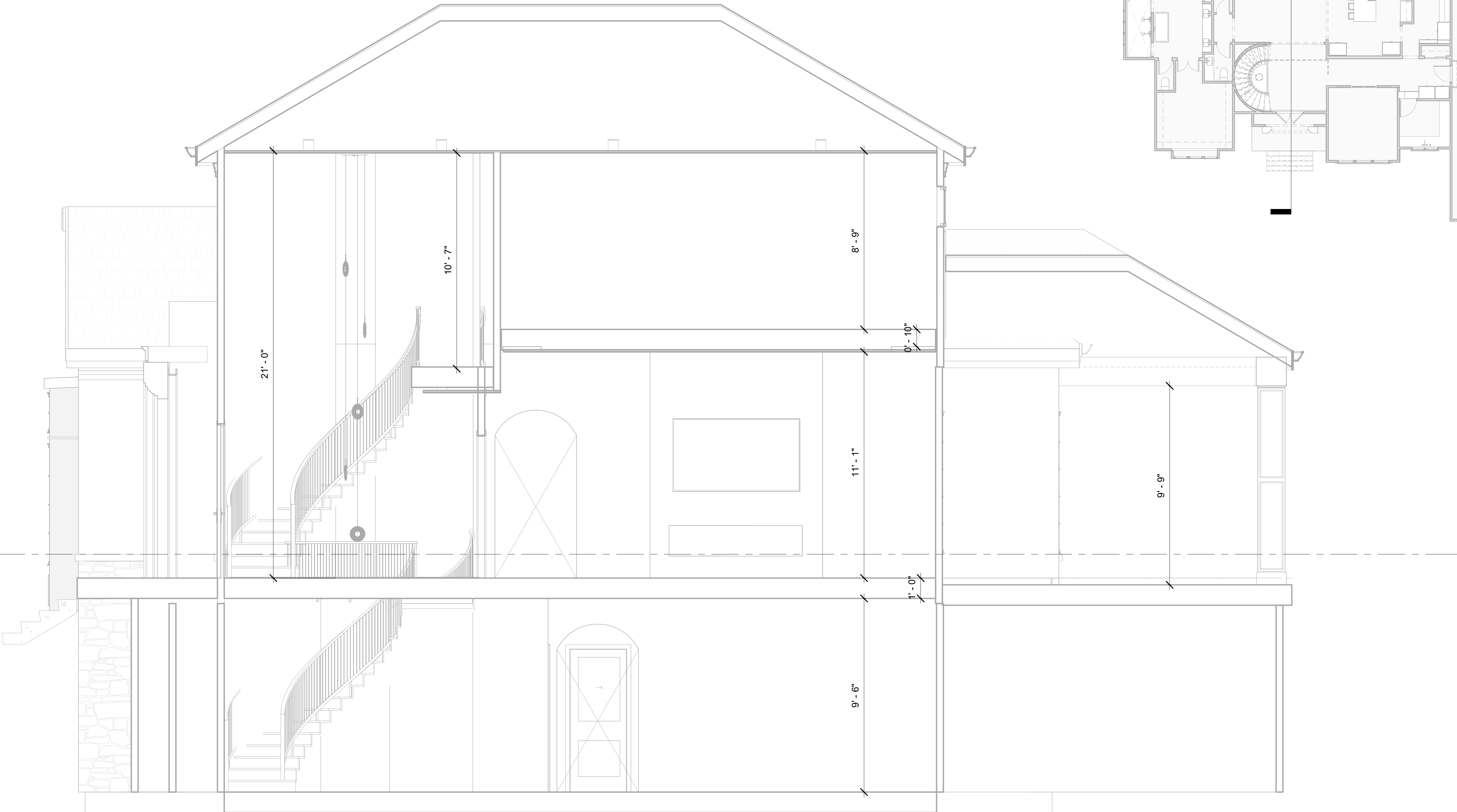
A301

Scale As indicated

Building Sections



1 Section 2
A301 3/8" = 1'-0"



ARCHITECTURAL NOTES:

- 1.VERIFY ALL EXISTING CONDITIONS PRIOR TO THE START OF CONSTRUCTION. NOTIFY THE ARCHITECT IMMEDIATELY OF ANY CONFLICTS PRIOR TO PROCEEDING WITH WORK.
- 2.THE CONTRACTOR SHALL FILE ALL DRAWINGS FOR PERMIT APPLICATION OR OTHER MATERIALS REQUIRED TO SECURE ANY AND ALL NECESSARY BUILDING PERMITS AS MIGHT BE REQUIRED BY ANY LOCAL ORDINANCES TO PERFORM THIS WORK.
- 3.THE DRAWINGS ARE NOT TO BE SCALED. FOR INFORMATION CONCERNING EXISTING PARTITIONS, ETC., VERIFICATION MUST BE DONE IN THE FIELD.
- 4.THE USE OF THE WORDS "PROVIDE" OR "PROVIDED" IN CONNECTION WITH ANY ITEM SPECIFIED, IS INTENDED TO MEAN, UNLESS OTHERWISE NOTED, THAT SUCH SHALL BE FURNISHED AND INSTALLED FOLLOWING MANUFACTURERS' INSTRUCTIONS AND RECOMMENDATIONS, AND SUPPLYING AND INSTALLING ALL ASSOCIATED ITEMS AND ACCESSORIES AS REQUIRED, AND CONNECTED WHERE SO REQUIRED FOR A COMPLETE INSTALLATION.
- 5.UPON COMPLETION OF PROJECT, OBTAIN ALL FINAL INSPECTIONS AS REQUIRED BY LOCAL JURISDICTIONS AND FURNISH OWNER WITH EVIDENCE OF ALL SUCH INSPECTIONS AND CERTIFICATES OF OCCUPANCY.
- 6.UPON COMPLETION OF PROJECT, PROVIDE OWNER WITH ALL INSTRUCTION MANUALS, WARRANTIES OR OTHER DOCUMENTS REQUIRED FOR OPERATION OR MAINTENANCE OF ANY ITEM IN THE CONTRACTOR'S WORK.

- 7.THESE CONSTRUCTION NOTES AND/OR DRAWINGS ARE SUPPLIED TO ILLUSTRATE THE DESIGN AND GENERAL TYPE OF CONSTRUCTION DESIRED AND ARE INTENDED TO IMPLY THE FINAL QUALITY OF CONSTRUCTION, MATERIAL AND WORKMANSHIP THROUGHOUT.
- 8.THE GENERAL CONTRACTOR SHALL MAINTAIN A CURRENT AND COMPLETE SET OF CONSTRUCTION DRAWINGS ON THE SITE DURING ALL PHASES OF CONSTRUCTION FOR USE OF THE TRADES.
- 9.ALL DIMENSIONS ARE TO EXISTING FINISHED WALL SURFACE OR NEW FINISHED WALL SURFACE, UNLESS NOTED.
- 10.THE CONTRACTOR SHALL PROTECT ALL EXISTING AND NEW MATERIALS AND FINISHES FROM DAMAGE WHICH MAY OCCUR FROM CONSTRUCTION, DEMOLITION, PAINT, DUST, WATER, ETC. ALL SUCH DAMAGE SHALL BE REPAIRED OR REPLACED TO THE SATISFACTION OF THE ARCHITECT AND OWNER AT THE CONTRACTOR'S EXPENSE.
- 11.THE GENERAL CONTRACTOR SHALL PROVIDE A THOROUGH CLEAN-UP AT CLOSE-OUT, INCLUDING VACUUMING AND CLEANING ALL CARPETING.
- 12.PROVIDE WOOD BLOCKING IN WALLS AS REQUIRED FOR ALL WALL-SUPPORTED ITEMS. SEE DRAWINGS FOR CASEWORK ITEMS.

GENERAL NOTES:

- 1.DO NOT SCALE THE DRAWINGS.
- 2.REPORT ALL DIMENSIONAL DISCREPANCIES TO ARCHITECT FOR RESOLUTION.
- 3.ALL NON-PERPENDICULAR WALLS SHALL BE AT 45 DEGREES UNLESS OTHERWISE NOTED.
- 4.ALIGN FINISHED FACE OF NEW CONSTRUCTION WITH FINISHED FACE OF EXISTING WALLS.
- 5.ALL DIMENSIONS ARE TO FACE OF NEW GYPSUM BOARD FINISH OR EXISTING FINISHES UNLESS OTHERWISE NOTED.
- 6.HINGE SIDE OF ALL DOORS SHALL BE 5" OFF THE FACE OF ADJACENT WALL, UNLESS NOTED OTHERWISE.
- 7.PATCH FINISHES OF EXISTING WALLS AND CEILING TO REMAIN AS REQUIRED FOR UNIFORM, CLEAN APPEARANCE.
- 8.INSTALL WOOD BLOCKING IN WALLS BEHIND WALL-HUNG ITEMS AND TOILET ACCESSORIES.
- 9.INSTALL R-11 SOUND BATT INSULATION IN ALL WALLS, UNLESS NOTED OTHERWISE.