



Summer

Literacy Packet



NAME: _____



Work Tracker

Color or place a sticker on the pages that you have completed. The reading logs are to be used daily and are not part of the work tracker.

1	2	3	4	5
6	7	8	9	10
11	12	13	14	15
16	17	18	19	20
21	22	23	24	25
26	27	28	29	30
31	32	33	34	35
36	37	38	39	40
41	42	43	44	45
46	47	48	49	50

Name: _____

Summer Reading Log #1


Directions: Color one picture each day you read at least 20 minutes.



Name: _____


Summer Reading Log #2

Directions: Color one picture each day you read at least 20 minutes.



Name: _____

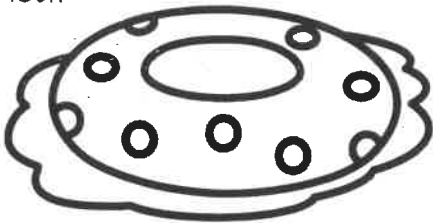
#2



Long vs. Short

Directions: Say the name of the picture out loud. Color if it has a long or short vowel sound.

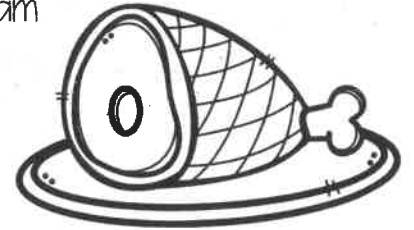
float



ring




ham




nest




sail



duck





boat



pie



cake




Name: _____


Directions: Color the correct word for each picture. For the last three, correctly spell and write each of the picture.




Short a. vs. Long a.




rate rat




same Sam




cape cap




mane man




cane can




mate mat




wage wag





race rack



cave cav








Name: _____ #4

Directions: Color the correct word for each picture. For the last three, correctly spell and write each of the picture.



TheReadingSolar


Short i. vs. Long i.



ripe rip



time Tim



wipe wip



kite kit



like lick



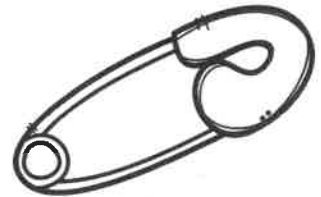
dime dim





pile pill



ride rid



pine pin



.....

.....


.....

Name: _____


Directions: Color the correct word for each picture. For the last three, correctly spell and write each of the picture.



Short o. vs. Long o.



note not



hope hop



rose ros




cobe cob



cone con



home hom




hote hot



mole mol



loge log



.....

.....

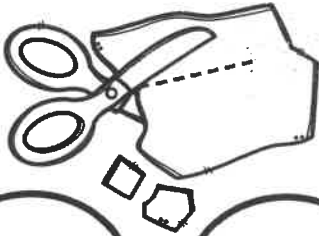
.....

Name: _____

Directions: Color the correct word for each picture. For the last three, correctly spell and write each of the picture.



Short u. vs. Long u




cute

cut




mute

mutt



sune

sun



nute

nut



huge

hug



cute

cut




tube

tub



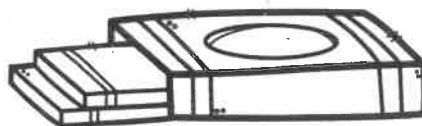

buge

bug



tune

tun



Name: _____

#9

Directions: Cut the picture. Match, cover, and paste the correct picture.

Match and Cover

rain

tray

paint

pay

sail

pray

mail

hay





train

play

Long ai

Long ay

©TheReadingDollar



Name: _____




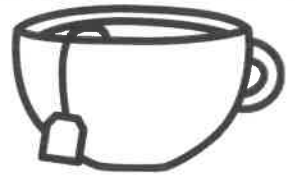
Directions: Cut the picture. Match, cover, and paste the correct picture.

Match and Cover

©TheReadingDollor

sleep
feed
peek
seed
three
Long ee

leak
tea
beads
read
leaf
Long ea





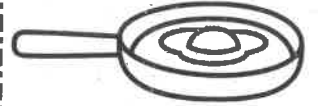

Name: _____



Directions: Cut the picture. Match, cover, and paste the correct picture.

Match and Cover


©TheReadingDollar



sky



pie



cry



fries



fly



tie




shy



die



dry



fried

Long y

Long ie

Name: _____

Directions: Cut the picture. Match, cover, and paste the correct picture.

Match and Cover

©TheReadingDollar

:. toast

:. boat

:. float

:. loaf

:. road

Long oa

:. toe

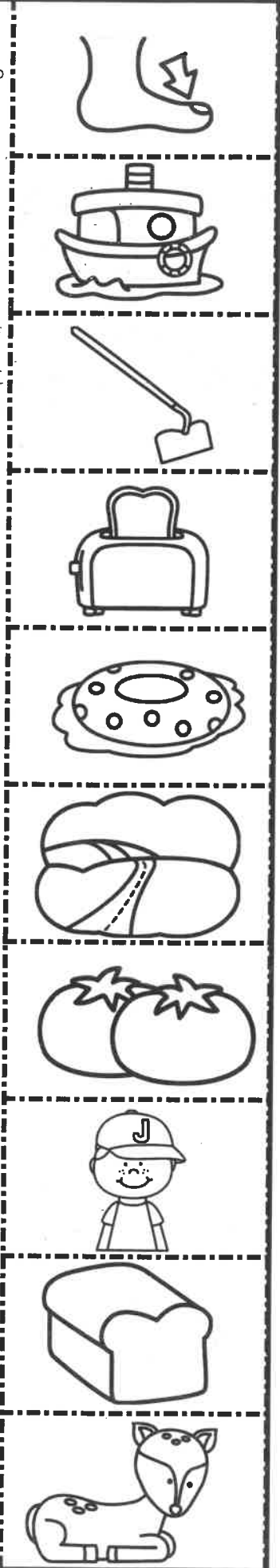
:. Joe

:. hoe

:. doe

:. tomatoes

Long oe




Name: _____

Directions: Color the lemon that has the correct beginning digraphs.
Write the correct beginning digraph on the line.

Digraphs 4 SALE




©TheReadingDollar



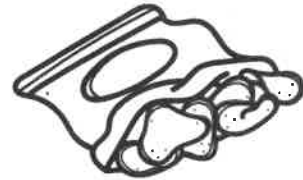
_____ rone

- ch
- th
- sh



_____ oe

- ch
- th
- sh




_____ ip

- ch
- th
- sh




_____ irt

- ch
- th
- sh



_____ ell

- ch
- th
- sh



_____ orn

- ch
- th
- sh




_____ imney

- ch
- th
- sh




_____ umb

- ch
- th
- sh



_____ rip

- ch
- th
- sh




_____ imble

- ch
- th
- sh



_____ erry

- ch
- th
- sh



_____ eep

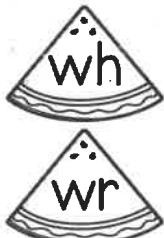

- ch
- th
- sh

Name: _____


Directions: Color the watermelon that has the correct beginning digraphs.

Write the correct beginning digraph on the line.

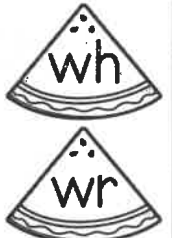
Beginning Digraphs



_____ eath



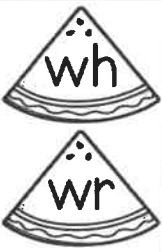
_____ ale





_____ eel



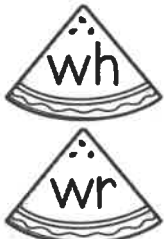
_____ isper



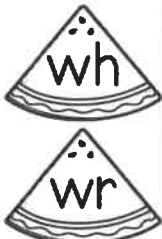
_____ ench



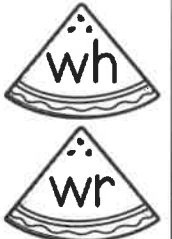

_____ isker



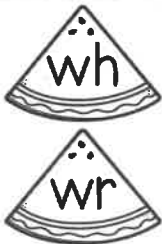
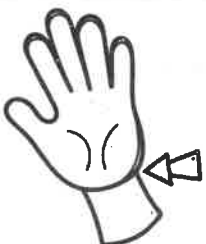
_____ ite



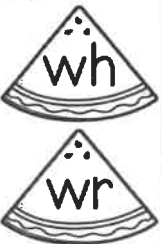
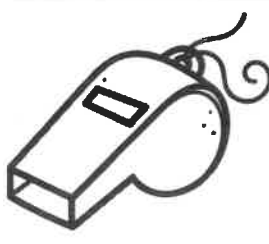
_____ isk



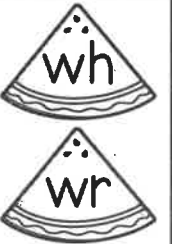
_____ ong



_____ ist



_____ istle



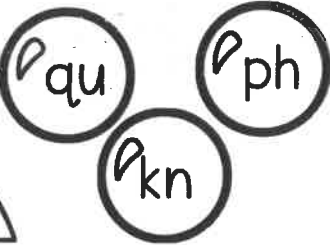

_____ ap

Name: _____

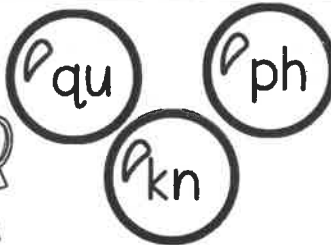
Directions: Color the bubble that has the correct digraph.
Write the correct digraph on the line.

#19

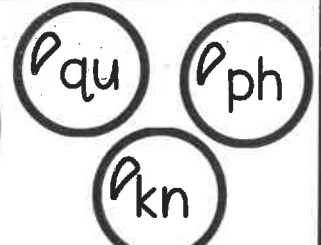
Swimming Digraphs



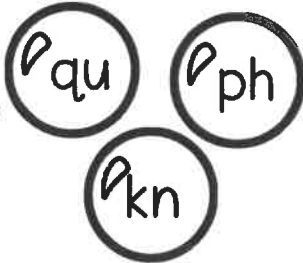
____een



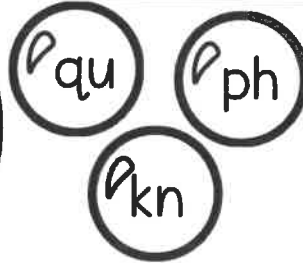
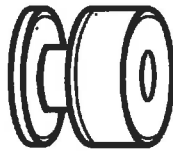
____ight



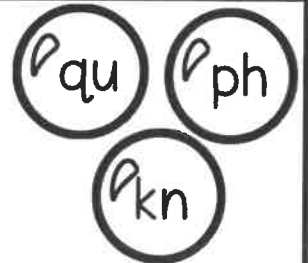
____estion



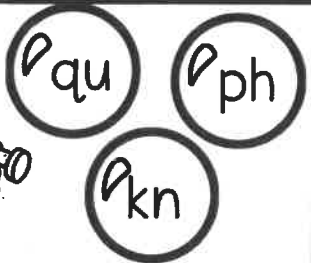
____one



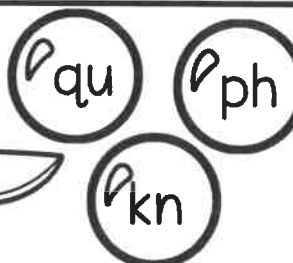
____ob



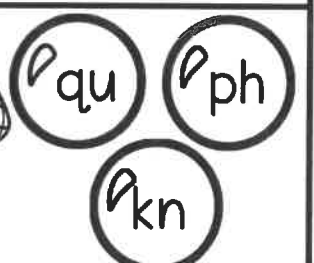

dol____in



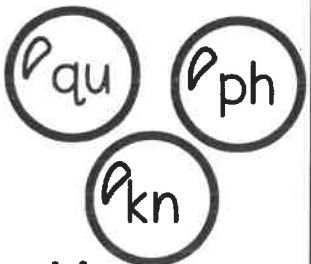

____it



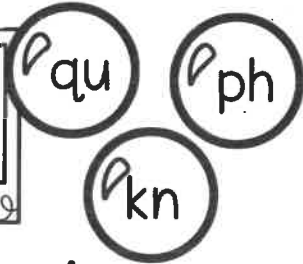
____ife



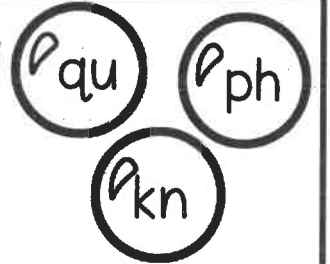
____araoh



____ilt




____oto




____ail

Name: _____


Directions: Read the "ar" words. Circle and write the correct word for each picture.




Collecting Star's




star
scar



dark
park



smart
start



spark
shark



harp
harm



bar
jar




carp
cart



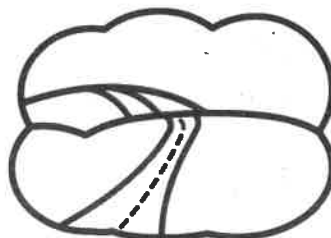
car
tar



art
ark



yarn
yard



war
far

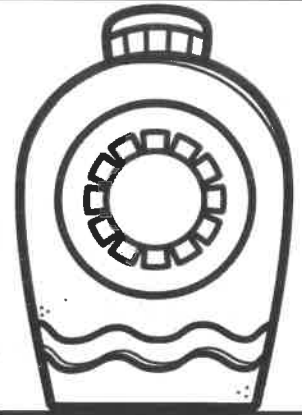


bark
barn


Name: _____

#21

Directions: Read the "er" words. Circle and write the correct word for each picture.



Cov^{er} ME UP



germ
term

.....



her
per

.....



whisker
whisper

.....




perch
berch

.....



taller
caller

.....



mother
brother

.....



litter
letter

.....



ferm
fern

.....



person
pattern

.....



stern
sterp

.....



hammer
hopper

.....



swerve
serve

.....


Name: _____

#22

Directions: Read the "ir" words. Circle and write the correct word for each picture.



Shoveling d^{ir} 't




shirt
shrimp



smir
stir




first
firth



bird
birth



thirty
third



sir
fir



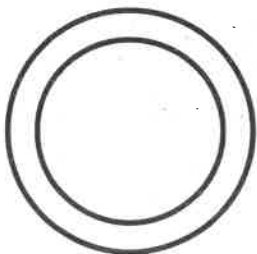
dirk
dirt



thirst
thirt



cirus
circus



circle
cirtle



girl
girth




spirt
skirt

Name: _____

#23


Directions: Read the "or" words. Circle and write the correct word for each picture.



Beach Sp "or" t



horn
horse



sport
score



corn
cord



cork
pork



smore
snore



short
sort



fork
fort



sword
sworn



word
work



porch
torch



storm
stork




horde
horn

Name: _____

#24


Directions: Read the "ur" words. Circle and write the correct word for each picture.



S^{ur} 'f UP!




nurse
curse



fur
purr




surf
burp




turn
burp



burst
slurp



spur
burn



turtle
turkey



burner
burger



curb
curl



churn
church



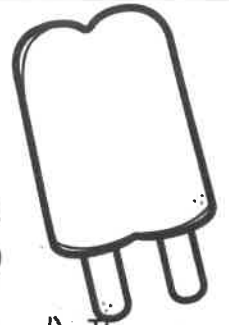
purse
purge



hurt
hurl

Name: _____

#25



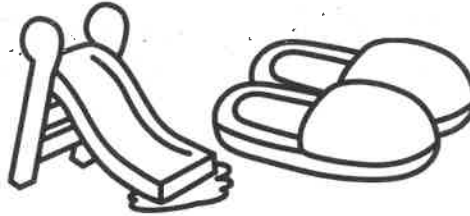
Doubly Delicious

©TheReadingDollor


Directions: Read the two-syllable words. First read the first syllable (underlined). Then read the second syllable (non underlined). Finally, put them together.



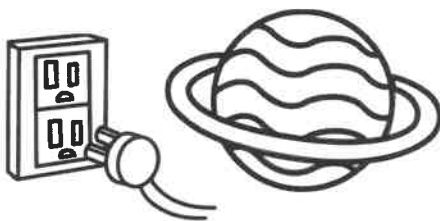
swimsuit




slippers




blanket




planet



pretzel




cricket



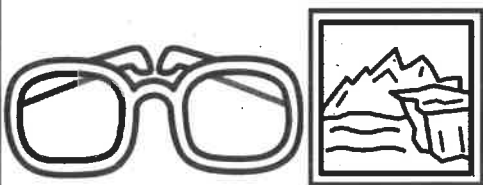
princess



freckle



blender



glasses



dragon



princess

Name: _____


#26




©TheReadingDollar

Double Scoop


Directions: Read the two-syllable words. First read the first syllable (underlined). Then read the second syllable (non underlined). Finally, put them together.




chicken




thimble




dolphin



shovel




whiskers




thermos



chimney



knuckle




wrapper



wrinkle



trophy




whisper

Name: _____


Directions: Read the story three times. Then, answer the questions on the following page.

① ② ③ A Day at the Beach

Today, Emma went to the beach with her family. She found some seashells. She caught a crab. She even made a sandcastle.



For lunch, she ate a sandwich and some watermelon. The watermelon was super sweet. She also drank some lemonade.



After lunch, she went back to look for her sandcastle. She wanted to put a flag on top of it. She looked and looked. She couldn't find her sandcastle. What happened to it?



Name: _____

Directions: After reading the story three times, answer the questions.

A Day at the Beach: Questions

1. What did Emma do at the beach?

.....

.....

2. What did Emma have for lunch?

.....

.....

3. Why did Emma want to find her sandcastle?

.....

.....

4. What do you think happened to Emma's sandcastle?

.....

.....
