


# Mitten Match

**Directions:** Match the uppercase and lowercase letters by coloring the mittens the same color. Use a different color for each pair of mittens.



# Letter, Word, or Number?

**Directions:** Circle the letters. Underline the words. Put an X on the numbers.

A

dog

C

v

3

q

yes

7

no

f

4

L

t

8

r

W

z


2

5

cat

# The Letter A

**Directions:** Color the pictures in the apple that begin with the letter A.




**Directions:** Practice printing the letters and the word.

A

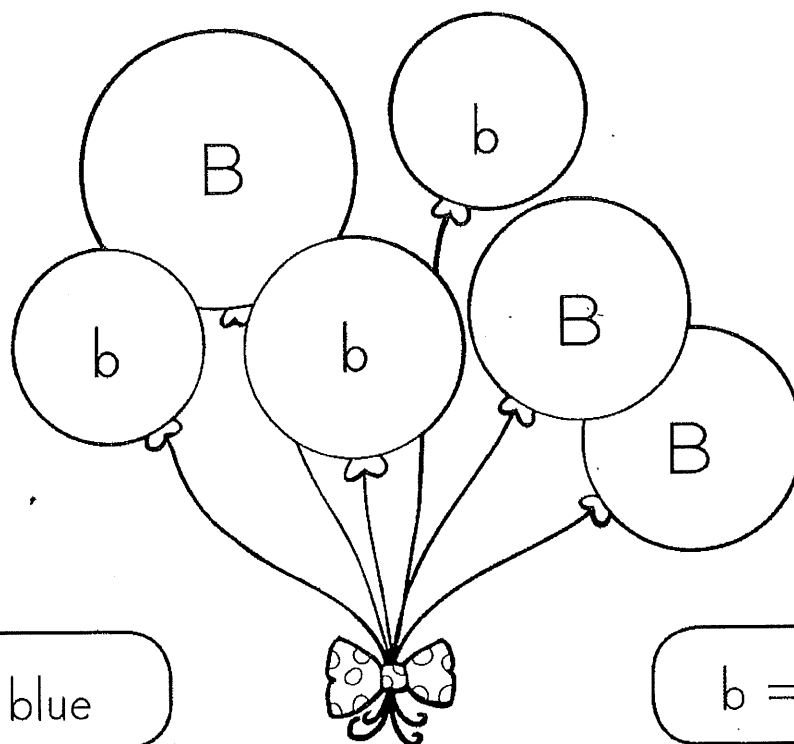
a

ant



# The Letter B

**Directions:** Color all of the balloons with a **B** on them with a blue crayon. Color all of the balloons with a **b** on them with a brown crayon.




**Directions:** Practice printing the letters and the word.

B

b


bug



# The Letter C


**Directions:** Write the beginning letter for each word. Color the pictures.

1.




up

2.



arrot

3.



at

**Directions:** Practice printing the letters and the word.

C


c

cat



# The Letter D

**Directions:** Color the pictures in the drum that begin with the letter D.




**Directions:** Practice printing the letters and the word.

D


d

dog



# The Letter E

**Directions:** Color the pictures in the egg that begin with the letter E.



**Directions:** Practice printing the letters and the word.

E


e

egg



# The Letter F

**Directions:** Color the pictures in the fan that begin with the letter F.




**Directions:** Practice printing the letters and the word.

F

f

fan







# The Letter G



**Directions:** Write the beginning letter for each word. Color the pictures.

1.





um

2.



oat

3.




as

**Directions:** Practice printing the letters and the word.

G


g

gum



# The Letter H

**Directions:** Color the pictures in the heart that begin with the letter H.




**Directions:** Practice printing the letters and the word.

H


h

hug



# The Letter I

**Directions:** Color the pictures in the igloo that begin with the letter **I**.



**Directions:** Practice printing the letters and the word.

I


i

in



# The Letter J

**Directions:** Color the pictures in the jellybean that begin with the letter J.



**Directions:** Practice printing the letters and the word.

J

j


jug



# The Letter K



Directions: Write the beginning letter for each word. Color the pictures.

1.




ing

2.



ite

3.



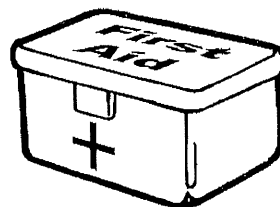
iss

Directions: Practice printing the letters and the word.

K

k

kit



# The Letter L

**Directions:** Color each box that has an uppercase **L** with a red crayon. Color each box that has a lowercase **l** with a blue crayon.

L	A	C	B	I	J
L	C	F	D	I	K
L	G	k	F	I	E
L	L	L	H	I	A

**Directions:** Practice printing the letters and the word.

L

l

leg



# The Letter M

**Directions:** Color the pictures in the moon that begin with the letter M.



**Directions:** Practice printing the letters and the word.

M

m

men



# The Letter N

**Directions:** Color the nuts with the uppercase N or lowercase n inside. Color the squirrel.



**Directions:** Practice printing the letters and the word.

N

n


net



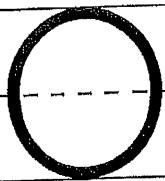


# The Letter O


**Directions:** Color the pictures in the olive that begin with the letter O.



**Directions:** Practice printing the letters and the word.




OX



# The Letter P

**Directions:** Color the pictures in the pot that begin with the letter P.




**Directions:** Practice printing the letters and the word.

P

p

pig



# The Letter Q

**Directions:** Color each box that has an uppercase letter **Q** with a green crayon.  
Color each box that has a lowercase letter **q** with a yellow crayon.

Q	q	G	Q	q	g
q	G	Q	q	g	Q
Q	q	G	Q	q	G
q	G	Q	q	g	Q

Q = green

q = yellow

**Directions:** Practice printing the letters and the word.

Q

q


queen



# The Letter R


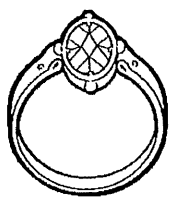
**Directions:** Write the beginning letter for each word. Color the pictures.

1.





ug

2.



ing

3.



ip

**Directions:** Practice printing the letters and the word.

R

r

rat



# The Letter S

**Directions:** Color each box that has an uppercase or lowercase **S** with a blue crayon.


P	S	s	S	V	D	d	G	I
H	S	R	M	L	F	K	e	J
k	s	S	S	p	s	S	s	p
r	B	T	s	K	S	s	S	P
N	S	s	S	C	S	s	s	f

**Directions:** Practice printing the letters and the word.

S


s

sun



# The Letter T

**Directions:** Color the pictures in the turtle that begin with the letter T.



**Directions:** Practice printing the letters and the word.

T


t

top




# The Letter U

**Directions:** Color the pictures in the umbrella that begin with the letter U.




**Directions:** Practice printing the letters and the word.



# The Letter V

**Directions:** Color the pictures in the van that begin with the letter V.



**Directions:** Practice printing the letters and the word.

V

v

vet







# The Letter W


**Directions:** Write the beginning letter for each word. Color the pictures.

1.





eb

2.



ing

3.



ag

**Directions:** Practice printing the letters and the word.

W


w

wig



# The Letter X

**Directions:** Say the name for the pictures in the boxes. Color the pictures that have the /x/ sound.



**Directions:** Practice printing the letters and the word.

X

x


six

6

# The Letter Y



**Directions:** Write the beginning letter for each word. Color the pictures.

1.





ell

2.



arn

3.




ellow

**Directions:** Practice printing the letters and the word.

Y

y

yo-yo



# The Letter Z

**Directions:** Color each box that has an uppercase or lowercase **Z** with a blue crayon.

Z	z	Z	Z	Z	m	D	n	o
R	o	R	z	T	Y	g	P	r
S	N	Z	t	O	P	z	Z	Z
T	z	O	n	y	k	A	Z	y
z	Z	z	Z	z	L	z	Z	z

**Directions:** Practice printing the letters and the word.

Z


z

ZOO

# What Color Is It?

**Directions:** Read the sentences. Color the pictures.

1.




The sun is yellow.

5.



The grass is green.

2.



The cat is black.

6.



The bear is brown.

3.




The heart is red.

7.




The pumpkin is orange.

4.



The bird is blue.




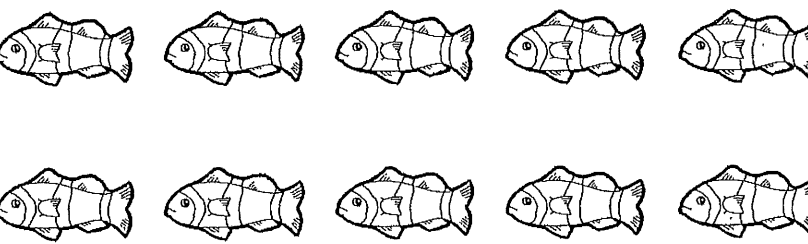

8.



The hat is black.

# More Fun in the Sun

**Directions:** Read the number in the first box. Color that many objects in the second box.

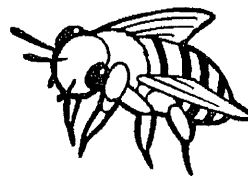
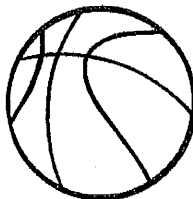
1	
2	
3	
4	
5	

# Beginning Sound Match

**Directions:** Color the pictures in each row that begin with the letter shown.

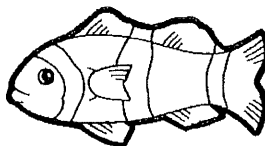

1.

B





2.

F




3.

L





4.

M



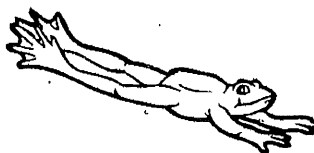

5.

R



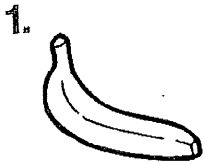
6.

S



# Color Words

**Directions:** Choose the most common color for each picture. Write the name of the color on the line. Use the words in the word box below to help you.



\_\_\_\_\_

-----

\_\_\_\_\_



\_\_\_\_\_

-----


\_\_\_\_\_



\_\_\_\_\_

-----

\_\_\_\_\_



\_\_\_\_\_

-----

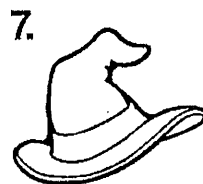
\_\_\_\_\_



\_\_\_\_\_

-----

\_\_\_\_\_



\_\_\_\_\_

-----

\_\_\_\_\_



\_\_\_\_\_

-----

\_\_\_\_\_



\_\_\_\_\_

-----

\_\_\_\_\_

red

green

brown

purple

orange

blue

black


yellow



# Shape Names


**Directions:** Draw a line from each shape to the word that names that shape.

1.



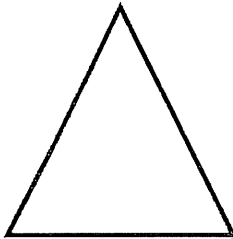
circle

2.




triangle

3.



heart

4.



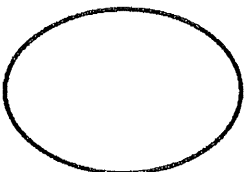
square

5.



oval

6.



rectangle