

---

**Preschool NO PREP**

**HOME LEARNING PACKET**

3 Weeks of Learning



**Created by The Moffatt Girls**

---

Dear Pre-K Families,

## **Welcome to the Pre-K Home Learning Packet!**

This packet includes 3 weeks of work from home assignments. Each daily assignment consists of 5 pages of math, literacy and other basic skills.


This packet is designed to serve as a review and extra practice. However, please monitor your child as they complete the assignments and feel free to help your child review any pages they find challenging.

In addition, please also continue to read with your child each day.

### **Other ideas to extend learning throughout the day:**

- Name a letter or number then have your child find it on mail, magazines, or packaging around the house.
- Ask your child to count out a specific number of crackers or grapes for snack.
- Have your child count out the correct number utensils, cups, and plates to set the table.
- Choose an object then have your child find another object that starts with the same sound. For example: if you pick t..t..table they might pick t..t..train.
- Encourage your child to make predictions and then evaluate what happened. Ask, "What do you think will happen if we \_\_\_\_\_?" then ask, "What actually happened? Was it the same or different than your prediction?"

# My Home Learning Packet



Name:

# 3 WEEKS OF INSTRUCTION

## Week 1 Day 1

- Subitizing 1-3
- All About the #1
- Letter A Handwriting
- Letter A Identification
- Fine Motor Skills

## Week 2 Day 1

- Number 4 Practice
- Subitizing #1-3
- Roll and Trace Letter B
- Trace and Color B
- Transportation Sort

## Week 3 Day 1

- Count and Color 1-5
- Mystery #5 (Subitizing)
- Letter E Handwriting
- Letter E Identification
- What Belongs?

## Week 1 Day 2

- All About the #2
- Find the #2
- Letter A Handwriting
- Beginning Sounds A
- Fine Motor Skills

## Week 2 Day 2

- All About the #5
- Spin and Trace a Number
- Letter C Handwriting
- Letter C Identification
- Rhyming Words

## Week 3 Day 2

- ABC Patterns
- Which Set has more?
- Letter E Handwriting
- Roll and Trace Letter E
- Sort and Classify by Color

## Week 1 Day 3

- All About the #3
- Subitizing #1-3
- Roll and Trace Letter A
- Shadow Matching
- Fine Motor Skills

## Week 2 Day 3

- Color by Number
- Roll and Trace Letter C
- Fine Motor Skills
- Rhyming Words
- Life Cycle of a Flower

## Week 3 Day 3

- Sort by Size
- Which group has fewer?
- Letter F Handwriting
- Fine Motor Skills
- Which is Different?

## Week 1 Day 4

- Subitizing Practice
- Color by Number
- Letter B Handwriting
- Letter B Identification
- Life Cycle of a Frog

## Week 2 Day 4

- Which set has more?
- AB Patterns
- Letter D Handwriting
- Letter D Identification
- Rhyming Words

## Week 3 Day 4

- Patterns: Big and Small
- Count and Match
- Letter F Handwriting
- Beginning Sounds
- Community Helpers

## Week 1 Day 5

- Color by Number
- Mystery #3 (Subitizing)
- Letter B Handwriting
- Beginning Sounds B
- Roll and Trace a Shape

## Week 2 Day 5

- Comparing Numbers
- Shapes: Circles
- Letter D Handwriting
- Beginning Sounds D
- Life Cycle of a Butterfly

## Week 3 Day 5

- Color by Number
- Compare Sets with more
- Beginning Sounds
- Sequencing
- Fine Motor



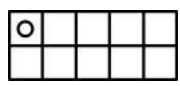


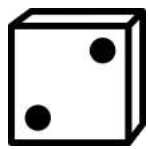
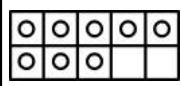


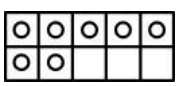

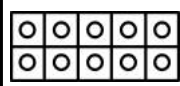



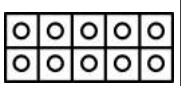


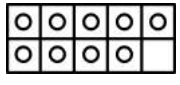

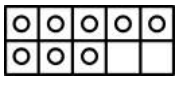

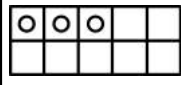


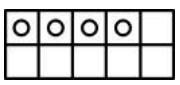



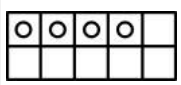


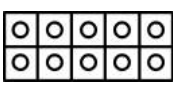

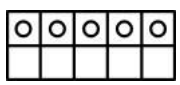






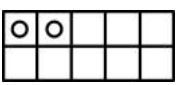




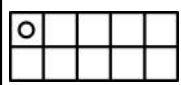


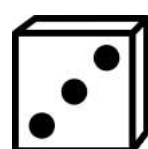
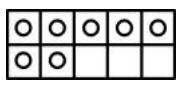

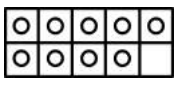


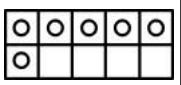
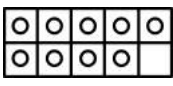


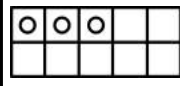




Name: \_\_\_\_\_



# Subitizing Mazes: Building Number Sense



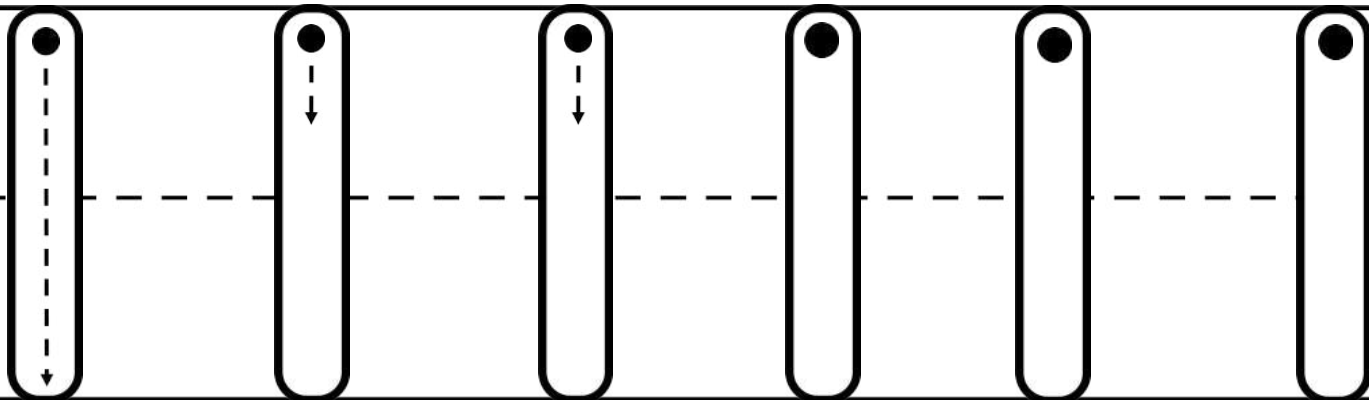
Directions: Help the butterfly find his way to the flower.  
Color all the spaces that have the value of 1, 2, or 3.

 Start							
							
							
							
							
							
							
							 Finish


Name: \_\_\_\_\_

# All About the Number 1


Trace the number:




Color the number:



Cut and paste the number:

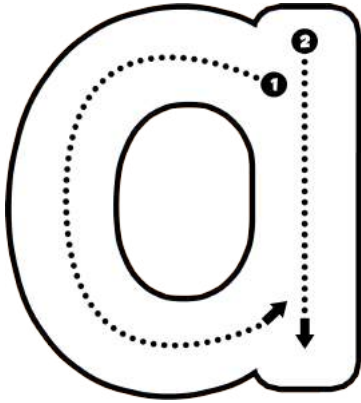


Week 1: Day 1









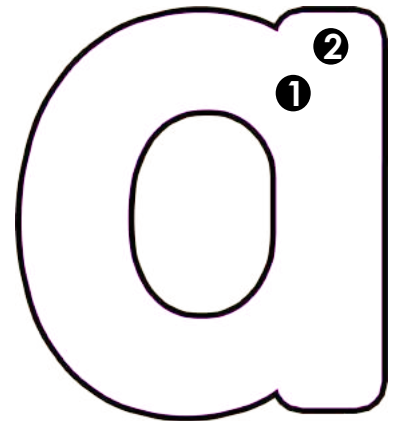
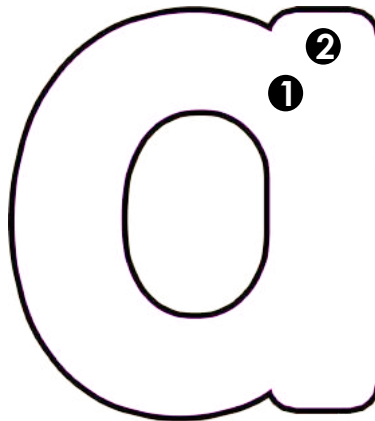
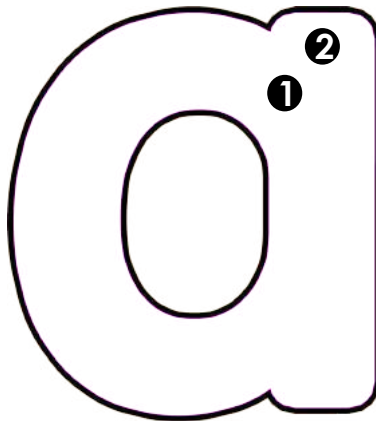
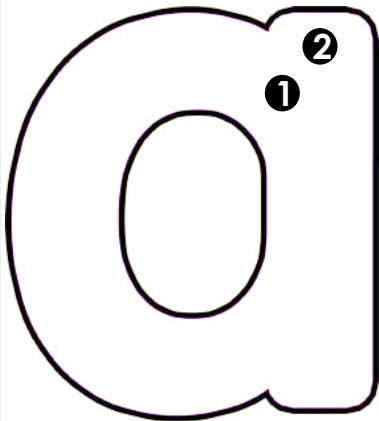



Name: \_\_\_\_\_

Alphabet Tracing  
Level 1





is for



# Letter Identification

Find all of the bubbles that have A or a.


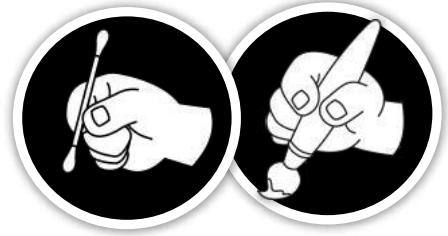


A collection of 40 circular bubbles containing various letters. The letters are: A, T, a, h, A, a, B, A, A, D, a, x, n, A, j, f, a, J, I, A, g, p, A, a, o, m, V, k, C, A, A, O, a, G.



Name: \_\_\_\_\_

Fine Motor: Color the dots on the picture.

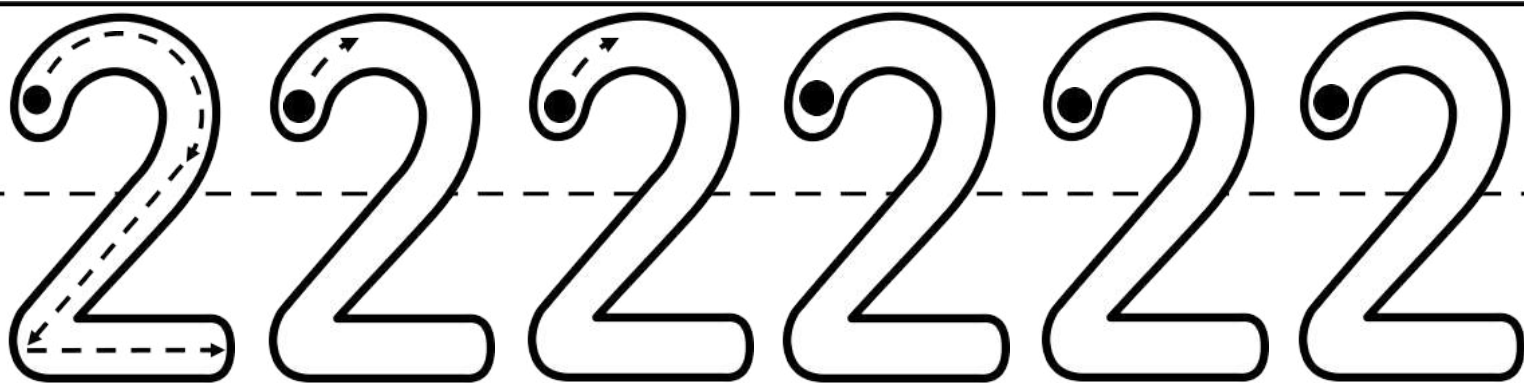


I see the cat.


Name: \_\_\_\_\_

# All About the Number 2

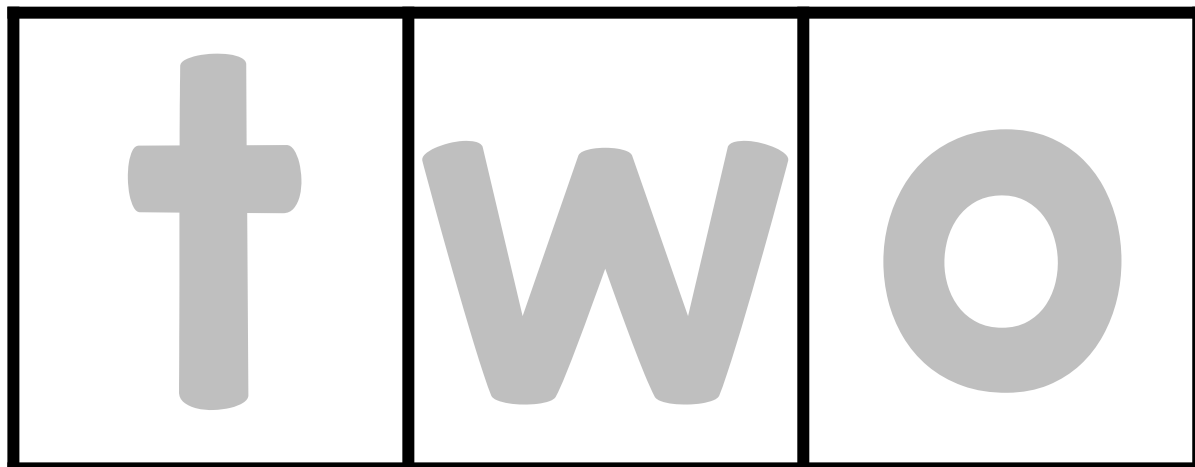
Trace the number:



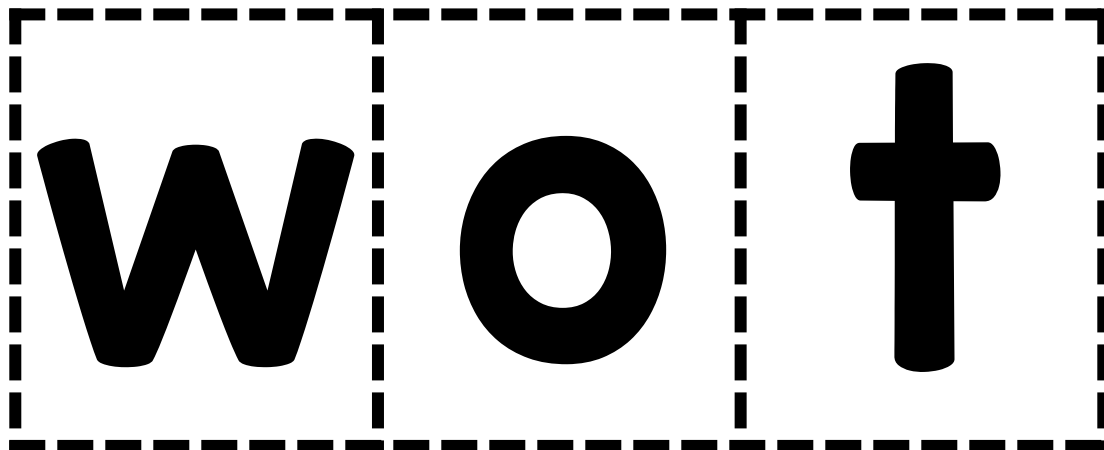
Color the number:



Cut and paste the number:



Week 1: Day 2



Name: \_\_\_\_\_



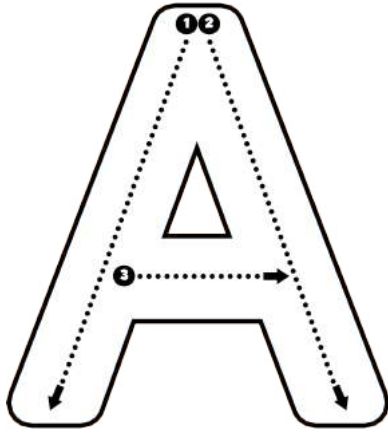
# Find the Number 2

Directions: Color or cover the number 2.









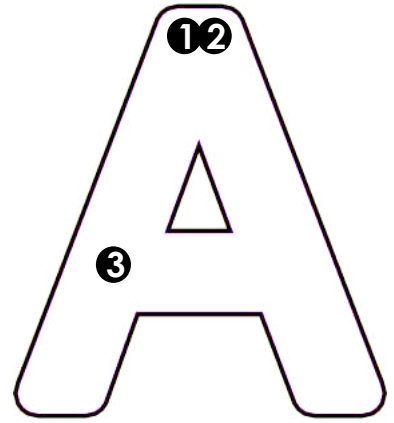


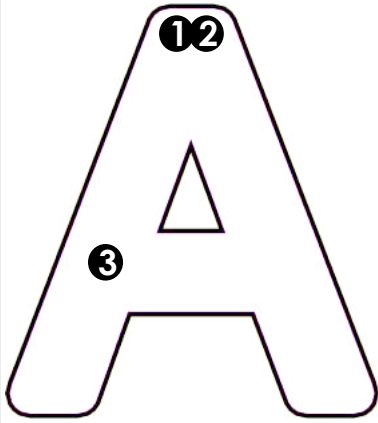

4	1	2	5	3	2
5	2	1	3	2	4
2	3	4	2	1	5
1	2	5	3	4	2
5	3	2	1	2	4
2	1	3	2	3	2

Name: \_\_\_\_\_

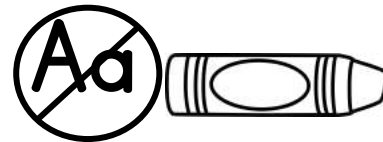
# Alphabet Tracing Level 1



is for




Make a Color Code:



Name: \_\_\_\_\_



# Beginning Sounds





Name: \_\_\_\_\_

Fine Motor: Color the dots on the picture.




I like the frog.

Name: \_\_\_\_\_

# All About the Number 3

Trace the number:




©Annie Moffatt @ The Moffatt Girls 2018

Color the number:



Cut and paste the number:




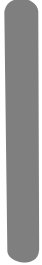




Week 1: Day 3


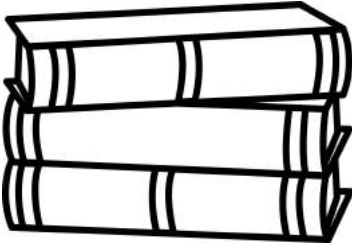




Name: \_\_\_\_\_

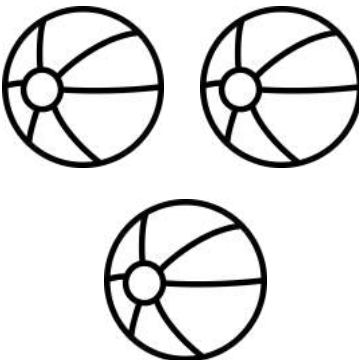

# Numbers 1-3

Directions: Write the missing number.

   	   	   
---	---	---

	<input type="text"/>		<input type="text"/>
---	----------------------	---	----------------------

	<input type="text"/>		<input type="text"/>
--	----------------------	--	----------------------

	<input type="text"/>		<input type="text"/>
--	----------------------	--	----------------------





# ABC's Roll and Trace












Name: \_\_\_\_\_

# Shadow Matching



Directions: Match the pictures.

1. Cut    2. Paste    3. Color




Name: \_\_\_\_\_

Fine Motor: Color the dots on the picture.



Here is an owl.

Name: \_\_\_\_\_












# Color by Code: Subitizing

Directions: Count the dots on the food bowl. Color by the code.

## Color Key

 red ●	 orange ●●	 blue ●●●
--	--	--


Name: \_\_\_\_\_

# Color by Number

Directions: Color the airplane. Use the key.

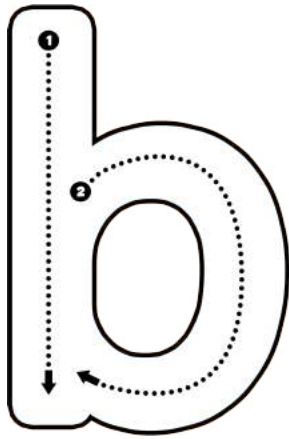
## Color Key

 1	 2	 3
--	--	---








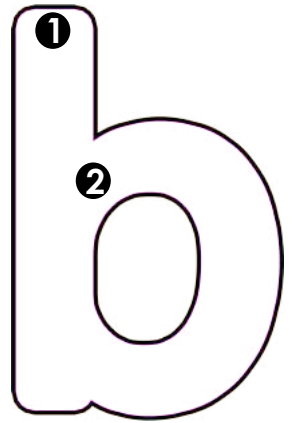
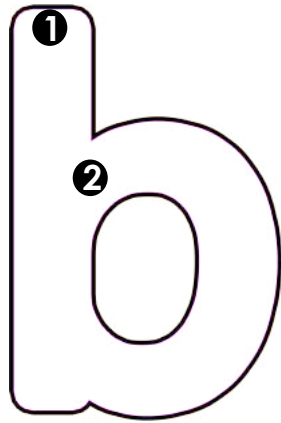
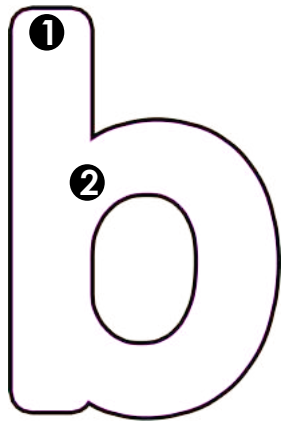
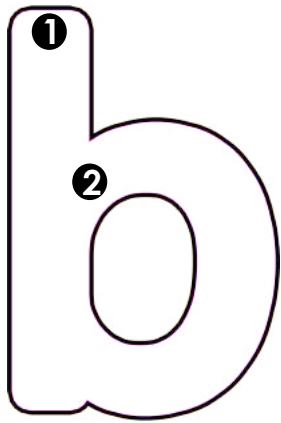
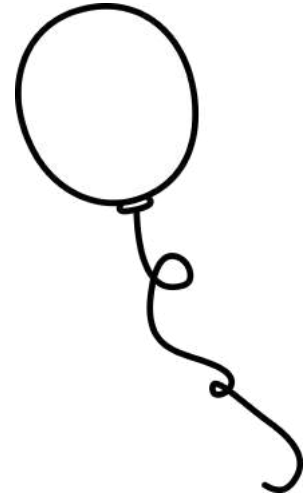


Name: \_\_\_\_\_

Alphabet Tracing  
Level 1





is for



# Letter Identification

Find all of the bubbles that have B or b.



A collection of 40 circular bubbles, each containing a letter. The letters are: b, f, o, B, b, n, W, G, P, r, B, j, a, b, E, b, k, h, B, A, B, O, i, p, b, J, B, I, T, b, C, x, B, D.



Name: \_\_\_\_\_

# Life Cycle of a Frog

Directions: Cut and paste the pictures in order.




1

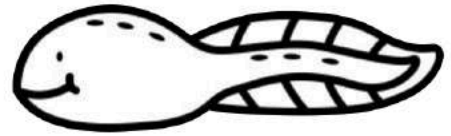
2

3


4




frog



tadpole



egg



froglet




Name: \_\_\_\_\_

# Color by Number

Directions: Color the corn and tomato. Use the key.

## Color Key

 1	 2	 3
--	--	---

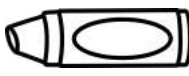




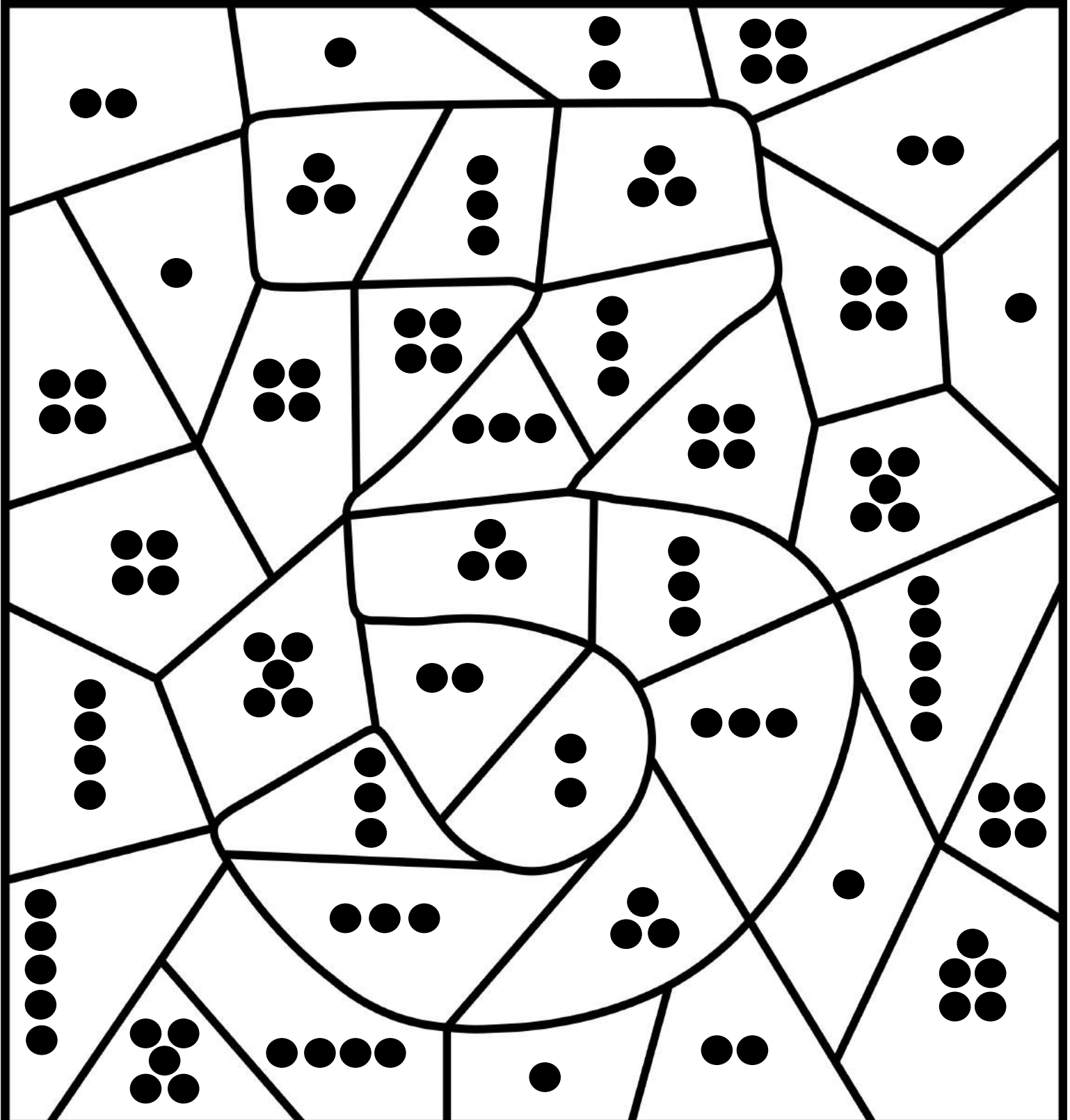
Find and Color  
the Number:

3

Name: \_\_\_\_\_


# Mystery Number

Make a color Code: 3 =  3 =  = 









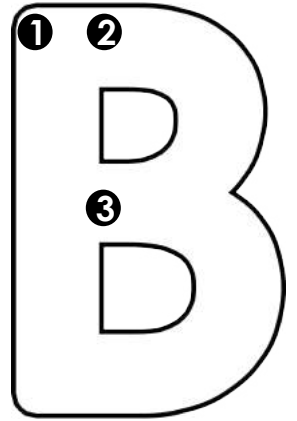

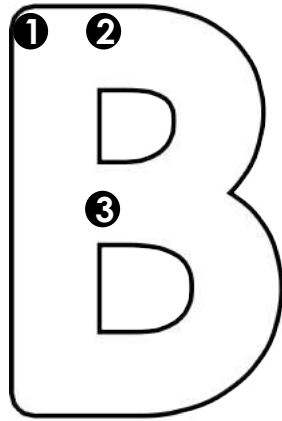
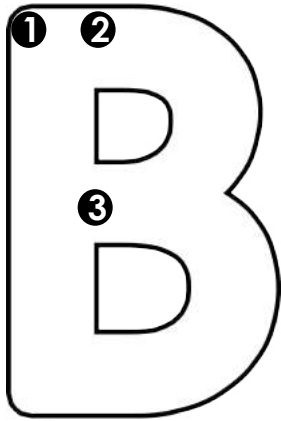


Name: \_\_\_\_\_

Alphabet Tracing  
Level 1

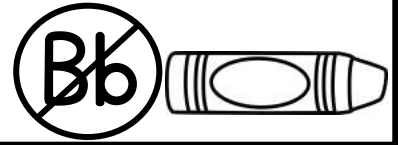


is for




Name: \_\_\_\_\_

Make a Color Code:



# Beginning Sounds



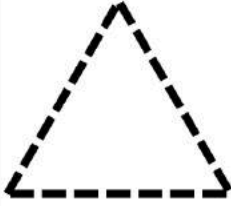





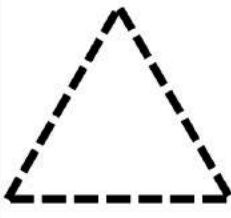





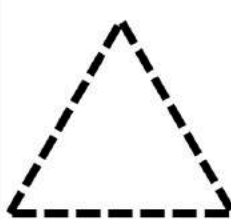





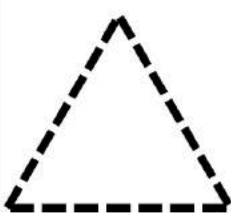





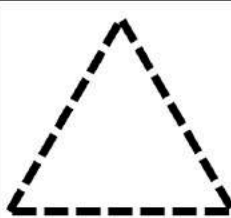

















Name: \_\_\_\_\_

# Roll and Trace a Shape

Directions: Roll a die and trace the shape in that row.

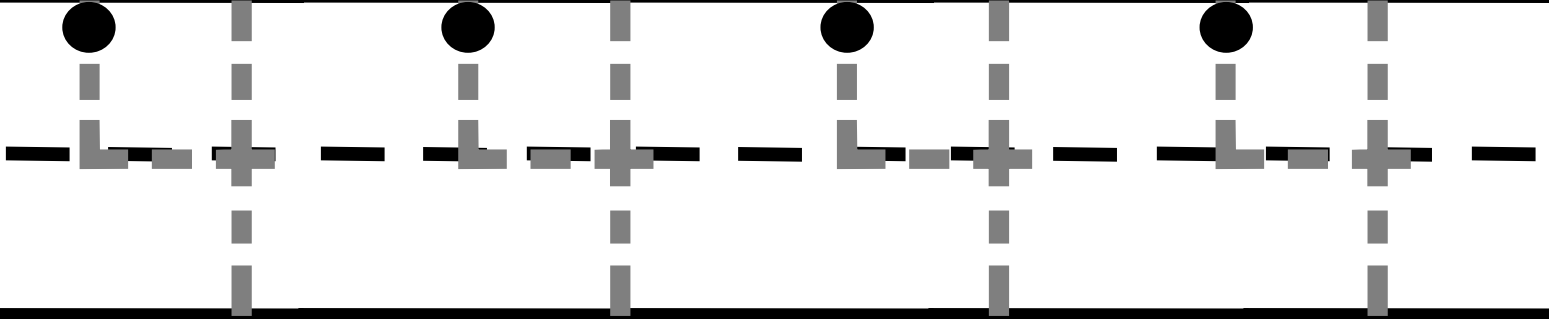
Continue playing until all shapes have been traced.



Name: \_\_\_\_\_

# Number 4

Practice tracing the number four.






Write how many in each set in the box. Color the picture.







Name: \_\_\_\_\_

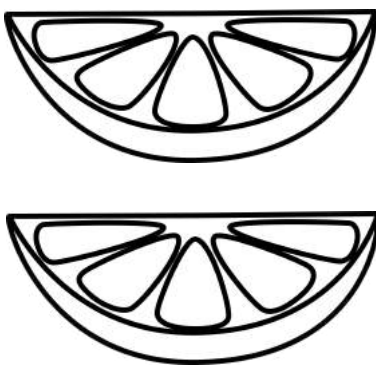

# Numbers 1-3

Directions: Write the missing number.

 1	 2	 3
---	---	---

			
---	--	---	--

			
---	--	--	--

			
--	--	--	--









Name: \_\_\_\_\_

# Trace and Color

Directions: Trace the picture. Use the color code to color the picture.




B is for Bee




Name: \_\_\_\_\_

# Transportation Sort

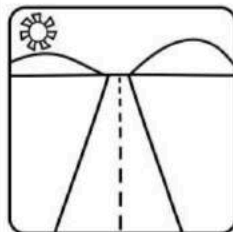
Directions: Cut and paste the pictures to the correct column. Color the pictures.



**Air**






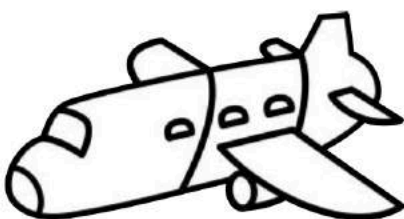

**Water**



**Land**




Week 2: Day 1

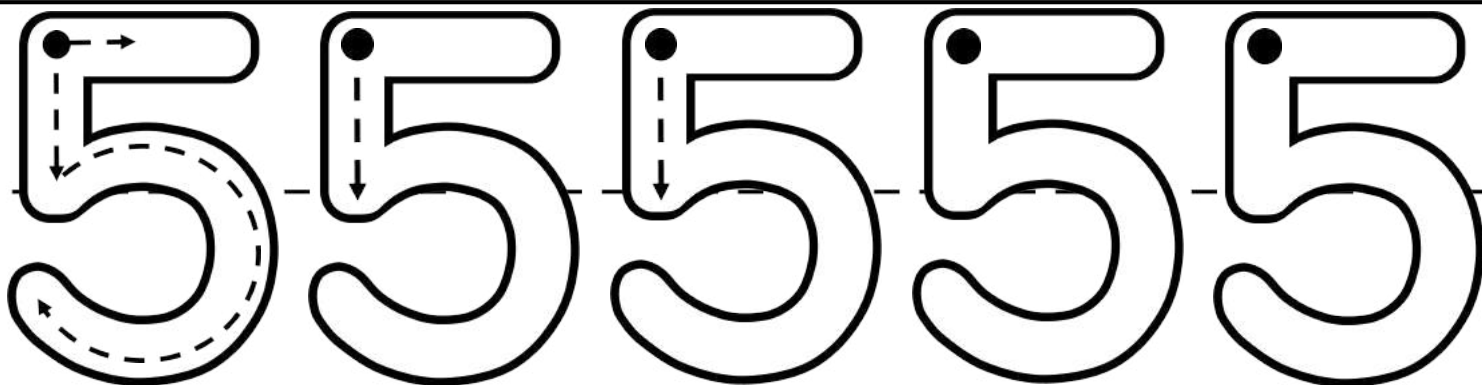


©Annie Moffatt@ The Moffatt Girls 2016


Name: \_\_\_\_\_

# All About the Number 5


Trace the number:



Color the number:
















Cut and paste the number:



Name: \_\_\_\_\_

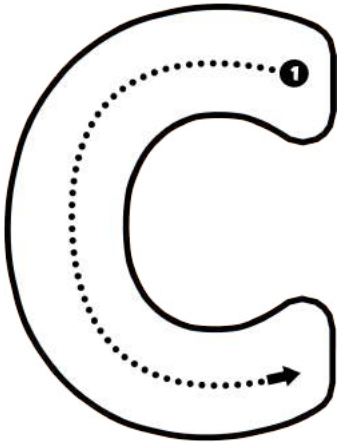
# Spin and Trace a Number

Spin the spinner and trace a matching number.
















Name: \_\_\_\_\_

Alphabet Tracing  
Level 1




is for



# Letter Identification

Find all of the bubbles that have C or c.



A cartoon girl with a bow in her hair, wearing a dress and shoes, is on the left side of the page. To her right is a grid of 40 circular bubbles, each containing a letter. The letters are: Row 1: V, k, C, C, P; Row 2: C, J, D, n; Row 3: e, P, i, C; Row 4: m, c, c, G, C; Row 5: A, z, d, H, B; Row 6: c, l, C, z; Row 7: e, y, A, C; Row 8: c, h, C, s.





Name: \_\_\_\_\_

# Rhyming Words Practice

Directions: Say the name of each picture. If they rhyme, color the 😊.

If they don't rhyme, color the ☹️ face.


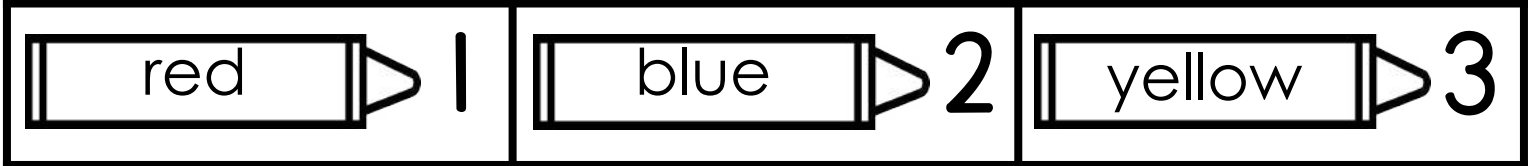
							
							
							
							
							

Name: \_\_\_\_\_

# Color by Number

Directions: Color the superhero. Use the key.

## Color Key









# ABC's

## Roll and Trace




Name: \_\_\_\_\_

Fine Motor: Color the dots on the picture.



I see the bee.

Name: \_\_\_\_\_

# Rhyming Words Set I

Directions: Cut and paste the picture that rhymes. Color the pictures.


dog




car



chair



bunny




honey




bear



frog



star



Name: \_\_\_\_\_

# Life Cycle of a Flower

Directions: Cut and paste the pictures in order.



1

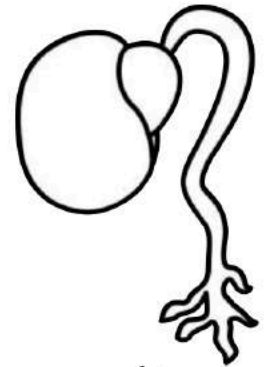
2

3


4



flower



sprouting seed



seed

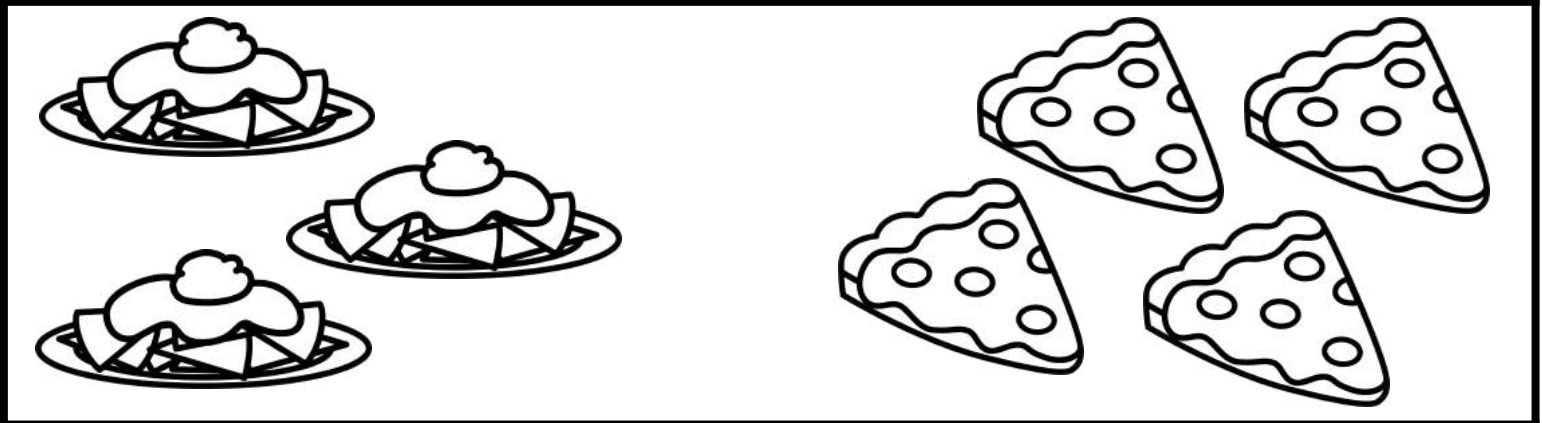





plant with buds

Name: \_\_\_\_\_

# Which Group has More? Set 1

Directions: Circle the set that has more in each row.






























Name: \_\_\_\_\_

# AB Pattern Cut and Paste Set I

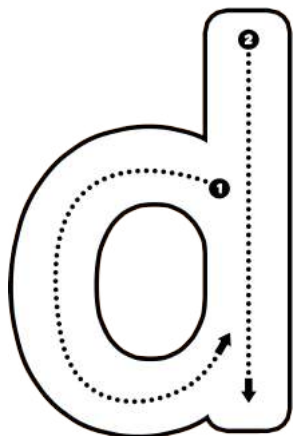
Directions: Cut and paste the picture that comes next.

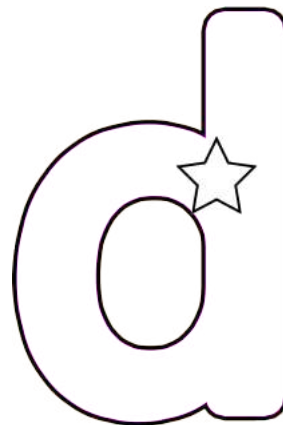
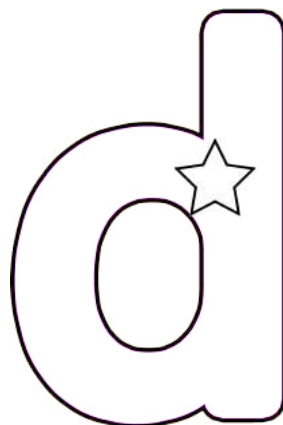
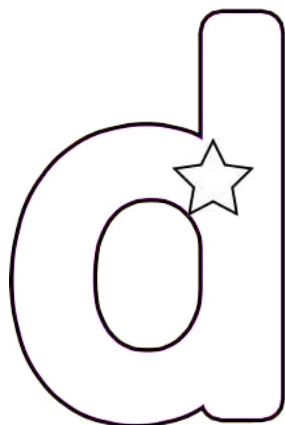
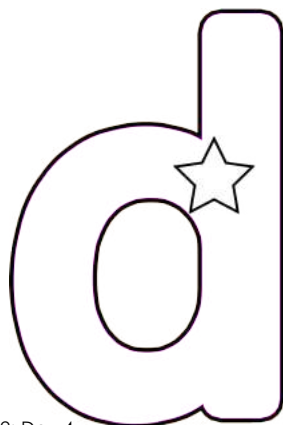
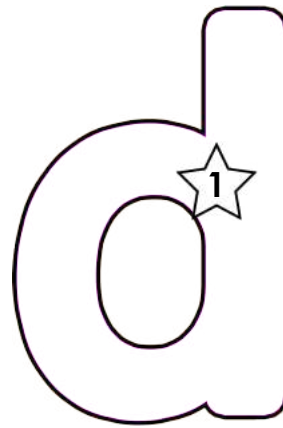
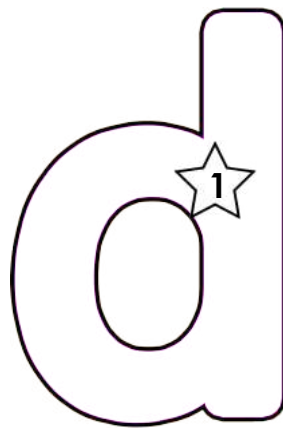
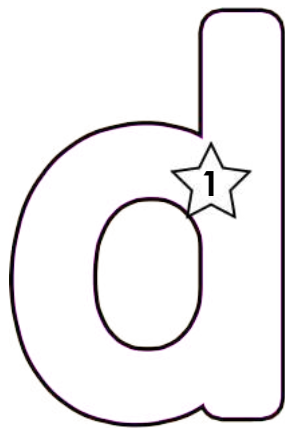
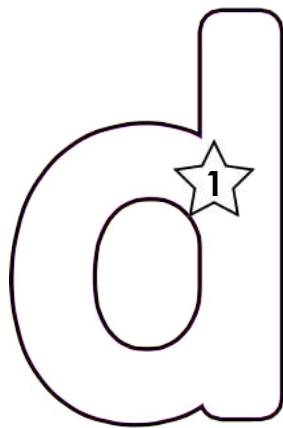
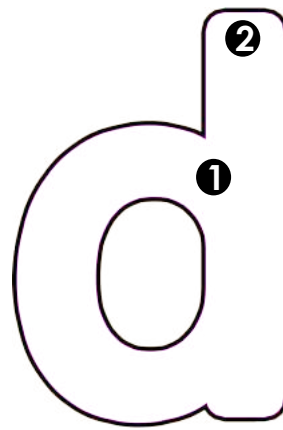
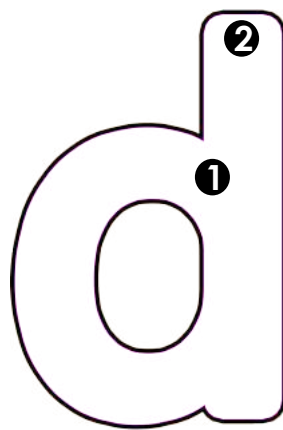
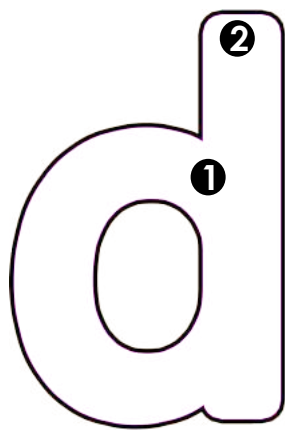
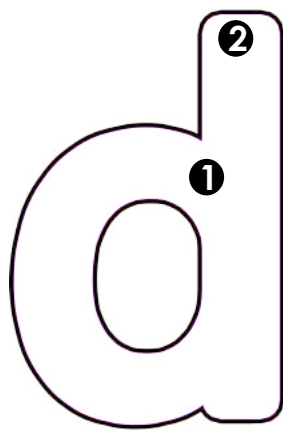



Name: \_\_\_\_\_

# Alphabet Tracing Level 1




is for





# Letter Identification

Find all of the bubbles that have D or d.



A collection of 35 circular bubbles containing various letters for identification. The letters are: d, B, t, K, D, R, g, D, h, D, b, d, c, A, j, b, F, i, d, O, D, m, D, n, q, l, D, a, d, G, A, D, x, d.

Name: \_\_\_\_\_

# Rhyming Words Set 2

Directions: Cut and paste the picture that rhymes. Color the pictures.


moon




bee



cat



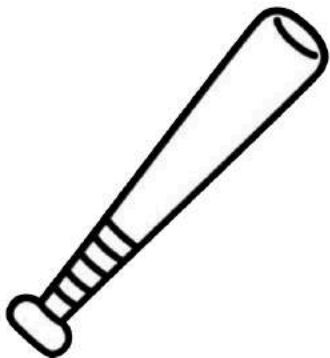
fan




Week 2: Day 4

©Annie Moffatt@ The Moffatt Girls 2016

bat



can



tree



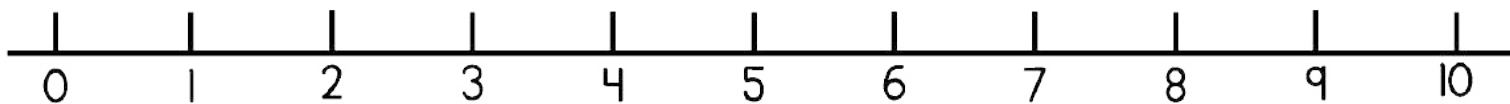
spoon



















Name: \_\_\_\_\_

# Comparing Numbers

Directions: Look at the numbers on the set of balloons.  
Use the number line to compare the numbers.  
Color the balloon that has more.





Name: \_\_\_\_\_


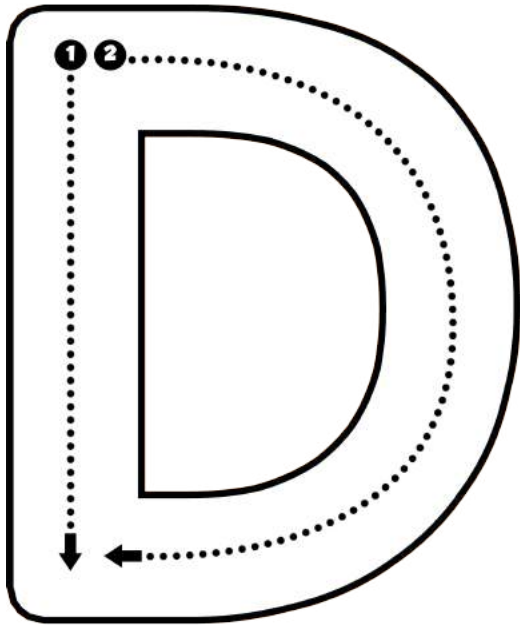
# Fishing for Circles

Trace and color the circles.

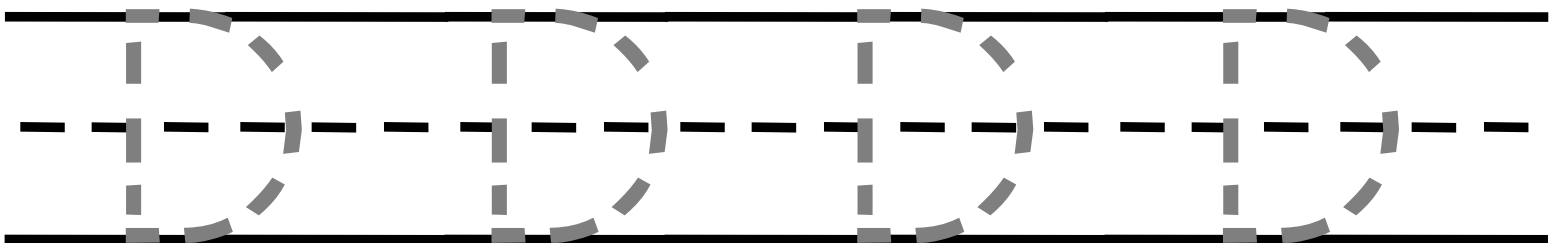
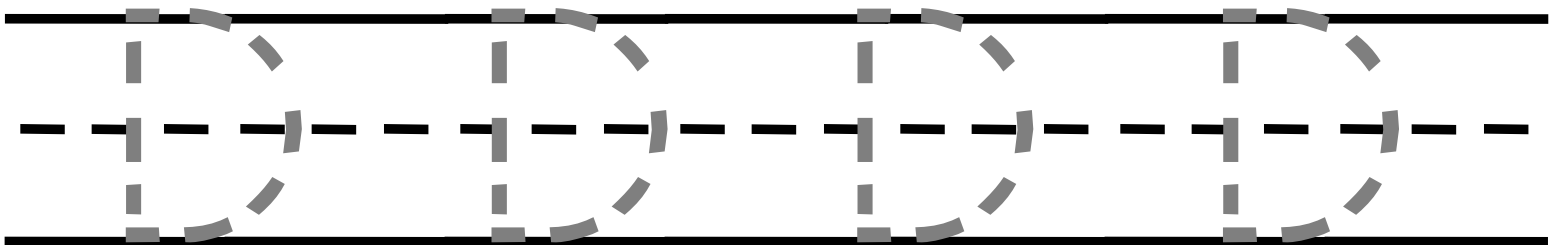
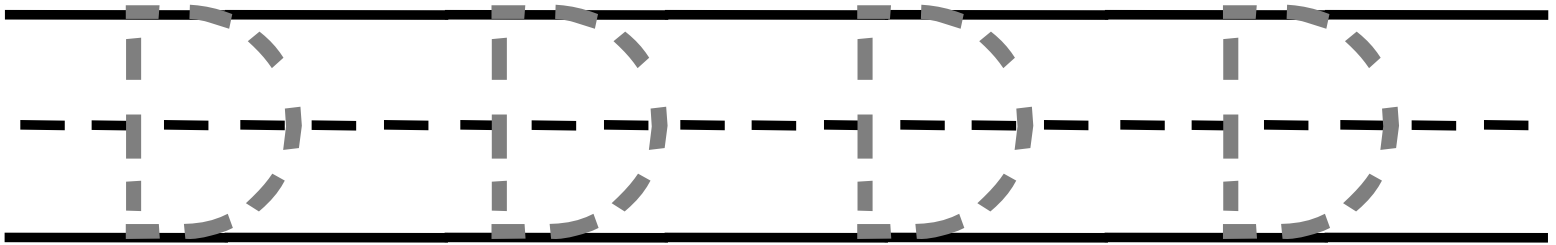


Name: \_\_\_\_\_

Alphabet Tracing  
Level 2



is for


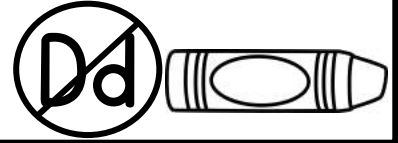




\_\_\_\_\_  
Name: \_\_\_\_\_

# Beginning Sounds


Make a Color Code:



Name: \_\_\_\_\_

# Life Cycle of a Butterfly

Directions: Cut and paste the pictures in order.



1

2

3

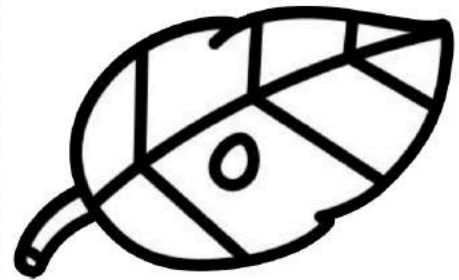
4



caterpillar



butterfly



egg



chrysalis




Name: \_\_\_\_\_


# Count and Color 1-5

Color the slices that have the correct number of pepperoni in each row.


5




4




1



3



2

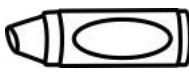




Find and Color  
the Number:

5

Name: \_\_\_\_\_

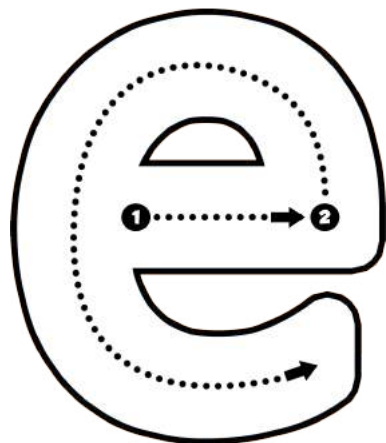
# Mystery Number

Make a color Code: 5 =  5 = 




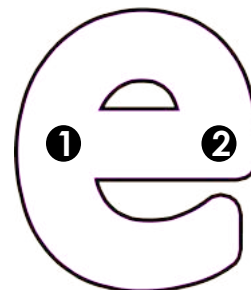
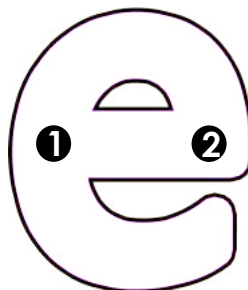
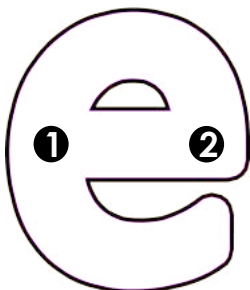
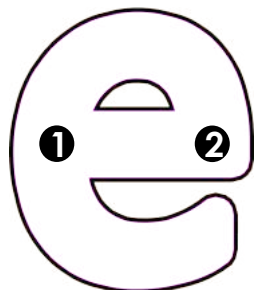



Name: \_\_\_\_\_

Alphabet Tracing  
Level 1




is for



# Letter Identification

Find all of the bubbles that have E or e.




A collection of 30 circular bubbles scattered across the page, each containing a letter. The letters are: e, Y, h, E, e, e, J, n, d, w, E, G, b, e, m, e, h, o, s, u, F, E, k, T, Q, c, i, E, f, e, A, e, N.

Name: \_\_\_\_\_

# What Belongs?


Directions: Cut and paste items that belong in the picture to the correct spots.  
There are two pictures that do not belong. Color the picture.



Name: \_\_\_\_\_

# ABC Pattern Cut and Paste Set I



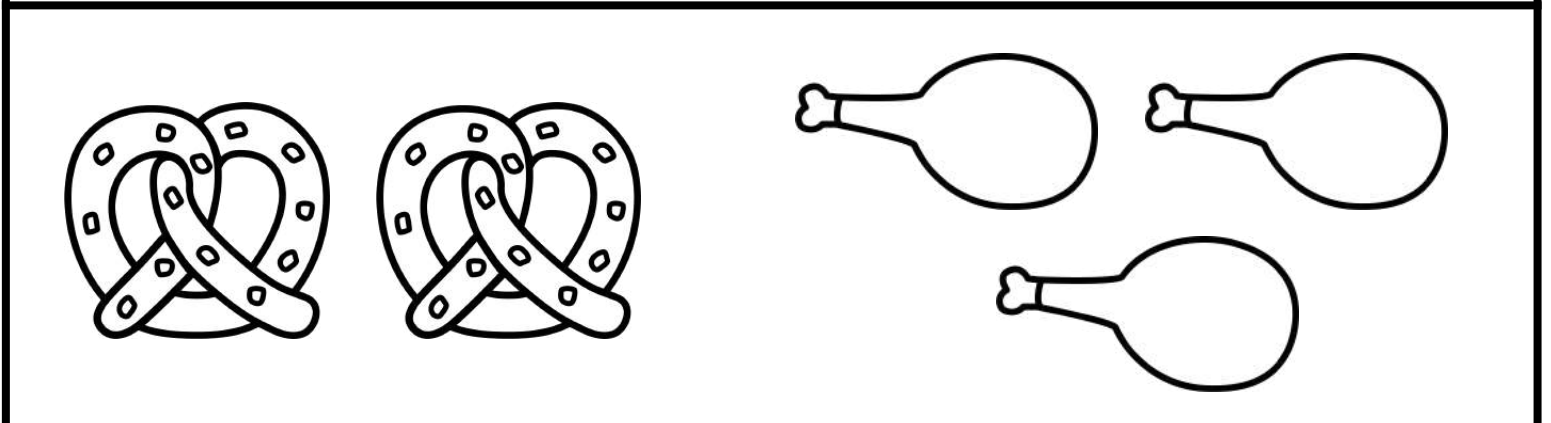
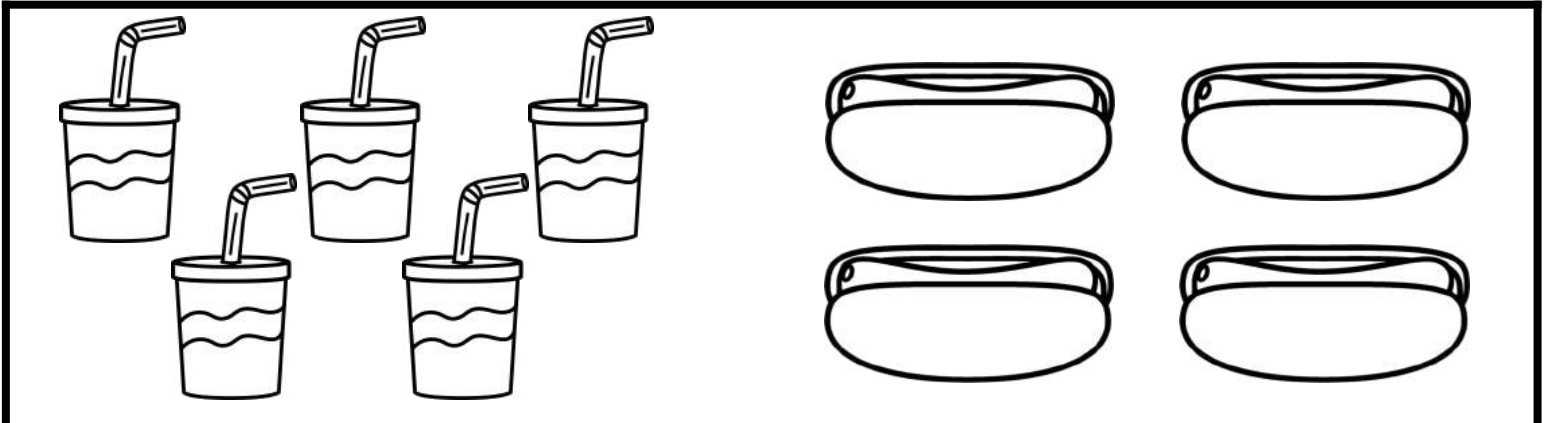
Directions: Cut and paste the picture that comes next.

Name: \_\_\_\_\_

# Which Group has More? Set 2


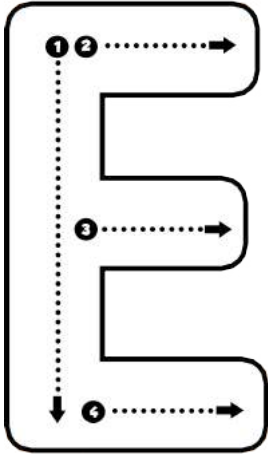
Directions: Circle the set that has more in each row.




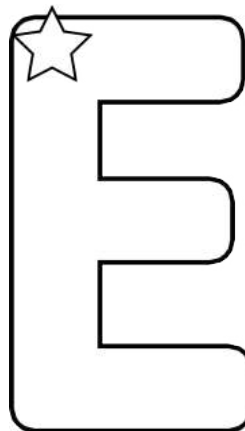
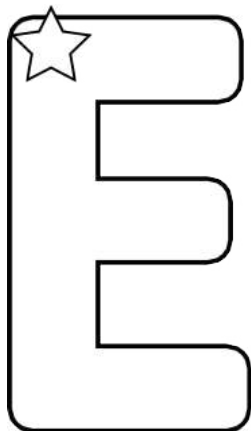


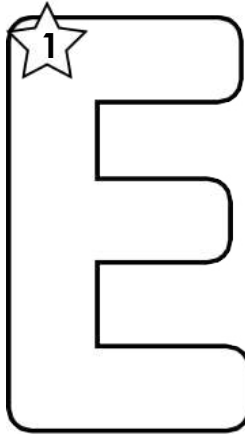


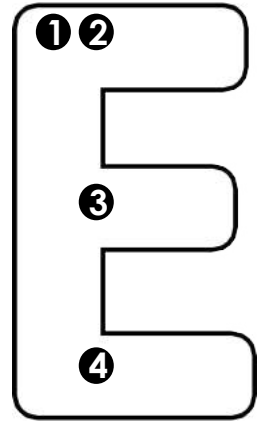
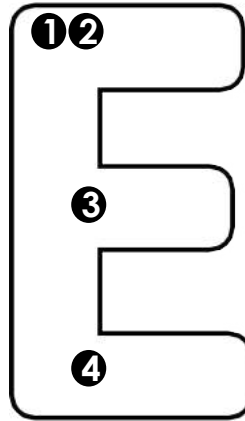
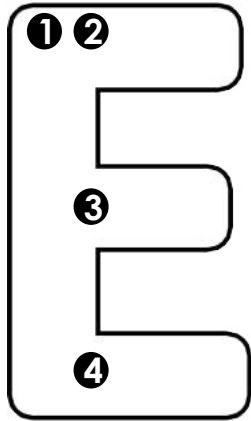
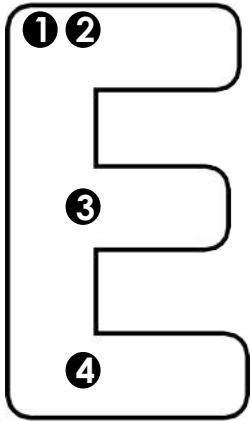


Name: \_\_\_\_\_

Alphabet Tracing  
Level 1



is for





# ABC's Roll and Trace




Name: \_\_\_\_\_

# Sort and Classify by Color


Cut and paste to the correct box.

Things that  
are red...




Things that  
are yellow...








Name: \_\_\_\_\_





# Sort by Size

Cut and paste to the correct box.

**Small**








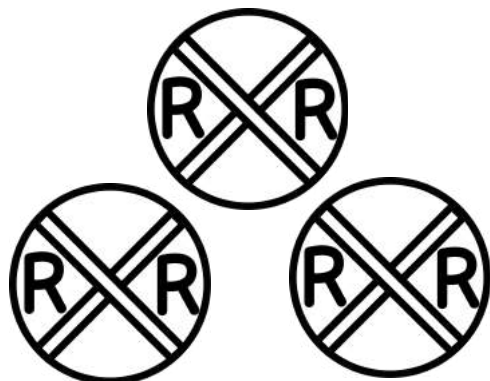
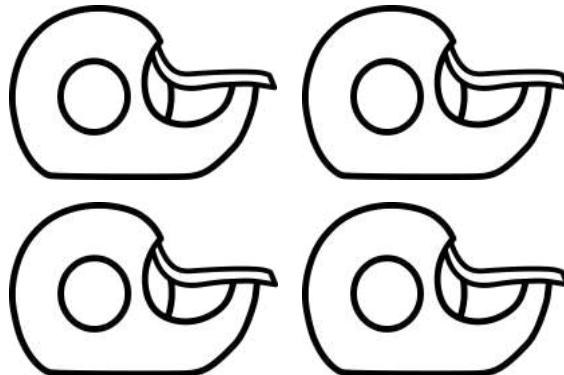

**Big**



Name: \_\_\_\_\_

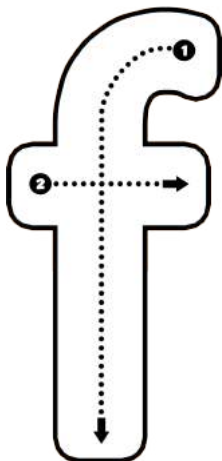
# Which Group has Fewer? Set I

Directions: Circle the set that has fewer in each row.









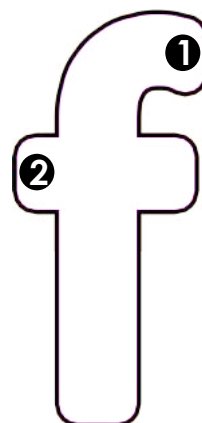






Name: \_\_\_\_\_

Alphabet Tracing  
Level 1





is for





Name: \_\_\_\_\_

Fine Motor: Color the dots on the picture.

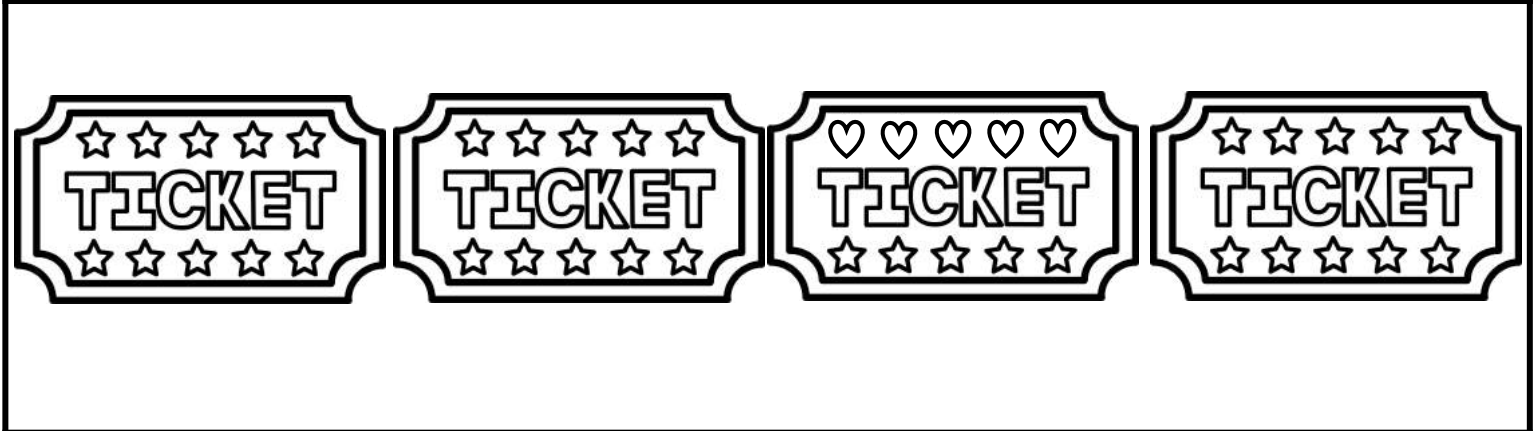





Is it a big fish?

Name: \_\_\_\_\_

# Which is Different? Set 1






Directions: Circle the one that is different.



Name: \_\_\_\_\_

# Patterns: Big and Small Set I


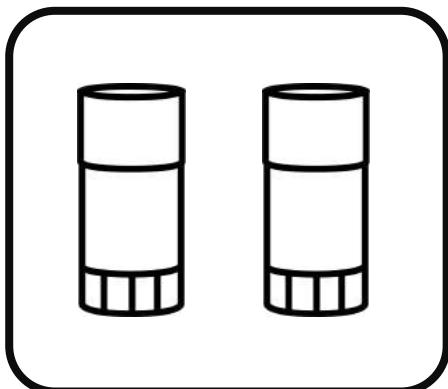
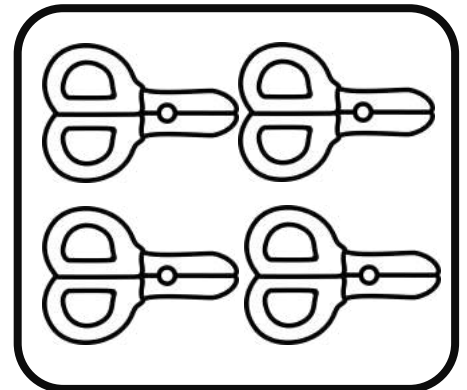
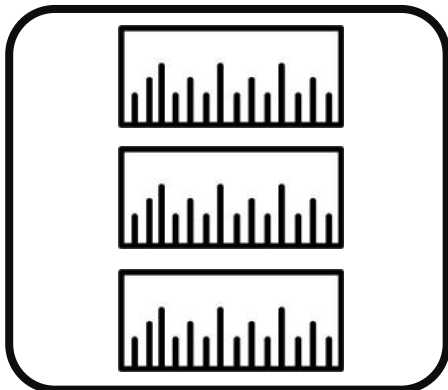



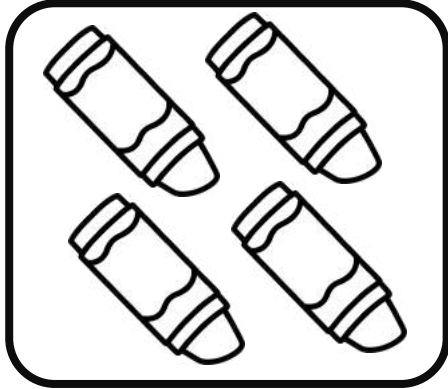
Directions: Cut and paste the picture that comes next.



Name: \_\_\_\_\_

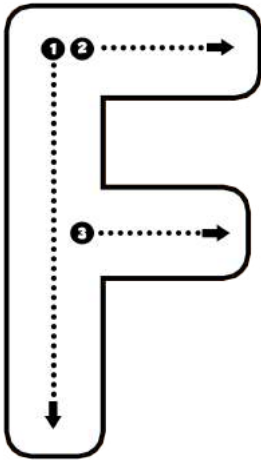
# Count and Match Set I

Directions: Draw a line to connect the set with the same number of objects.


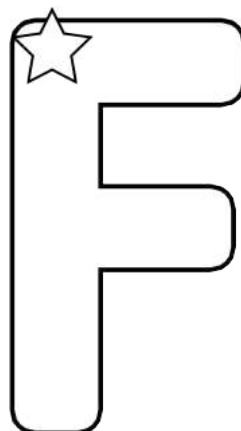
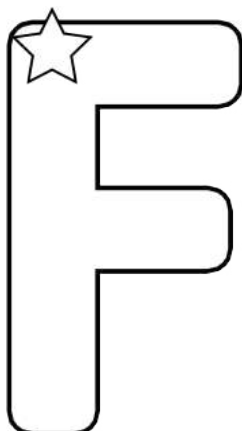
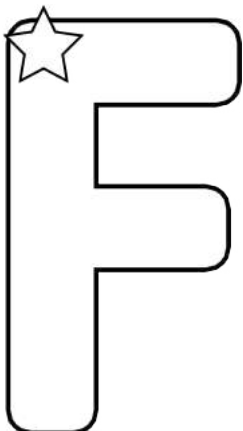
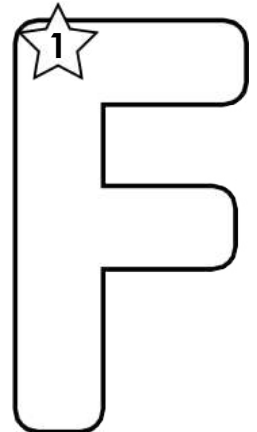
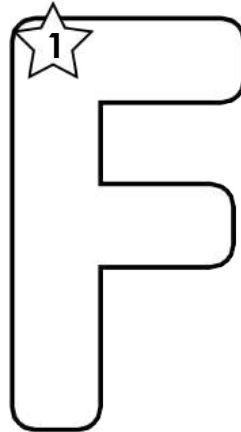
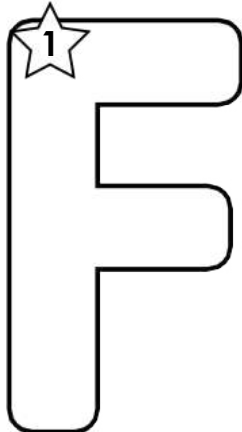
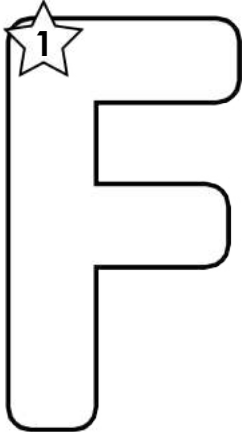
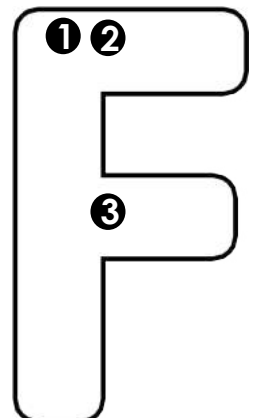
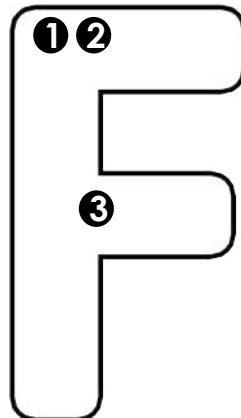
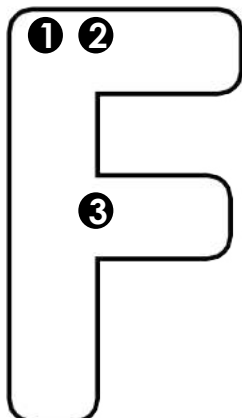
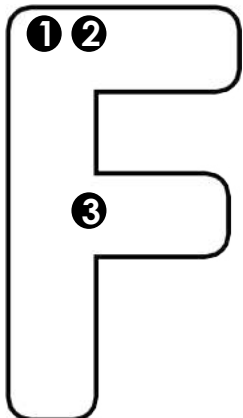


Name: \_\_\_\_\_

# Alphabet Tracing Level 1




is for



Name: \_\_\_\_\_


# Beginning Sounds Set 1

Directions: Say the name of each picture. Dot/color the beginning sound.



g

a



d

m



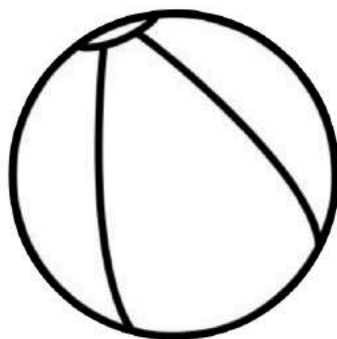
h

k



l

t



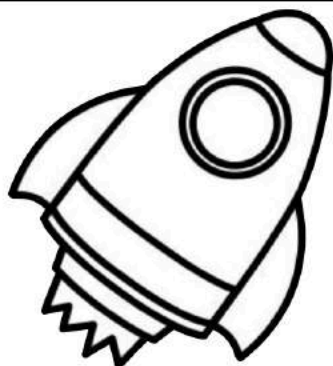
c

b




m

v




n

r



p

s



f

w



Name: \_\_\_\_\_

# Community Helpers Set I

Directions: Cut and paste the pictures that each community helper needs. Color the pictures.



## Farmer




## Fire Fighter



## Police Officer




Week 3: Day 4









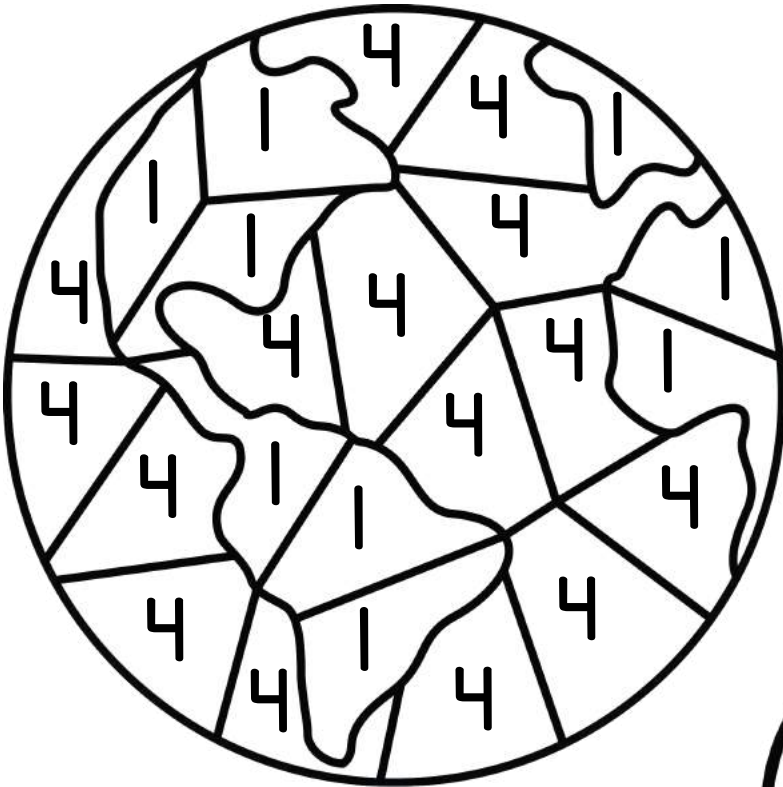
Name: \_\_\_\_\_

# Color by Number

Directions: Color the rocket and Earth. Use the key.

## Color Key

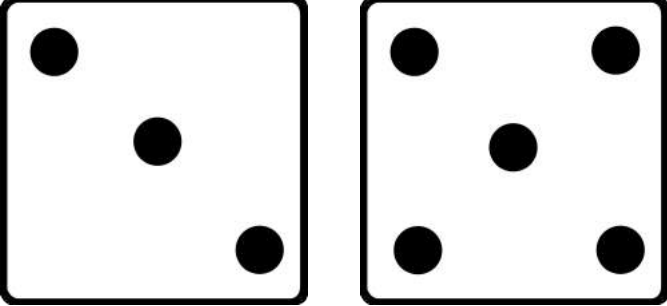
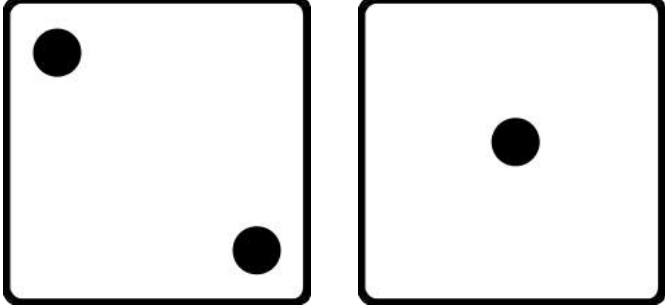
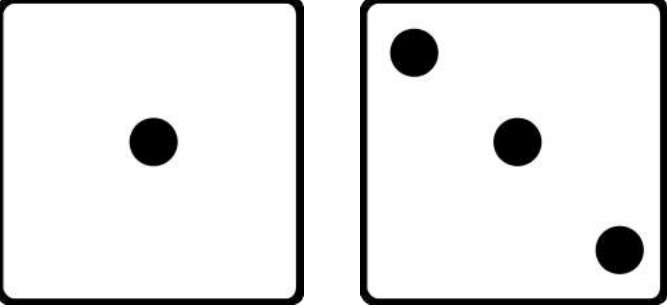
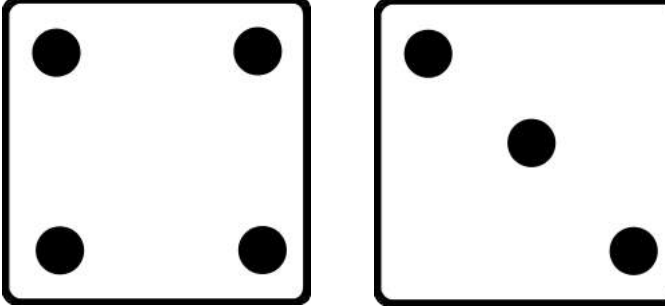

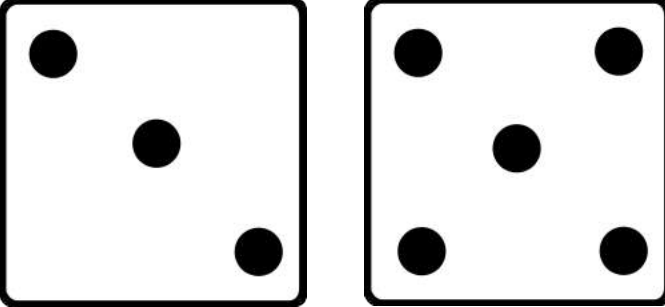
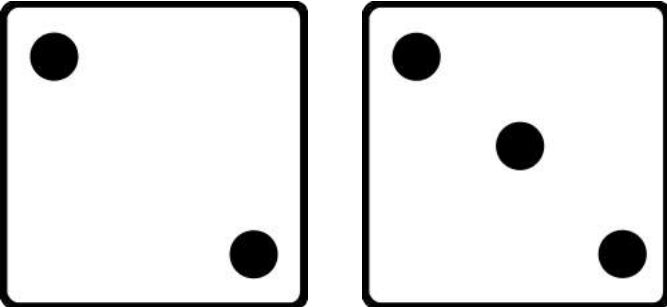
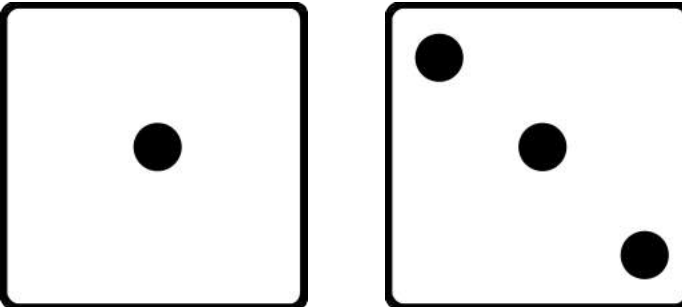
 1	 2	 3
 4	 5	



Name: \_\_\_\_\_

# Compare: Sets with More Set 1

Directions: Count. Color the number that is more.

Name: \_\_\_\_\_


# Beginning Sounds Set 2

Directions: Say the name of each picture. Dot/color the beginning sound.



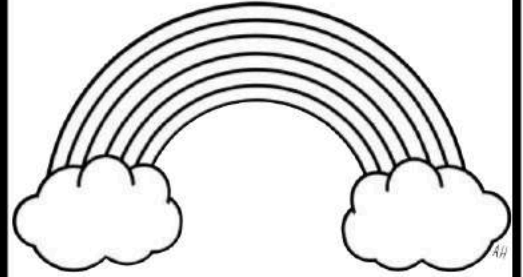
r

l




s

v



r

m




p

h




b

h




t

c



f

b



k

d



m

s




Name: \_\_\_\_\_

# Sequencing: How a Chick Hatches

Directions: Cut and paste the pictures to show the order.

1. Cut



2. Paste



3. Color




1

2

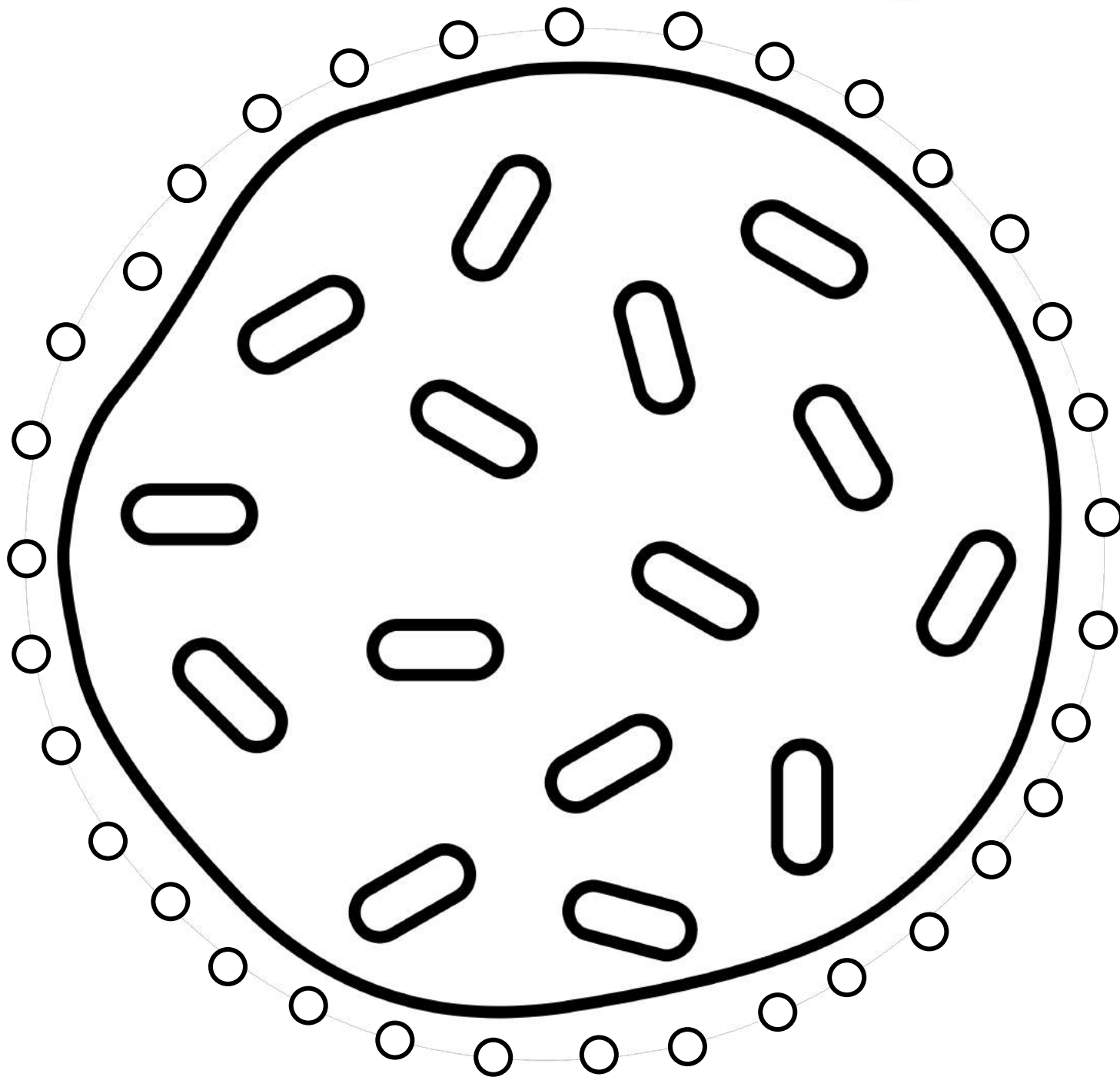

3

4



Name: \_\_\_\_\_

Fine Motor: Color the dots on the picture.



**I see a cookie!**



# Preschool Home Learning

© Annie Moffatt @ The Moffatt Girls 2020

## Terms of Use:

All rights reserved. Purchase of this item entitles the purchaser the right to reproduce the pages in limited quantities for classroom use only. Duplication for an entire school, an entire school system or commercial purposes is strictly forbidden without written permission from the author.

Copying any part of this product and placing it on the internet in any form (even a personal/classroom website) is strictly forbidden and is a violation of the Digital Millennium Copyright Act (DMCA). These items will be located by Google and traced back to the publishing site.

It is my sincere hope that you enjoy this product and find it helpful! If you have any questions regarding this product, please do not hesitate to contact me.

Annie Moffatt

[themoffattgirls@gmail.com](mailto:themoffattgirls@gmail.com)

# Graphics and Fonts from the Following:

