

4

3

2

1

ITEM NO.	PART NUMBER	DESCRIPTION	QTY.
1	M09-10509	Stander I Hitch Mate Rect Tube	1
2	H09-10047	1/2" x .75" Clevis Pin	2
3	H09-10048	Locking Cotter Pin, for 1/2" Clevis Pin	2
4	M09-10498	HITCH MATE SLEEVE, WRIGHT STANDER I	2
5	M09-10508	HITCH MATE SIDE SUPPORT, WRIGHT, STANDER I	1
6	M09-10507	HITCH MATE SIDE SUPPORT, WRIGHT, STANDER I	1
7	HM-FLT-UNV	STANDARD FLAT HITCH RECEIVER	1
9	H09-10215	3/8-16 x 2.25" Carraige Bolt	4
10	H09-10008	3/8"-16 FLANGE LOCKNUT	4

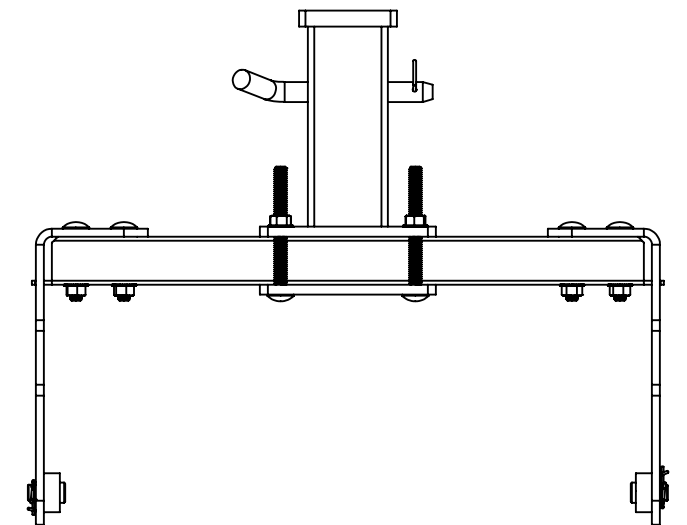
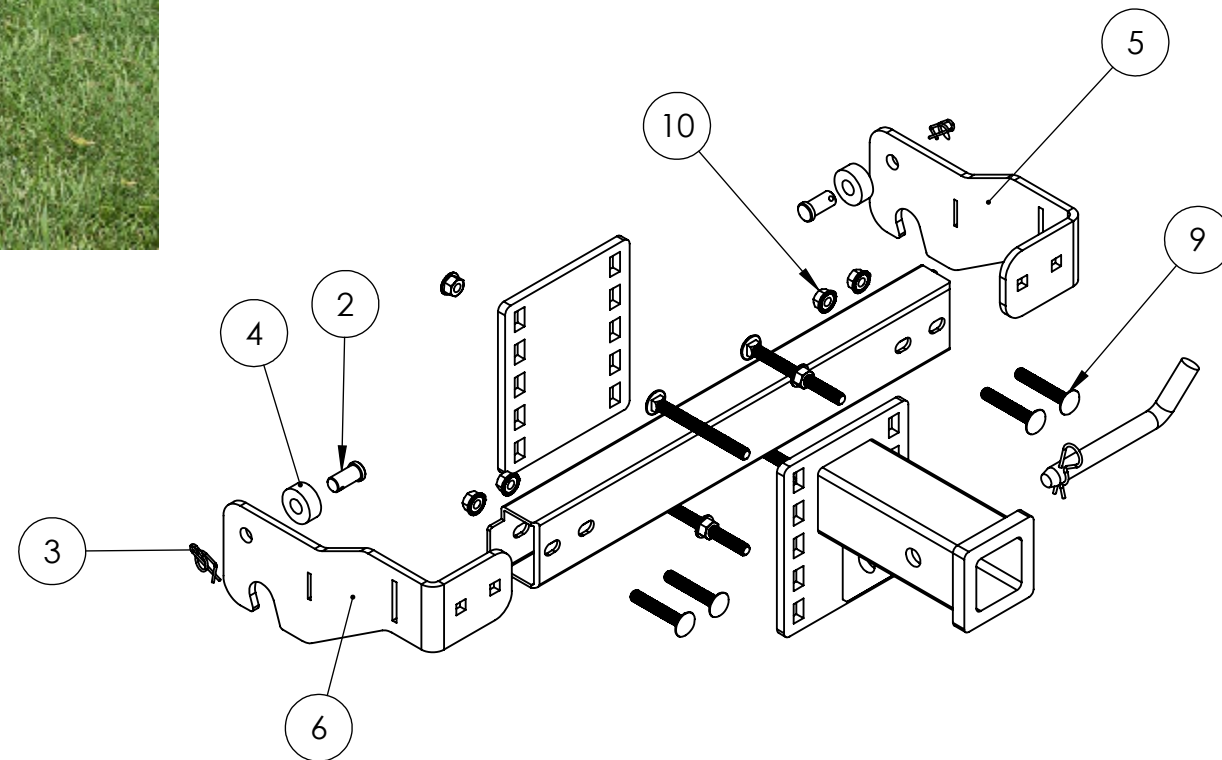
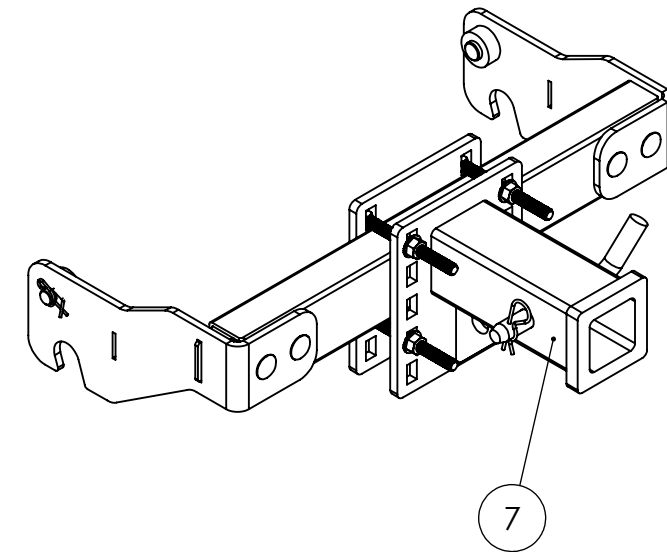
REVISIONS				
ZONE	REV.	DESCRIPTION	DATE	NAME
	A	ORIGINAL RELEASE	10/19/2020	JL

B

B



HITCH MATE MOUNTING LOCATION



A

A



DO NOT SCALE DRAWING

PROPRIETARY AND CONFIDENTIAL

THE INFORMATION CONTAINED IN THIS DRAWING IS THE SOLE PROPERTY OF DAWSON MANUFACTURING. ANY REPRODUCTION IN PART OR AS A WHOLE WITHOUT THE WRITTEN PERMISSION OF DAWSON MANUFACTURING IS PROHIBITED.

DIMENSIONS ARE IN INCHES

TOLERANCES:

ANGULAR: MACH ± 0.5 BEND ± 1

ONE PLACE DECIMAL ± .050

TWO PLACE DECIMAL ± .025

THREE PLACE DECIMAL ± .005

3RD ANGLE PROJECTION

MATERIAL SEE BOM

FINISH

TITLE:

HITCH MATE, WRIGHT, STANDER I, REAR

PATENT PENDING

SIZE	PART NO.	REV
B	HM-WRT-STI-R	A

SCALE: 1:6 WEIGHT: 28.19 lbs SHEET 1 OF 1

4

3

2

1