

**Emergency  
Network  
Los Angeles**

Voluntary Organizations  
Active in Disaster  
for LA County

# **THE CASE FOR RESILIENCE LEADERSHIP AT THE LOCAL LEVEL**

Prepared by Lauren Meister  
Program Manager  
June 2024

# WHAT IS COMMUNITY RESILIENCE?



- ▶ The ability of a community to **prepare for, withstand, and recover from** shocks or stresses, such as natural disasters, economic downturns, public health crises, or other disruptions.
- ▶ The focus is on developing strategies that **address both the built and natural environment** and **enhance adaptability to known and unknown risks**.
- ▶ Resilience planning requires a **comprehensive, whole community approach** that involves a range of stakeholders, including:
  - Government,
  - Non-governmental organizations (NGOs),
  - Community and faith-based organizations and volunteers
  - Neighborhoods and businesses,
  - Individual community members, families and households.



# How COMMUNITY RESILIENCE ADDS VALUE

- ▶ Community resilience utilizes a **holistic approach** by considering social and economic factors, environment, infrastructure, zoning and land use, as well as hazard mitigation and preparedness, to reduce vulnerabilities and foster long-term sustainability and community well-being.
- ▶ Community resilience can **support and enhance critical functions**, including but not limited to:



Public Safety



Risk Management



Vital City Services



Infrastructure



Continuity

# WHY RESILIENCE LEADERSHIP IS ESSENTIAL AT THE LOCAL LEVEL



# AREAS WHERE RESILIENCE LEADERSHIP CAN HELP

- ▶ Resilience leadership can specifically help with:





# RISK ASSESSMENT



- ▶ Resilience leadership can help identify potential risks and vulnerabilities within organizational operations, infrastructure, and community.
- ▶ By conducting a comprehensive risk assessment, measures can be developed to mitigate or prepare for potential disasters, such as natural disasters, cyber attacks, or pandemics.



# EMERGENCY RESPONSE PLANNING


- ▶ Resilience leadership can develop and implement emergency response plans that can improve a community's readiness and response to any crisis or emergency.
- ▶ As a bridge between agencies, organizations, and businesses, resilience leadership can work with others:
  - To build a comprehensive list of potential hazards, capabilities, and mitigations,
  - Ensure a coordinated response and effective communication during emergencies.





# COMMUNITY ENGAGEMENT

- ▶ Resilience leadership can work with community stakeholders to:
  - Identify community concerns,
  - Improve communication, and
  - Foster partnerships that can enhance the public's safety and resilience.
- ▶ By engaging with the public and building trust, local leadership can create a culture of preparedness and equity and promote resilience at the individual and community levels.






# TRAINING AND EDUCATION



- ▶ Resilience leadership has a role in:
  - Raising awareness and teaching communities be more prepared for potential shocks and stresses.
  - Developing training programs for organizations and community members on emergency preparedness, response, and recovery.
- ▶ Resilience leadership can partner with community members to educate them on continuity planning.
  - Continuity planning is a process that helps organizations and businesses to prepare for and respond to disruptions, stresses, or shocks that could impact their operations.

# INNOVATION



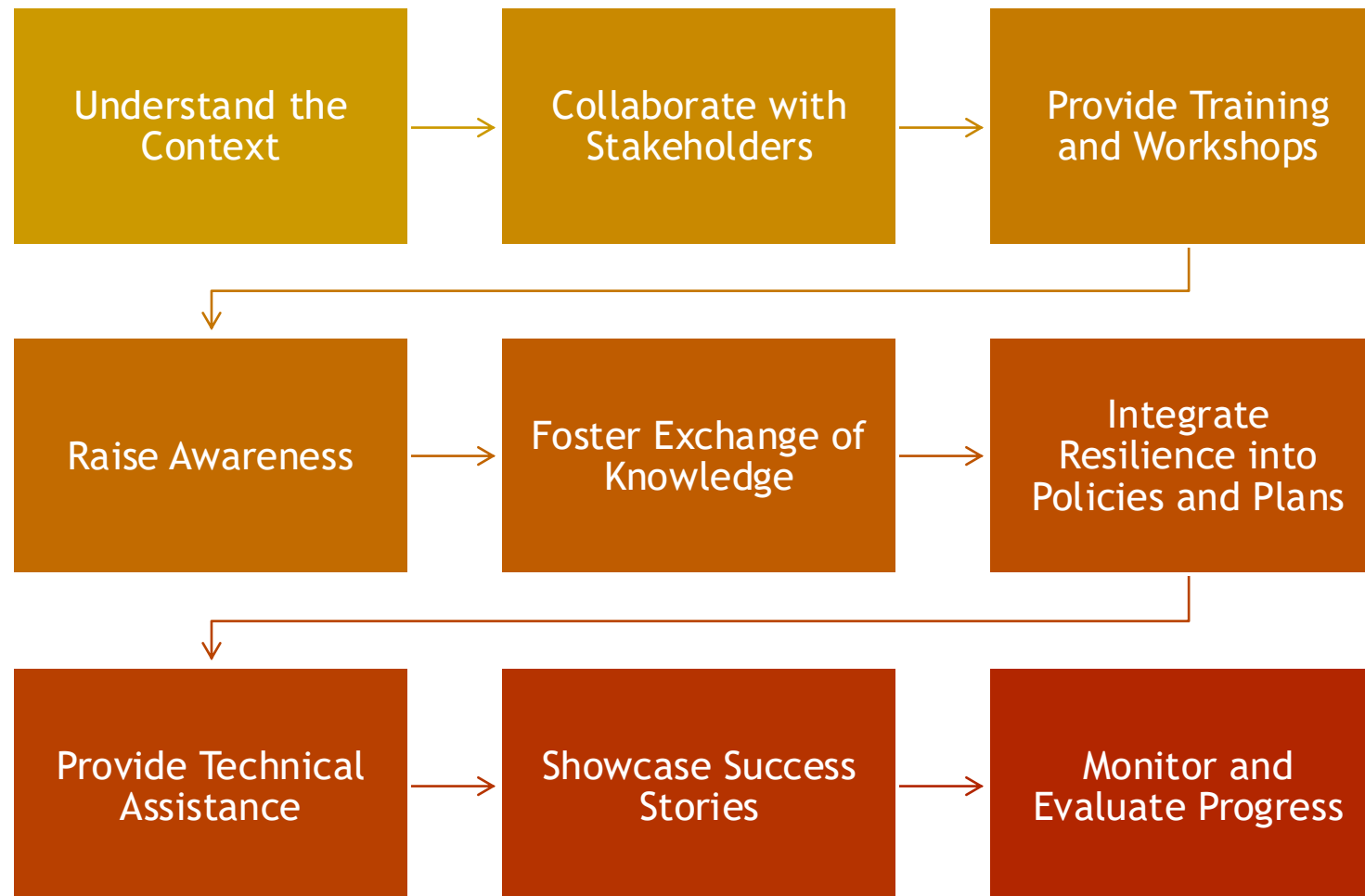
- ▶ Resilience leadership can foster a culture of innovation, experimentation, and collaboration by...
  - Researching and identifying new technologies and practices that can improve community resilience and enhance its ability to respond to emergencies.
  - Building partnerships and networks with other organizations, such as universities or technology companies, to share knowledge and resources.
  - Using data and analytics to identify trends, predict potential threats, and monitor performance.

# WHOLE COMMUNITY APPROACH



- ▶ Resilience leadership can help promote a **Whole Community Approach** with the goal of building resilience and strengthening communities.
- ▶ A **Whole Community Approach** involves the participation of:
  - Individuals, families, and households
  - Neighborhoods and local businesses
  - Community and faith-based organizations (CBOs and FBOs)
  - Non-governmental organizations (NGOs)
  - Local, state, federal government and tribal communities

# HOW TO PROMOTE RESILIENCE AT THE LOCAL LEVEL






# CONCLUSION

When it comes to preparing for and responding to shocks and stressors of all types, responsibility begins at the local level.

Community and faith-based organizations know their communities best and are uniquely positioned to implement a local resilience strategic plan.

A key benefit of building resilience locally is that resilient communities will not only survive future challenges — they will come back stronger than ever.

# ABOUT ENLA



**Emergency Network Los Angeles (ENLA)** is the designated Voluntary Organizations Active in Disaster (VOAD) for Los Angeles County and is part of the State and National Voluntary Organizations Active in Disaster movement.



**ENLA** represents over 50 nonprofits and government entities working in the space of community welfare and emergency management (mitigation, preparation, response, and recovery).



Our impact is felt daily across Los Angeles County. Whether it is food distribution, earthquake preparedness, wildfire recovery, or responding to global pandemics, you will see the hard work of our members and our volunteers reflected in the communities we serve.



**ENLA's** mission is to enhance the capacity of non-profit organizations, government agencies, and the private sector in managing emergencies as we foster the "**four C's**" of emergency management: cooperation, communication, coordination, and collaboration.



**ENLA** is a California non-profit, charitable corporation under IRS section 501(c)(3). The organization is governed by a board of directors comprised of representatives from community-based organizations (CBOs), national disaster agencies, and non-voting government representatives.

# HOW TO GET INVOLVED

## ▶ Become a Member

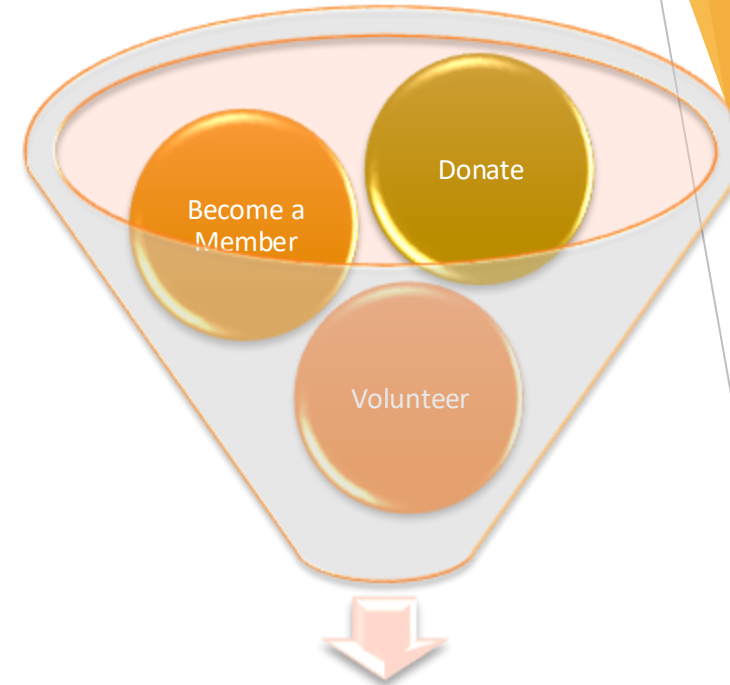
- If you are a community or faith-based organization, nonprofit, or government agency serving Los Angeles County, please consider adding your voice to our network. Becoming an ENLA member is simple and affordable! By being a member, your organization has access to trainings, resources, and expertise.

## ▶ Donate

- Not able to join our Membership? Please consider a monetary or in-kind donation.

## ▶ Volunteer

- If you are an individual looking to support emergency efforts in Los Angeles County, please sign-up to volunteer! You may be called upon in the event of a crisis, emergency, or incident. You may also receive updates, newsletter, and training emails from ENLA.



Building A Resilient Network



# THANK YOU!

Questions or comments?

 **Contact: Lauren Meister, Program Manager**

 **Mobile: 424-421-4349**

 **Email: [lauren@enla.org](mailto:lauren@enla.org)**

 **URL: <https://enla.org>**

**Emergency  
Network  
Los Angeles**

Voluntary Organizations  
Active in Disaster  
for LA County