

SCHUMACHER LEASING PRESENTS

SILVER LAKE PROFESSIONAL CENTER


1710 * 1720 100th PL. SE, Everett, WA. 98208 (Silver Lake Highway 527)



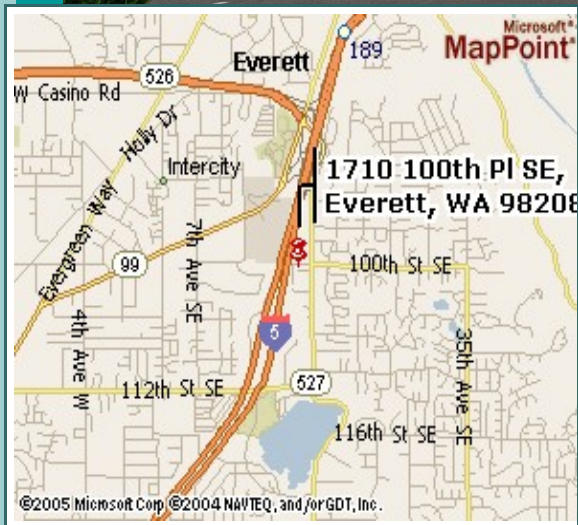
Silver Lake Professional Center



1710 Building



1720 Building



BUILDING FEATURES

APPROX 17,755 SQ. FT. OFFICE FACILITY
Medical and General Office Space

<https://silverlakeprofessional.com>

- ✦ Near Costco Everett I-5 Interchange
- ✦ Convenient Free Parking / Ground Floor Entry
- ✦ Excellent Value for Office Space
- ✦ Main Street Exposure on Bus Route
- ✦ Some Tenant Improvements Available
- ✦ Long Term Lease Discounts Available

AVAILABLE NOVEMBER

1710 **290sf Office #101-B \$615. mo.**

Utilities Included

Shared front lobby, Conference Break area

For More Information Contact (206) 715-9000



SCHUMACHER LEASING

OFFICE SPACE – RETAIL – CONDO - SELF STORAGE

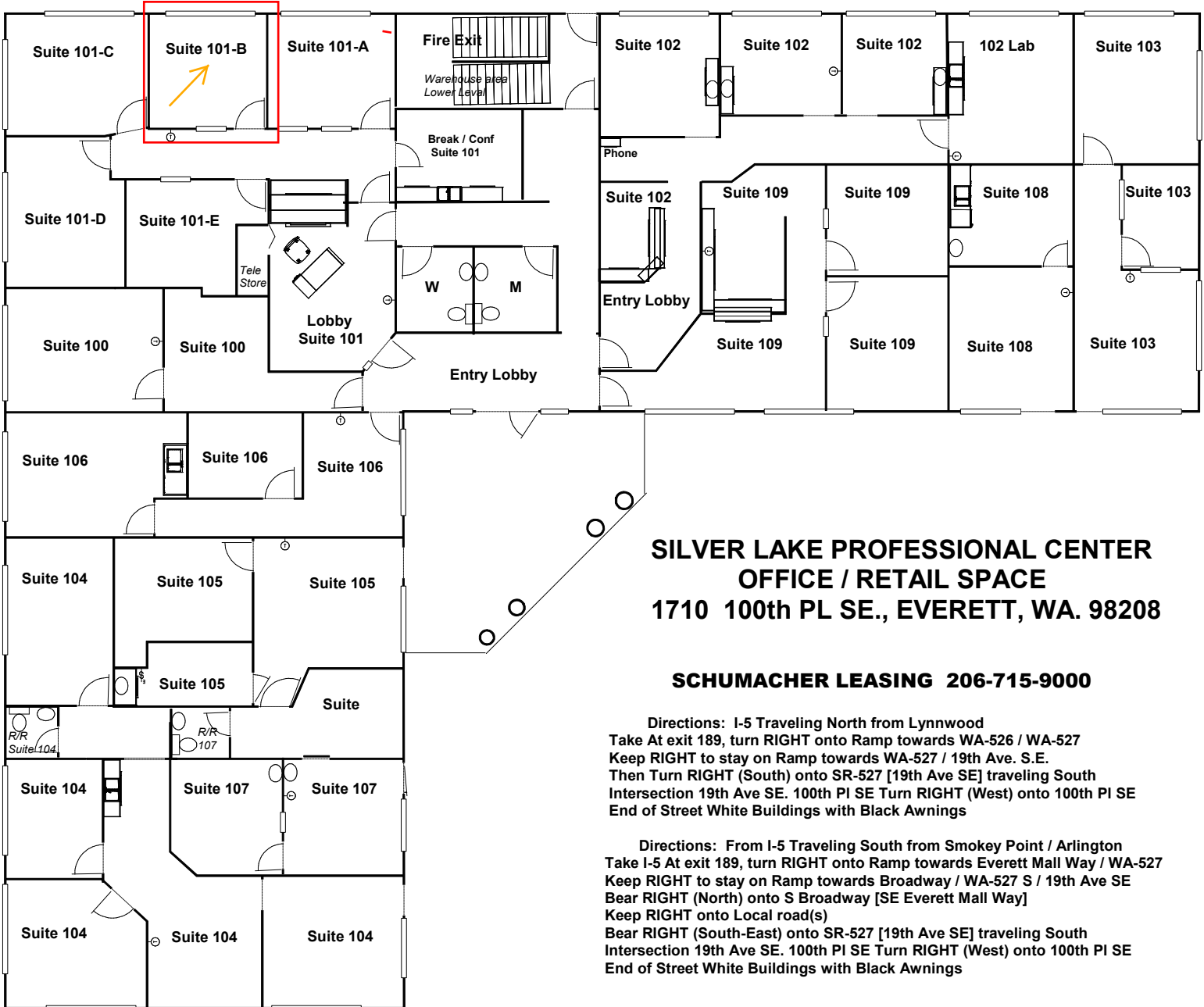
Owner Direct Properties Jim@LeasingRealestate.com

(206) 715-9000

PO BOX 949. Mukilteo. WA. 98275

* The Information contained herein has been obtained from sources deemed reliable but is not guaranteed.

Available
November



**SILVER LAKE PROFESSIONAL CENTER
OFFICE / RETAIL SPACE
1710 100th PL SE., EVERETT, WA. 98208**

SCHUMACHER LEASING 206-715-9000

Directions: I-5 Traveling North from Lynnwood
Take At exit 189, turn **RIGHT** onto Ramp towards WA-526 / WA-527
Keep **RIGHT** to stay on Ramp towards WA-527 / 19th Ave. S.E.
Then Turn **RIGHT** (South) onto SR-527 [19th Ave SE] traveling South
Intersection 19th Ave SE. 100th Pl SE Turn **RIGHT** (West) onto 100th Pl SE
End of Street White Buildings with Black Awnings

Directions: From I-5 Traveling South from Smokey Point / Arlington
Take I-5 At exit 189, turn **RIGHT** onto Ramp towards Everett Mall Way / WA-527
Keep **RIGHT** to stay on Ramp towards Broadway / WA-527 S / 19th Ave SE
Bear **RIGHT** (North) onto S Broadway [SE Everett Mall Way]
Keep **RIGHT** onto Local road(s)
Bear **RIGHT** (South-East) onto SR-527 [19th Ave SE] traveling South
Intersection 19th Ave SE. 100th Pl SE Turn **RIGHT** (West) onto 100th Pl SE
End of Street White Buildings with Black Awnings

SILVERLAKE PROFESSIONAL CENTER



Entrance Lobby



Suite 101 Furnished Waiting Room



Suite 101 Furnished Waiting Room



Suite 101 Break Room Small Conference



Suite 101 Office Area



Suite 101 Office Area